

本说明书仅用于系列产品的相关信息，因技术升级或采用更新的生产工艺更改手册的相关内容，或对本手册印刷数据不准确的信息进行必要的修改，恕不另行通知，采购时请与我们联系，确保正确信息！

This instruction only contains information about our product series. If any change arising from technology upgrading or the use of new production processes, or any necessary modification of the inaccurate data printed herein, no prior notice will be sent. To get correct information, please contact us before purchase!



翰琛数控

NINGBO HCNC

宁波市翰琛数控刀具有限公司

NINGBO HANCHEN NUMERICAL CONTROL CUTTING TOOL
MANUFACTURING CO.,LTD.

宁波销售总公司

Ningbo Sales Corporation

浙江省宁波市江东区彩虹北路 172 号
No.172 Caihong North Road, Jiangdong District, Ningbo City,
Zhejiang Province

电话 (Tel): 0574-87374825 87371825

传真 (Fax): 0574-87926799

邮箱 (E-mail): nbhnc@126.com

生产基地

Production base

宁波市海曙区高桥镇秀丰路 515 号
No. 515, Xiufeng Road, Gaoqiao Town, Haishu
District, Ningbo



扫描二维码关注翰琛数控



www.nbhnc.cn

宁波市翰琛数控刀具有限公司

NINGBO HANCHEN NUMERICAL CONTROL CUTTING TOOL
MANUFACTURING CO.,LTD.

关于翰琛

宁波市翰琛数控刀具制造有限公司座落于中国美丽的港口城市-浙江宁波。自2002年建厂以来，公司一直秉持“以质量为基石，用诚信谋发展”的经营理念，严选优质原材料，多道工艺保证产品刚性，获得了广大客户的认可与信任，品牌认可度稳居行业前列。

我公司有一支由研发、生产、质检、销售等各部门上百名员工组成的专业团队，致力于为客户提供更专业的产品和完善的服务。五轴加工中心、加工中心群、数控车床群以及精密的检测设备使我们具备先进的研发、生产技术，成熟的生产经验，可以为客户提供车削、铣削、钻削等各类数控刀具以及相应的零配件。同时我们承接非标刀具的设计和生

产，以满足各类客户的加工需求。

公司更与知名品牌合作，研制出一系列专业加工不锈钢和钢件的螺纹刀片，以及车削/钻削刀片，品类齐全，库存充足，随时响应客户需求。

翰琛数控凭借严格的品质把控，成熟的生产工艺，先进的生产设备，强有力的市场竞争力，二十余年的沉淀，逐渐成为行业标杆企业。

我们期待与您展开长期稳定的合作，为您提供优质的产品与服务，欢迎您随时来访来电！

2002

Since

专业数控刀具制造商

Professional Manufacturer of CNC Tools



销售网络 SALES NETWORK

全球化销售网络，竭诚为您服务。
Global sales network, dedicated to serve you.



ABOUT HANCHEN

Ningbo Hanchen Numerical Control Cutting Tool Manufacturing Co., Ltd. is located in Ningbo (Zhejiang province), a beautiful port city in China. Since its establishment in 2002, the company has always adhered to the business philosophy -- "Taking quality as the cornerstone, Seeking development with integrity". Strictly selected high-quality raw materials, and special processes have ensured our products' rigidity. Sticking to quality for twenty years, we have won the recognition and trust from our customers, and our brand's recognition has remained at the forefront place in the industry.

Our company has a professional team of hundreds of employees from R&D, Production, Quality inspection, Sales and other departments, who are committed to provide professional products and perfect services for our customers. Five-axis machining centers, machining center clusters, CNC lathe clusters and precision testing equipment enable us to have advanced R&D and production capabilities, mature production experience, with which we can provide series of turning, milling, drilling and other CNC tools and corresponding spare parts. Meanwhile, we undertake the demand of designing and producing non-standard customized tools, to fit different producing conditions.

The company has also cooperated with well-known enterprises, and successfully developed a series of threading inserts for processing stainless steel and steel workpieces. We have a complete range of inserts for Threading/Shallow hole Drilling/General Turning/Parting Grooving, and sufficient inventory to respond to customers' needs at any time.

With strictly controlled quality, mature production capabilities, advanced equipment, and more than 20 years of accumulation, Hanchen has gained strong market competitiveness, and become a model enterprise in this industry.

We look forward to developing long-term and stable cooperation with you and offering you with high-quality products and services. You are welcome to visit or call us at any time!



目录 Contents

P1-60

外圆车刀杆

External turning tool holder

P03-30

外圆车刀杆M型、P型

External turning tool holder M-type, Ptype

P31-44

外圆车刀杆D型、C型

External turning tool holder D-type, Ctype

P45-60

外圆车刀杆S型

External turning tool holder S-type

P65-99

内孔车刀杆

Internal turning tool holder

P61-76

内孔车刀杆M型、P型

Internal turning tool holder M-type, P-type

P77-94

内孔车刀杆S型

Internal turning tool holder S-type

P95-99

合金抗震刀杆

Alloy anti-vibration knife holder

P100-106

英制刀杆

Inch Turning Tools

P100-104

外圆车削刀杆（英制）

Inch external turning tool holder

P105-106

内孔车削刀杆（英制）

Inch internal turning tool holder

P106-112

精准冷却车刀杆

Precision cooling turning tool holder

P107-110

精准冷却P型、S型

Precision cooling P-type, S-type

P112

精准冷却槽刀杆

Precision cooling groove tool holder

P113-118

螺纹车刀杆

Threading tool holder

P119-133

切槽切断刀杆

Parting and grooving tool holder

P134-155

走心机刀杆

Swiss lathe tool holder

P135-136

后扫刀杆

Rear sweeping holder

P137-148

前扫刀杆

Front sweeping holder

P149

切断刀杆

Cutting tool holder

P150-153

立铣刀杆

End milling cutter holder

P154-155

镗刀头

Boring heads

P156-166

浅孔钻及刀片

Shallow hole drill & inserts

P167-176

螺纹刀片

Threading inserts

P177-194

通用信息

General information



外圆车削

EXTERNAL TURNING

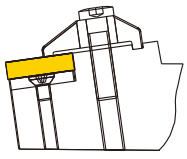
严选超优质钢材，精密工艺保证产品质量
Strictly selected superior raw materials, precision technology, quality guaranteed

外圆车刀杆型号表示规则


External turning tool holder model indication rules

M	C	L	N	R	20	20	K	12	C
1	2	3	4	5	6	7	8	9	10

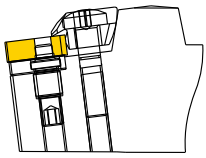
1. 压紧方式 Clamping system



C. 压板压紧型
Top clamping Type



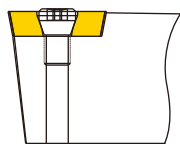
M. 复合压紧型
Double Clamping Type



D. 重切削用双重夹紧型
Heavy Cutting
Double Clamping Type



P. 杠杆压紧型
Lever Lock Type



S. 螺钉夹紧型
Screw-on Type

2. 刀片形状 Insert Shape

C	
D	
R	
S	
T	
V	
W	

5. 切削方向 Cutting direction

R	
L	
N	

3. 刀具形式与主偏角 Tool holder style and approach angle

A	B	C	D	E
F	G	H	J	K
L	M	N	P	Q
R	S	T	U	V
W	X			

6. 刀尖高度向 Nose height

只标注到整数
例: h=8mm, 标为08

7. 刀体宽度 Width of tool holder

例: h=8mm, 标为08

4. 刀片后角 Inserts back angle

B	5°
C	7°
D	15°
E	20°
N	0°
P	11°

8. 刀具长度 Tool length(mm)

代号 Code	长度 Length
E	70
F	80
H	100
K	125
M	150
P	170
Q	180
R	200
S	250
T	300

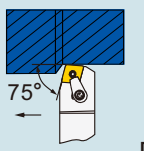
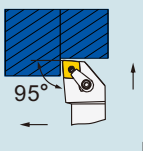
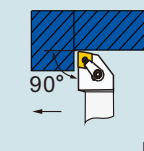
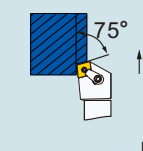
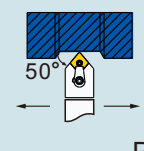
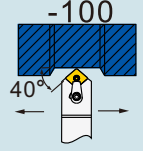

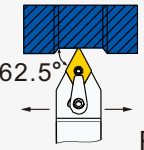
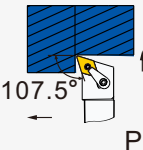
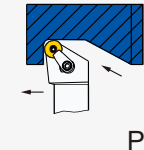
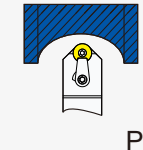
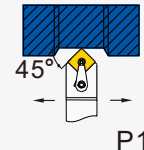
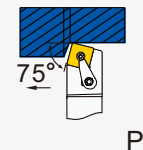
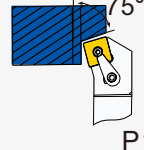
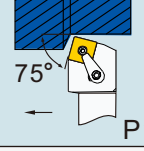
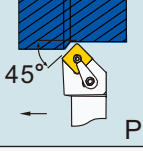
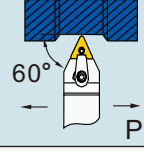
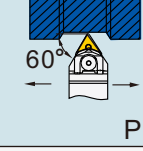

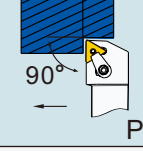
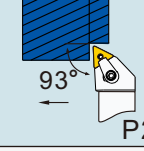

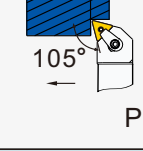
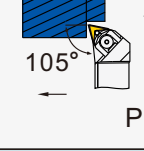

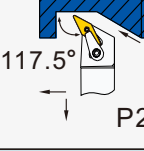
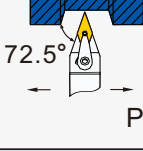
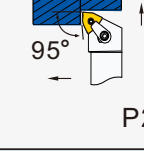
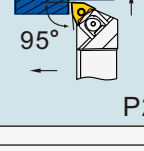
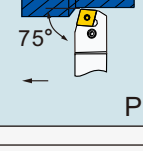
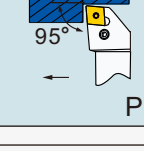
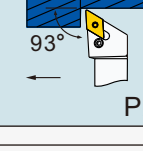
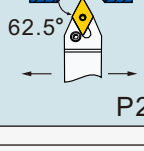
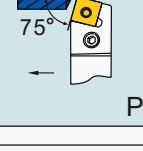
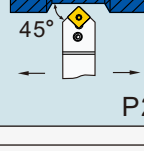
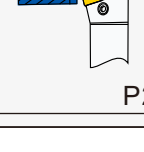
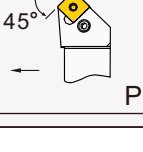

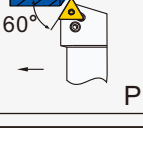
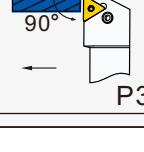
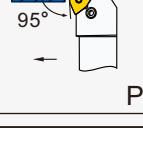
9. 切削刃长 Cutting Edge length

C	D	R	S
T	V	W	

10. 自编号 Self Numbers

M型及P型刀具型号及加工形式

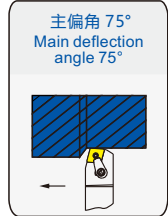
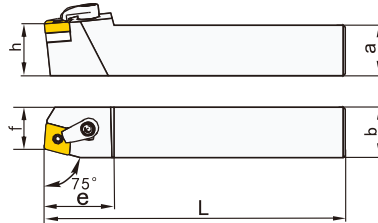
M-type, p-type Tool Models And Processing Forms

<p>MCBNR/L</p>  <p>75°</p> <p>P4</p>	<p>MCLNR/L</p>  <p>95°</p> <p>P5</p>	<p>MCGNR/L</p>  <p>90°</p> <p>P6</p>	<p>MCKNR/L</p>  <p>75°</p> <p>P6</p>	<p>MCMNN</p>  <p>50°</p> <p>P7</p>	<p>MCMNN -100</p>  <p>40°</p> <p>P7</p>	<p>MDJNR/L</p>  <p>93°</p> <p>P8</p>
<p>MDPNN</p>  <p>62.5°</p> <p>P9</p>	<p>MDQNR/L</p>  <p>107.5°</p> <p>P10</p>	<p>MRGNR/L</p>  <p>P11</p>	<p>MRDNN</p>  <p>P11</p>	<p>MSDNN</p>  <p>45°</p> <p>P12</p>	<p>MSBNR/L</p>  <p>75°</p> <p>P13</p>	<p>MSKNR/L</p>  <p>75°</p> <p>P14</p>
<p>MSRNR/L</p>  <p>75°</p> <p>P15</p>	<p>MSSNR/L</p>  <p>45°</p> <p>P16</p>	<p>MTENN</p>  <p>60°</p> <p>P17</p>	<p>WTENN</p>  <p>60°</p> <p>P17</p>	<p>MTFNR/L</p>  <p>90°</p> <p>P18</p>	<p>MTGNR/L</p>  <p>90°</p> <p>P19</p>	<p>MTJNR/L</p>  <p>93°</p> <p>P20</p>
<p>WTJNR/L</p>  <p>93°</p> <p>P20</p>	<p>MTQNR/L</p>  <p>105°</p> <p>P21</p>	<p>WTQNR/L</p>  <p>105°</p> <p>P21</p>	<p>MVJNR/L</p>  <p>93°</p> <p>P22</p>	<p>MVQNR/L</p>  <p>117.5°</p> <p>P23</p>	<p>MVVNN</p>  <p>72.5°</p> <p>P23</p>	<p>MWLNLR/L</p>  <p>95°</p> <p>P24</p>
<p>WWLNLR/L</p>  <p>95°</p> <p>P24</p>	<p>PCBNR/L</p>  <p>75°</p> <p>P25</p>	<p>PCLNR/L</p>  <p>95°</p> <p>P25</p>	<p>PDJNR/L</p>  <p>93°</p> <p>P26</p>	<p>PDPNN</p>  <p>62.5°</p> <p>P26</p>	<p>PSBNR/L</p>  <p>75°</p> <p>P27</p>	<p>PSDNN</p>  <p>45°</p> <p>P27</p>
<p>PSKNR/L</p>  <p>75°</p> <p>P28</p>	<p>PSSNR/L</p>  <p>45°</p> <p>P28</p>	<p>PTFNR/L</p>  <p>90°</p> <p>P29</p>	<p>PTTNR/L</p>  <p>60°</p> <p>P29</p>	<p>PTGNR/L</p>  <p>90°</p> <p>P30</p>	<p>PWLNLR/L</p>  <p>95°</p> <p>P30</p>	



外圆车削刀杆 (M型) External turning tool holder (M type)

75° MCBN..



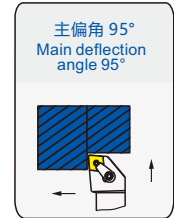
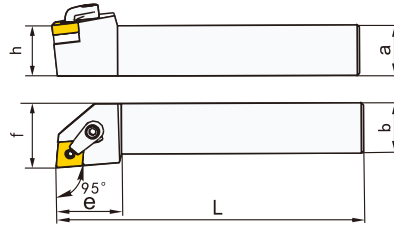
型号 Model	尺寸Size(mm)						双头螺栓 Stud bolts	刀垫 Shim	销钉 Pin	压板 Pressure plate	板手 Wrench	刀片 Inserts
	a	b	L	h	f	e						
★ MCBNR/L1616H12C	16	16	100	16	13	32	MS620	C12BM	MLP46	MC620	S3	CN..1204..
★ MCBNR/L2020K12C	20	20	125	20	17	32	MS625					
★ MCBNR/L2525M12C	25	25	150	25	22	32	MS628					
★ MCBNR/L3232P12C	32	32	170	32	27	32	MS625	C16BM	MLP58	MC620	S3	CN..1606..
★ MCBNR/L2525M16C	25	25	150	25	22	40	MS625					
★ MCBNR/L3232P16C	32	32	170	32	27	40	MS628					
★ MCBNR/L4040R16C	40	40	200	40	35	40	MS628	C19BM	MLP68	MC825	S4	CN..1906..
★ MCBNR/L3232P19C	32	32	170	32	27	42	MS835					
★ MCBNR/L4040R19C	40	40	200	40	35	42	MS835					

型号 Model	尺寸Size(mm)						双头螺栓 Stud bolts	刀垫 Shim	销钉 Pin	压板 Pressure plate	板手 Wrench	刀片 Inserts
	a	b	L	h	f	e						
MCBNR/L1616H12Z	16	16	100	16	13	32	DM6X20	C12BM	TM6X17	C1RD	S3	CN..1204..
MCBNR/L2020K12Z	20	20	125	20	17	32						
MCBNR/L2525M12Z	25	25	150	25	22	32						
MCBNR/L3232P12Z	32	32	170	32	27	32	DM6X25	C16BM	TM8X21	C2RD	S3	CN..1606..
MCBNR/L2525M16Z	25	25	150	25	22	40	DM6X28					
MCBNR/L3232P16Z	32	32	170	32	27	40	DM6X28					
MCBNR/L4040R16Z	40	40	200	40	35	40	DM6X28	C19BM	TM10X21	C5RD	S4	CN..1906..
MCBNR/L3232P19Z	32	32	170	32	27	40	DM8X35					
MCBNR/L4040R19Z	40	40	200	40	35	40	DM8X35					

- 订货示例: 1件 MCBNR 2525M12C 1件 MCBNL 2525M12C * R=右手 L=左手 ● 刀片需要独订购
- “★”号表示常备库存
- Ordering Example: 1pcs MCBNR 2525M12C 1pcs MCBNL 2525M12C * R=right hand L= left hand
- Inserts need to be ordered separately
- " " indicates standing stock

外圆车削刀杆 (M型) External turning tool holder (M type)

95° MCLN..



型号 Model	尺寸Size(mm)						双头螺栓 Stud bolts	刀垫 Shim	销钉 Pin	压板 Pressure plate	扳手 Wrench	刀片 Inserts
	a	b	L	h	f	e						
★ MCLNR/L1616H12C	16	16	100	16	20	32	MS620	C12BM	MLP46	MC620	S3	CN..1204..
★ MCLNR/L2020K12C	20	20	125	20	25	32	MS625					
★ MCLNR/L2525M12C	25	25	150	25	32	32	MS628					
MCLNR/L3225P12C	32	25	170	32	32	32	MS628	C16BM	MLP58	MC622	S3	CN..1606..
★ MCLNR/L3232P12C	32	32	170	32	40	32	MS625					
★ MCLNR/L2525M16C	25	25	150	25	32	38	MS625					
MCLNR/L3225P16C	32	25	170	32	32	38	MS628	C19BM	MLP68	MC825	S4	CN..1906..
★ MCLNR/L3232P16C	32	32	170	32	40	38	MS628					
★ MCLNR/L4040R16C	40	40	200	40	50	42	MS835					
★ MCLNR/L3232P19C	32	32	170	32	40	42	MS835	C19BM	MLP68	MC825	S4	CN..1906..
MCLNR/L4040R19C	40	40	200	40	50	42	MS835	C19BM	MLP68	MC825	S4	CN..1906..

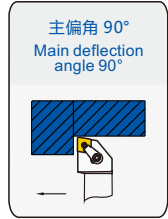
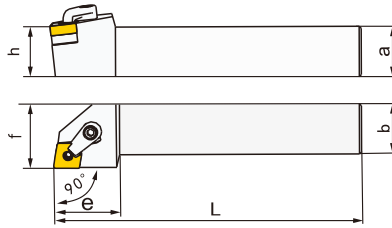
型号 Model	尺寸Size(mm)						双头螺栓 Stud bolts	刀垫 Shim	销钉 Pin	压板 Pressure plate	扳手 Wrench	刀片 Inserts
	a	b	L	h	f	e						
MCLNR/L1616H12Z	16	16	100	16	20	32	DM6X20	C12BM	TM16X17	C1RD	S3	CN..1204..
MCLNR/L2020K12Z	20	20	125	20	25	32	DM6X25					
MCLNR/L2525M12Z	25	25	150	25	32	32	DM6X28					
MCLNR/L3225P12Z	32	25	170	32	32	32	DM6X28	C16BM	TM8X21	C2RD	S3	CN..1606..
MCLNR/L3232P12Z	32	32	170	32	40	32	DM6X25					
MCLNR/L2525M16Z	25	25	150	25	32	38	DM6X25					
MCLNR/L3225P16Z	32	25	170	32	32	38	DM6X28	C19BM	TM10X21	C5RD	S4	CN..1906..
MCLNR/L3232P16Z	32	32	170	32	40	38	DM6X28					
MCLNR/L4040R16Z	40	40	200	40	50	42	DM8X35					
MCLNR/L3232P19Z	32	32	170	32	40	45	DM8X35	C19BM	TM10X21	C5RD	S4	CN..1906..
MCLNR/L4040R19Z	40	40	200	40	50	45	DM8X35	C19BM	TM10X21	C5RD	S4	CN..1906..

- 订货示例：1件 MCLNR 2525M12C 1件 MCLNL 2525M12C * R = 右手 L = 左手 ● 刀片需要单独订购
- “★”号表示常备库存
- Ordering Example: 1pcs MCLNR 2525M12C 1pcs MCLNL 2525M12C * R=right hand L= left hand
- Inserts need to be ordered separately
- " " indicates standing stock



外圆车削刀杆 (M型) External turning tool holder (M type)

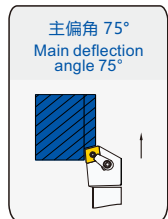
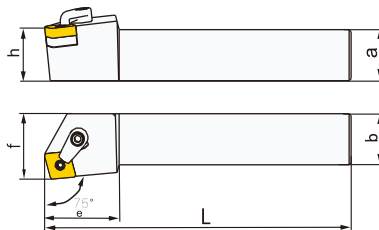
90° MCGN..



型号 Model	尺寸Size(mm)						双头螺栓 Stud bolts	刀垫 Shim	销钉 Pin	压板 Pressure plate	扳手 Wrench	刀片 Inserts
	a	b	L	h	f	e						
MCGNR/L1616K12C	16	16	125	16	20	32	MS620	C12BM	MLP46	MC620	S3	CN..1204..
★ MCGNR/L2020K12C	20	20	125	20	25	32	MS625					
★ MCGNR/L2525M12C	25	25	150	25	32	32	MS628					
MCGNR/L3225P12C	32	25	170	32	32	32	MS625	C16BM	MLP58	MC622	S3	CN..1606..
MCGNR/L3232P12C	32	32	170	32	40	32	MS625					
MCGNR/L2525M16C	25	25	150	25	32	38	MS628					
MCGNR/L3225P16C	32	25	170	32	32	38	MS628	C19BM	MLP68	Mc852	S4	CN..1906..
MCGNR/L3232P16C	32	32	170	32	40	38	MS835					
MCGNR/L4040R16C	40	40	200	40	50	42	MS835					
MCGNR/L3232P19C	32	32	170	32	40	45	MS835	C19BM	MLP68	Mc852	S4	CN..1906..

- 订货示例: 1件 MCGNR 2525M12C 1件 MCGNL 2525M12C * R = 右手 L = 左手 ● 刀片需要独订购
- “★”号表示常备库存
- Ordering Example: 1pcs MCGNR 2525M12C 1pcs MCGNL 2525M12C * R=right hand L= left hand
- Inserts need to be ordered separately
- " " indicates standing stock

75° MCKN..

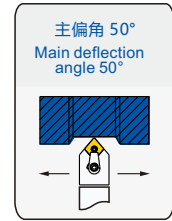
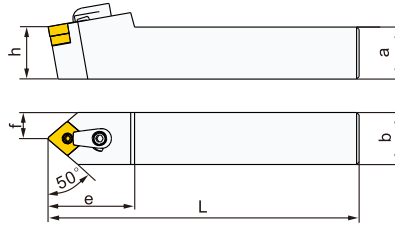


型号 Model	尺寸Size(mm)						双头螺栓 Stud bolts	刀垫 Shim	销钉 Pin	压板 Pressure plate	扳手 Wrench	刀片 Inserts
	a	b	L	h	f	e						
★ MCKNR/L1616H12C	16	16	125	16	20	32	MS620	C12BM	MLP46	MC620	S3	CN..1204..
★ MCKNR/L2020K12C	20	20	125	20	25	32	MS625					
★ MCKNR/L2525M12C	25	25	150	25	32	32	MS628					
★ MCKNR/L3232P12C	32	32	170	32	40	32	MS625	C16BM	MLP58	MC622	S3	CN..1606..
★ MCKNR/L2525M16C	25	25	150	25	32	38	MS628					
★ MCKNR/L3232P16C	32	32	170	32	40	38	MS628					
MCKNR/L4040R16C	40	40	200	40	40	38	MS628	C19BM	MLP68	MC825	S4	CN..1906..
★ MCKNR/L3232P19C	32	32	170	32	40	42	MS835					
★ MCKNR/L4040R19C	40	40	200	40	50	42	MS835					

- 订货示例: 1件 MCKNR 2525M12C 1件 MCKNL 2525M12C * R = 右手 L = 左手 ● 刀片需要独订购
- “★”号表示常备库存
- Ordering Example: 1pcs MCKNR 2525M12C 1pcs MCKNL 2525M12C * R=right hand L= left hand
- Inserts need to be ordered separately
- " " indicates standing stock

外圆车削刀杆 (M型) External turning tool holder (M type)

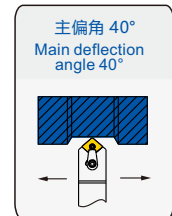
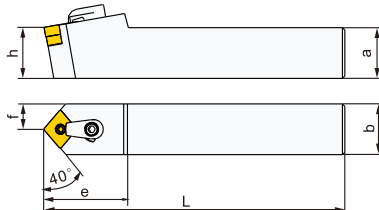
50° MCMN..



型号 Model	尺寸Size(mm)						双头螺栓 Stud bolts	刀垫 Shim	销钉 Pin	压板 Pressure plate	扳手 Wrench	刀片 Inserts
	a	b	L	h	f	e						
MCMNN1616H12C	16	16	100	16	8	32	MS620	C12BM	MLP46	MC620	S3	CN..1204..
★ MCMNN2020K12C	20	20	125	20	10	32	MS625					
★ MCMNN2525M12C	25	25	150	25	12.5	32	MS628					
MCMNN3232P12C	32	32	170	32	16	32	MS628					

- 订货示例: 1件 MCMNN 2525M12C
- 刀片需要独订购
- “★”号表示常备库存
- Ordering Example: 1pcs MCMNN 2525M12C
- Inserts need to be ordered separately
- " " indicates standing stock

40° MCMN..-100



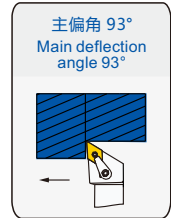
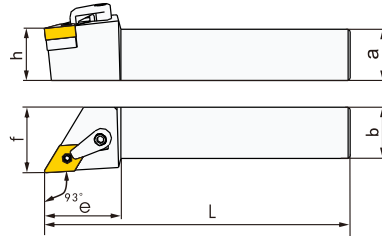
型号 Model	尺寸Size(mm)						双头螺栓 Stud bolts	刀垫 Shim	销钉 Pin	压板 Pressure plate	扳手 Wrench	刀片 Inserts
	a	b	L	h	f	e						
MCMNN1616H12C-100	16	16	100	16	8	32	MS620	C12BM	MLP46	MC620	S3	CN..1204..
★ MCMNN2020K12C-100	20	20	125	20	10	32	MS625					
★ MCMNN2525M12C-100	25	25	150	25	12.5	32	MS628					
★ MCMNN3232P12C-100	32	32	170	32	16	32	MS628					

- 订货示例: 1件 MCMNN 2525M12C-100
- 刀片需要独订购
- “★”号表示常备库存
- Ordering Example: 1pcs MCMNN 2525M12C-100
- Inserts need to be ordered separately
- " " indicates standing stock



外圆车削刀杆 (M型) External turning tool holder (M type)

93° MDJN..



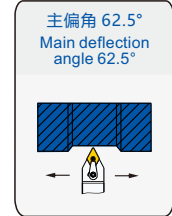
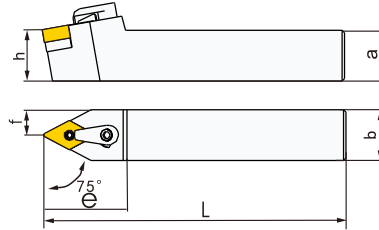
型号 Model	尺寸Size(mm)						双头螺栓 Stud bolts	刀垫 Shim	销钉 Pin	压板 Pressure plate	扳手 Wrench	刀片 Inserts
	a	b	L	h	f	e						
★ MDJNR/L1616H11C	16	16	100	16	20	32	MS620	D11BM	MLP34	MC620	S2 S3	DN..1104..
★ MDJNR/L2020K11C	20	20	125	20	25	32	MS625					
★ MDJNR/L2525M11C	25	25	150	25	32	32	MS628					
MDJNR/L3232P11C	32	32	170	32	40	32	MS625	D15BM	MLP46L	MC622	S3	DN..1506..
★ MDJNR/L2020K15C	20	20	125	20	25	38	MS625					
★ MDJNR/L2525M15C	25	25	150	25	32	38	MS628					
MDJNR/L3225P15C	32	25	170	32	32	38	MS628					
★ MDJNR/L3232P15C	32	32	170	32	40	38	MS625		MLP46			DN..1504..
MDJNR/L4040R15C	40	40	200	40	50	38	MS628					
★ MDJNR/L2020K1504C	20	20	125	20	25	38	MS625					DN..1504..
★ MDJNR/L2525M1504C	25	25	150	25	32	38	MS628					
MDJNR/L3225P1504C	32	25	170	32	32	38	MS628					
MDJNR/L3232P1504C	32	32	170	32	40	38	MS628					

型号 Model	尺寸Size(mm)						双头螺栓 Stud bolts	刀垫 Shim	销钉 Pin	压板 Pressure plate	扳手 Wrench	刀片 Inserts
	a	b	L	h	f	e						
MDJNR/L1616H11Z	16	16	100	16	20	32	DM6X20	D11BM	TM5X13	C1RD	S2 S3	DN..1104..
MDJNR/L2020K11Z	20	20	125	20	25	32	DM6X25					
MDJNR/L2525M11Z	25	25	150	25	32	32	DM6X28					
MDJNR/L3232P11Z	32	32	170	32	40	32	DM6X25	D15BM	TM6X19	C2RD	S3	DN..1506..
MDJNR/L2020K15Z	20	20	125	20	25	38	DM6X28					
MDJNR/L2525M15Z	25	25	150	25	32	42	DM6X25					
MDJNR/L3225P15Z	32	25	170	32	32	42	DM6X28					
MDJNR/L3232P15Z	32	32	170	32	40	42	DM6X25		TM6X17			DN..1504..
MDJNR/L4040R15Z	40	40	200	40	50	38	DM6X28					
MDJNR/L2020K1504Z	20	20	125	20	25	38	DM6X25					DN..1504..
MDJNR/L2525M1504Z	25	25	150	25	32	38	DM6X28					
MDJNR/L3225P1504Z	32	25	170	32	32	38	DM6X28					
MDJNR/L3232P1504Z	32	32	170	32	40	42	DM6X28					

- 订货示例: 1件 MDJNR 2525M11C 1件 MDJNL 2525M11C * R=右手 L=左手 ● 刀片需要单独订购
- “★”号表示常备库存
- Ordering Example: 1pcs MDJNR 2525M11C 1pcs MDJNL 2525M11C * R=right hand L= left hand
- Inserts need to be ordered separately
- " " indicates standing stock

外圆车削刀杆 (M型) External turning tool holder (M type)

75° MDPN..



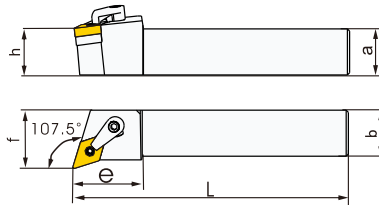
型号 Model	尺寸Size(mm)						双头螺栓 Stud bolts	刀垫 Shim	销钉 Pin	压板 Pressure plate	扳手 Wrench	刀片 Inserts	
	a	b	L	h	f	e							
★ MDPNN1616H11C	16	16	100	16	8	35	MS620	D11BM	MLP34	MC620	S2 S3	DN..1104..	
★ MDPNN2020K11C	20	20	125	20	10	35	MS625						
★ MDPNN2525M11C	25	25	150	25	12.5	35	MS628						
MDPNN3232P11C	32	32	170	32	16	42	MS625	D15BM	MLP46L	MC622	S3	DN..1506..	
★ MDPNN2020K15C	20	20	125	20	12.5	42	MS625						
★ MDPNN2525M15C	25	25	150	25	12.5	42	MS628						
★ MDPNN3232P15C	32	32	170	32	16	42	MS625		MLP46				DN..1504..
★ MDPNN4040R15C	40	40	200	40	20	42	MS628						
★ MDPNN2020K1504C	20	20	125	20	12.5	42	MS625						
★ MDPNN2525M1504C	25	25	150	25	12.5	42	MS628						
MDPNN3232R1504C	32	32	170	32	16	42							

型号 Model	尺寸Size(mm)						双头螺栓 Stud bolts	刀垫 Shim	销钉 Pin	压板 Pressure plate	扳手 Wrench	刀片 Inserts		
	a	b	L	h	f	e								
MDPNN1616H11Z	16	16	100	16	8	35	DM6X20	D11BM	TM5X13	C1RD	S2 S3	DN..1104..		
MDPNN2020K11Z	20	20	125	20	10	35	DM6X25							
MDPNN2525M11Z	25	25	150	25	12.5	35	DM6X28							
MDPNN3232P11Z	32	32	170	32	16	42	DM6X25	D15BM	TM6X19	C2RD	S3	DN..1506..		
MDPNN2020K15Z	20	25	125	20	12.5	43	DM6X25							
MDPNN2525M15Z	25	25	150	25	12.5	43	DM6X28						TM6X17	
MDPNN3232P15Z	32	32	170	32	16	43	DM6X25							
MDPNN4040R15Z	40	40	200	40	20	43	DM6X28							
MDPNN2020K1504Z	20	20	125	20	12.5	43	DM6X25							
MDPNN2525M1504Z	25	25	150	25	12.5	43	DM6X28							
MDPNN3232R1504Z	32	32	170	32	16	43								

- 订货示例: 1件 MDPNN 2525M11C
- “★” 号表示常备库存
- 刀片需要独订购
- Ordering Example: 1pcs MDPNN 2525M11C
- Inserts need to be ordered separately
- " " indicates standing stock

外圆车削刀杆 (M型) External turning tool holder (M type)

107° MDQN..

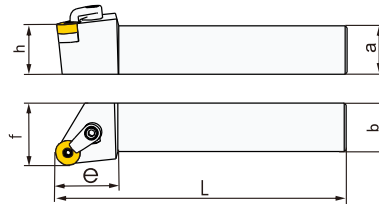


型号 Model	尺寸Size(mm)						双头螺栓 Stud bolts	刀垫 Shim	销钉 Pin	压板 Pressure plate	扳手 Wrench	刀片 Inserts
	a	b	L	h	f	e						
★ MDQNR/L1616H11C	16	16	100	16	20	32	MS620	D11BM	MLP34	MC620	S2 S3	DN..1104..
★ MDQNR/L2020K11C	20	20	125	20	25	32	MS625					
★ MDQNR/L2525M11C	25	25	150	25	32	32	MS628					
MDQNR/L3232P11C	32	32	170	32	40	32						
★ MDQNR/L2020K15C	20	20	125	20	25	38	MS625	D15BM	MLP46L	MC622	S3	DN..1506..
★ MDQNR/L2525M15C	25	25	150	25	32	38	MS625					
MDQNR/L3225P15C	32	25	170	32	32	38	MS628					
★ MDQNR/L3232P15C	32	32	170	32	40	38						
★ MDQNR/L2020K1504C	20	20	125	20	25	38	MS625	D15BM	MLP46	MC622	S3	DN..1504..
★ MDQNR/L2525M1504C	25	25	150	25	32	38	MS625					
MDQNR/L3225P1504C	32	25	170	32	32	38	MS628					
MDQNR/L3232P1504C	32	32	170	32	40	38	MS628					

- 订货示例: 1件 MDQNR 2525M11C 1件 MDQNL 2525M11C * R = 右手 L = 左手 ● 刀片需要独订购
- “★” 号表示常备库存
- Ordering Example: 1pcs MDQNR 2525M11C 1pcs MDQNL 2525M11C * R=right hand L= left hand
- Inserts need to be ordered separately
- " " indicates standing stock

外圆车削刀杆 (M型) External turning tool holder (M type)

MRGN..

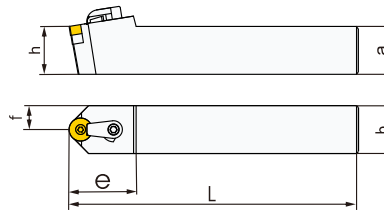


型号 Model	尺寸Size(mm)						双头螺栓 Stud bolts	刀垫 Shim	销钉 Pin	压板 Pressure plate	扳手 Wrench	刀片 Inserts
	a	b	L	h	f	e						
★ MRGNR/L2020K12C	20	20	125	20	25	32	MS625	R12BM	MLP46	MC620	S3	RN..1204..
★ MRGNR/L2525M12C	25	25	150	25	32	32						
MRGNR/L3225P12C	32	25	170	32	32	32	MS628	R12BM	MLP46	MC620	S3	RN..1204..
MRGNR/L3232P12C	32	32	170	32	40	32						

型号 Model	尺寸Size(mm)						双头螺栓 Stud bolts	刀垫 Shim	销钉 Pin	压板 Pressure plate	扳手 Wrench	刀片 Inserts
	a	b	L	h	f	e						
MRGNR/L2020K12Z	20	20	125	20	25	32	DM6X25	R12BM	TM6X17	C1RD	S3	RN..1204..
MRGNR/L2525M12Z	25	25	150	25	32	32						
MRGNR/L3225P12Z	32	25	170	32	32	32	DM6X28	R12BM	TM6X17	C1RD	S3	RN..1204..
MRGNR/L3232P12Z	32	32	170	32	40	32						

- 订货示例: 1件 MRGNR 2525M12C 1件 MRGNL 2525M12C * R = 右手 L = 左手 ● 刀片需要独订购
- “★”号表示常备库存
- Ordering Example: 1pcs MRGNR 2525M12C 1pcs MRGNL 2525M12C * R=right hand L= left hand
- Inserts need to be ordered separately
- " " indicates standing stock

MRDN..



型号 Model	尺寸Size(mm)						双头螺栓 Stud bolts	刀垫 Shim	销钉 Pin	压板 Pressure plate	扳手 Wrench	刀片 Inserts
	a	b	L	h	f	e						
MRDNN2020K12C	20	20	125	20	10	32	MS625	R12BM	MLP46	MC620	S3	RN..1204..
★ MRDNN2525M12C	25	25	150	25	12.5	32						
★ MRDNN3225P12C	32	25	170	32	6	32	MS628	R12BM	MLP46	MC620	S3	RN..1204..
MRDNN3232P12C	32	32	170	32	20	32						

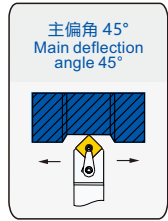
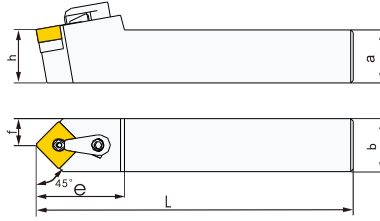
型号 Model	尺寸Size(mm)						双头螺栓 Stud bolts	刀垫 Shim	销钉 Pin	压板 Pressure plate	扳手 Wrench	刀片 Inserts
	a	b	L	h	f	e						
MRDNN2020K12Z	20	20	125	20	10	32	DM6X25	R12BM	TM6X17	C1RD	S3	RN..1204..
MRDNN2525M12Z	25	25	150	25	12.5	32						
MRDNN3225P12Z	32	25	170	32	10	32	DM6X28	R12BM	TM6X17	C1RD	S3	RN..1204..
MRDNN3232P12Z	32	32	170	32	20	32						

- 订货示例: 1件 MRDNN 2525M12C ● 刀片需要独订购
- “★”号表示常备库存
- Ordering Example: 1pcs MRDNN 2525M12C * R=right hand L= left hand ● Inserts need to be ordered separately
- " " indicates standing stock



外圆车削刀杆 (M型) External turning tool holder (M type)

45° MSDN..



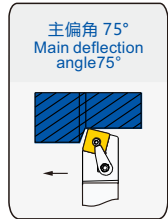
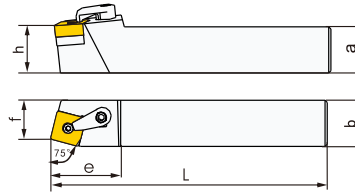
型号 Model	尺寸Size(mm)						双头螺栓 Stud bolts	刀垫 Shim	销钉 Pin	压板 Pressure plate	板手 Wrench	刀片 Inserts
	a	b	L	h	f	e						
★ MSDNN1616H09C	16	16	100	16	8	35	MS520	S09BM	MLP34L	MC515	S2,S2.5	SN..0903..
★ MSDNN2020K12C	20	20	125	20	10	35	MS625	S12BM	MLP46	MC620	S3	SN..1204..
★ MSDNN2525M12C	25	25	150	25	12.5	35						
★ MSDNN3232P12C	32	32	170	32	16	42	MS628	S15BM	MLP58	MC622		SN..1506..
★ MSDNN2525M15C	25	25	125	25	12.5	42						
MSDNN3225P15C	32	25	170	32	12.5	42	MS835	S19BM	MLP68	MC825	S4	SN..1906..
★ MSDNN3232P15C	32	32	170	32	16	42						
★ MSDNN3232P19C	32	32	170	32	16	42						

型号 Model	尺寸Size(mm)						双头螺栓 Stud bolts	刀垫 Shim	销钉 Pin	压板 Pressure plate	板手 Wrench	刀片 Inserts
	a	b	L	h	f	e						
MSDNN2020K12Z	20	20	125	20	10	35	DM6X25	S12BM	TM6X17	C1RD	S3	SN..1204..
MSDNN2525M12Z	25	25	150	25	12.5	35						
MSDNN3232P12Z	32	32	170	32	16	42	DM6X28	S15BM	TM8X21	C2RD		SN..1506..
MSDNN2525M15Z	25	25	125	25	12.5	42						
MSDNN3225P15Z	32	25	170	32	12.5	42	DM8X35	S19BM	TM10X21	C5RD	S4	SN..1906..
MSDNN3232P15Z	32	32	170	32	16	42						
MSDNN3232P19Z	32	32	170	32	16	42						

- 订货示例: 1件 MSDNN 2525M12C ● 刀片需要独订购
- “★”号表示常备库存
- Ordering Example: 1pcs MSDNN 2525M12C ● Inserts need to be ordered separately
- " " indicates standing stock

外圆车削刀杆 (M型) External turning tool holder (M type)

75° MSBN..



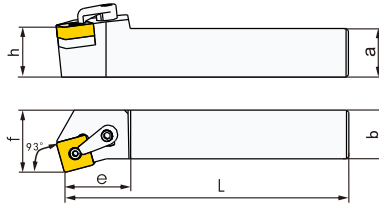
型号 Model	尺寸Size(mm)						双头螺栓 Stud bolts	刀垫 Shim	销钉 Pin	压板 Pressure plate	扳手 Wrench	刀片 Inserts				
	a	b	L	h	f	e										
★ MSBNR/L1616H12C	16	16	100	16	13	32	MS620	S12BM	MLP46	MC620	S3	SN..1204..				
★ MSBNR/L2020K12C	20	20	125	20	17	32	MS625									
★ MSBNR/L2525M12C	25	25	150	25	22	32	MS628									
★ MSBNR/L3225P12C	32	25	170	32	22	32	MS625									
★ MSBNR/L3232P12C	32	32	170	32	27	32	MS625									
★ MSBNR/L2525M15C	25	25	150	25	22	38	MS628									
MSBNR/L3225P15C	32	25	170	32	22	38	S15BM						MLP58	MC622	S4	SN..1506..
★ MSBNR/L3232P15C	32	32	170	32	27	38	MS628									
★ MSBNR/L3232P19C	32	32	170	32	27	42	MS835						S19BM	MLP68		
★ MSBNR/L4040R19C	40	40	200	40	35	42										

型号 Model	尺寸Size(mm)						双头螺栓 Stud bolts	刀垫 Shim	销钉 Pin	压板 Pressure plate	扳手 Wrench	刀片 Inserts				
	a	b	L	h	f	e										
MSBNR/L1616H12Z	16	16	100	16	13	32	DM6X20	S12BM	TM6X17	C1RD	S3	SN..1204..				
MSBNR/L2020K12Z	20	20	125	20	17	32	DM6X25									
MSBNR/L2525M12Z	25	25	150	25	22	32	DM6X28									
MSBNR/L3225M12Z	32	25	150	32	22	32	DM6X25									
MSBNR/L3232P12Z	32	32	170	32	27	32	DM6X28									
MSBNR/L2525M15Z	25	25	150	25	22	38	S15BM						TM8X21	C2RD	S4	SN..1506..
MSBNR/L3225P15Z	32	25	170	32	22	38	DM6X28									
MSBNR/L3232P15Z	32	32	170	32	29	38	DM8X35						S19BM	TM10X21		
MSBNR/L3232P19Z	32	32	170	32	27	42										
MSBNR/L4040R19Z	40	40	200	40	35	42										

- 订货示例: 1件 MSBNR 2525M12C 1件 MSBNL 2525M12C * R = 右手 L = 左手 ● 刀片需要独订购
- “★”号表示常备库存
- Ordering Example: 1pcs MSBNR 2525M12C 1pcs MSBNL 2525M12C * R=right hand L= left hand
- Inserts need to be ordered separately
- " " indicates standing stock

外圆车削刀杆 (M型) External turning tool holder (M type)

93° MSKN..



主偏角 75°
Main deflection
angle 75°



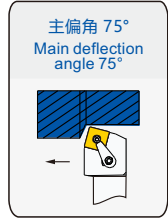
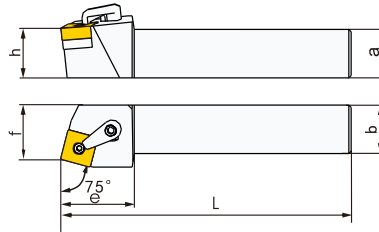
型号 Model	尺寸Size(mm)						双头螺栓 Stud bolts	刀垫 Shim	销钉 Pin	压板 Pressure plate	板手 Wrench	刀片 Inserts
	a	b	L	h	f	e						
★ MSKNR/L1616H12C	16	16	100	16	20	32	MS620	S12BM	MLP46	MC620	S3	SN..1204..
★ MSKNR/L2020K12C	20	20	125	20	25	32	MS625					
★ MSKNR/L2525M12C	25	25	150	25	32	32	MS628					
★ MSKNR/L3225P12C	32	25	170	32	32	32	MS625					
★ MSKNR/L3232P12C	32	32	170	32	40	32	MS625	S15BM	MLP58	MC622	SN..1506..	
★ MSKNR/L2525M15C	25	25	150	25	32	38	MS628					
MSKNR/L3225P15C	32	25	170	32	32	38	MS628	S19BM	MLP68	MC825	S4	SN..1906..
★ MSKNR/L3232P15C	32	32	170	32	40	38	MS835					
★ MSKNR/L3232P19C	32	32	170	32	40	45	MS835	S19BM	MLP68	MC825	S4	SN..1906..
★ MSKNR/L4040R19C	40	40	200	40	40	45	MS835	S19BM	MLP68	MC825	S4	SN..1906..

型号 Model	尺寸Size(mm)						双头螺栓 Stud bolts	刀垫 Shim	销钉 Pin	压板 Pressure plate	板手 Wrench	刀片 Inserts
	a	b	L	h	f	e						
MSKNR/L1616H12Z	16	16	100	16	20	32	DM6X20	S12BM	TM6X17	C1RD	S3	SN..1204..
MSKNR/L2020K12Z	20	20	125	20	25	32	DM6X25					
MSKNR/L2525M12Z	25	25	150	25	32	32	DM6X28					
MSKNR/L3225M12Z	32	25	150	32	32	32	DM6X25					
MSKNR/L3232P12Z	32	32	170	32	40	32	DM6X25	S15BM	TM8X21	C2RD	SN..1506..	
MSKNR/L2525M15Z	25	25	150	25	32	38	DM6X28					
MSKNR/L3225P15Z	32	25	170	32	32	38	DM6X28	S19BM	TM10X21	C5RD	S4	SN..1906..
MSKNR/L3232P15Z	32	32	170	32	40	38	DM8X35					
MSKNR/L3232P19Z	32	32	170	32	40	45	DM8X35	S19BM	TM10X21	C5RD	S4	SN..1906..
MSKNR/L4040R19Z	40	40	200	40	50	45	DM8X35	S19BM	TM10X21	C5RD	S4	SN..1906..

- 订货示例: 1件 MSKNR 2525M12C 1件 MSKNL 2525M12C * R = 右手 L = 左手 ● 刀片需要独订购
- “★” 号表示常备库存
- Ordering Example: 1pcs MSKNR 2525M12C 1pcs MSKNL 2525M12C * R=right hand L= left hand
- Inserts need to be ordered separately
- " " indicates standing stock

外圆车削刀杆 (M型) External turning tool holder (M type)

75° MSRN..



型号 Model	尺寸Size(mm)						双头螺栓 Stud bolts	刀垫 Shim	销钉 Pin	压板 Pressure plate	板手 Wrench	刀片 Inserts
	a	b	L	h	f	e						
★ MSRNR/L1616H12C	16	16	100	16	17	36	MS620	S12BM	MLP46	MC620	S3	SN..1204..
★ MSRNR/L2020K12C	20	20	125	20	22	36	MS625					
★ MSRNR/L2525M12C	25	25	150	25	27	36	MS628					
★ MSRNR/L3225P12C	32	25	170	32	27	36	MS628					
★ MSRNR/L3232P12C	32	32	170	32	35	36	MS625	S15BM	MLP58	MC622	SN..1506..	
★ MSRNR/L2525M15C	25	25	150	25	27	40	MS625					
MSRNR/L3225P15C	32	25	170	32	27	40	MS628	S19BM	MLP68	MC825	S4	SN..1906..
★ MSRNR/L3232P15C	32	32	170	32	35	40	MS628					
★ MSRNR/L3232P19C	32	32	170	32	35	45	MS835	S19BM	MLP68	MC825	S4	SN..1906..
★ MSRNR/L4040R19C	40	40	200	40	35	45	MS835					

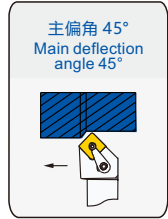
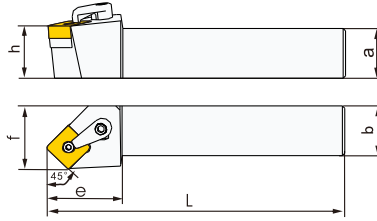
型号 Model	尺寸Size(mm)						双头螺栓 Stud bolts	刀垫 Shim	销钉 Pin	压板 Pressure plate	板手 Wrench	刀片 Inserts
	a	b	L	h	f	e						
MSRNR/L1616H12Z	16	16	100	16	17	36	DM6X20	S12BM	TM6X17	C1RD	S3	SN..1204..
MSRNR/L2020K12Z	20	20	125	20	22	36	DM6X25					
MSRNR/L2525M12Z	25	25	150	25	27	36	DM6X28					
MSRNR/L3225M12Z	32	25	150	32	27	36	DM6X28					
MSRNR/L3232P12Z	32	32	170	32	35	36	DM6X25	S15BM	TM8X21	C2RD	SN..1506..	
MSRNR/L2525M15Z	25	25	150	25	27	40	DM6X28					
MSRNR/L3225P15Z	32	25	170	32	27	40	DM6X28	S19BM	TM10X21	C5RD	S4	SN..1906..
MSRNR/L3232P15Z	32	32	170	32	35	40	DM6X28					
MSRNR/L3232P19Z	32	32	170	32	35	45	DM8X35	S19BM	TM10X21	C5RD	S4	SN..1906..
MSRNR/L4040R19Z	40	40	200	40	35	45	DM8X35					

- 订货示例：1件 MSRNR 2525M12C 1件 MSRNL 2525M12C * R = 右手 L = 左手 ● 刀片需要单独订购
- “★” 号表示常备库存
- Ordering Example: 1pcs MSRNR 2525M12C 1pcs MSRNL 2525M12C * R=right hand L= left hand
- Inserts need to be ordered separately
- " " indicates standing stock



外圆车削刀杆 (M型) External turning tool holder (M type)

45° MSSN..



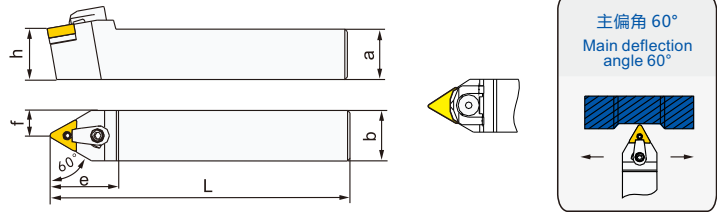
型号 Model	尺寸Size(mm)						双头螺栓 Stud bolts	刀垫 Shim	销钉 Pin	压板 Pressure plate	扳手 Wrench	刀片 Inserts
	a	b	L	h	f	e						
★ MSSNR/L1616H09C	16	16	100	16	20	28	MS520	S09BM	MLP34	MC515	S3 S2	SN..0903..
★ MSSNR/L2020K09C	20	20	125	20	25	28	MS620	S12BM	MLP46	MC620	S3	SN..1204..
★ MSSNR/L1616H12C	16	16	100	16	20	32	MS625					
★ MSSNR/L2020K12C	20	20	125	20	25	32	MS628					
★ MSSNR/L2525M12C	25	25	150	25	32	32	MS625					
MSSNR/L3225P12C	32	25	170	32	32	32	S15BM	MLP58	MC622	S4	SN..1506..	
★ MSSNR/L3232P12C	32	32	170	32	40	32						MS628
★ MSSNR/L2525M15C	25	25	150	25	32	38	MS835	S19BM	MLP68	MC825	S4	SN..1906..
MSSNR/L3225P15C	32	25	170	32	32	38						
★ MSSNR/L3232P15C	32	32	170	32	40	38						
★ MSSNR/L3232P19C	32	32	170	32	40	42						
★ MSSNR/L4040R19C	40	40	200	40	50	42						

型号 Model	尺寸Size(mm)						双头螺栓 Stud bolts	刀垫 Shim	销钉 Pin	压板 Pressure plate	扳手 Wrench	刀片 Inserts
	a	b	L	h	f	e						
MSSNR/L1616H09Z	16	16	100	16	20	28	DM5X20	S09BM	MLP34	C0RD	S3 S2	SN..0903..
MSSNR/L2020K09Z	20	20	125	20	25	28	DM6X20	S12BM	MLP46	C1RD	S3	SN..1204..
MSSNR/L1616H12Z	16	16	100	16	20	32	DM6X25					
MSSNR/L2020K12Z	20	20	125	20	25	32	DM6X28					
MSSNR/L3225M12Z	32	25	150	32	32	32	DM6X25					
MSSNR/L3225M12Z	32	25	150	32	32	32	S15BM	MLP58	C2RD	S4	SN..1506..	
MSSNR/L3232P12Z	32	32	170	32	40	32						DM6X28
MSSNR/L2525M15Z	25	25	150	25	32	38	DM8X35	S19BM	MLP68	C5RD	S4	SN..1906..
MSSNR/L3225P15Z	32	25	170	32	32	38						
MSSNR/L3232P15Z	32	32	170	32	40	38						
MSSNR/L3232P19Z	32	32	170	32	40	42						
MSSNR/L4040R19Z	40	40	200	40	50	42						

- 订货示例: 1件 MSSNR 2525M12C 1件 MSSNL 2525M12C * R = 右手 L = 左手 ● 刀片需要独订购
- “★” 号表示常备库存
- Ordering Example: 1pcs MSSNR 2525M12C 1pcs MSSNL 2525M12C * R=right hand L= left hand
- Inserts need to be ordered separately
- " " indicates standing stock

外圆车削刀杆 (M型) External turning tool holder (M type)

60° MTENN..



型号 Model	尺寸Size(mm)						双头螺栓 Stud bolts	刀垫 Shim	销钉 Pin	压板 Pressure plate	扳手 Wrench	刀片 Inserts
	a	b	L	h	f	e						
★ MTENN1616K16C	16	16	100	16	8	32	MS620	T16BM	MLP34	MC620	S2 S3	TN..1604..
★ MTENN2020K16C	20	20	125	20	10	32	MS625					
★ MTENN2525M16C	25	25	150	25	12.5	32						
★ MTENN3232P16C	32	32	170	32	14	32	MS628	T22BM	MLP46	S3	TN..2204..	
★ MTENN3232P22C	32	32	170	32	16	38						
MTENN4040R22C	40	40	200	40	20	38						

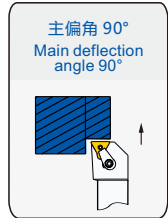
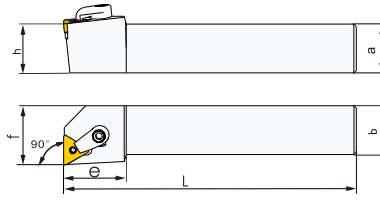
型号 Model	尺寸Size(mm)						压紧螺丝 Stud bolts	刀垫 Shim	中心销 Center pin	楔形压板 Wedgeshaped pressure plate	扳手 Wrench	刀片 Inserts
	a	b	L	h	f	e						
WTENN1616K16C	16	16	100	16	8	32	WCS525	T16BM	CCP33	WCT16	S2,S3	TN..1604..
WTENN2020K16C	20	20	125	20	10	32						
WTENN2525M16C	25	25	150	25	12.5	32						

- 订货示例：1件 MTENN 2525M16C
- “★”号表示常备库存
- Ordering Example: 1pcs MTENN 2525M16C
- Inserts need to be ordered separately
- " " indicates standing stock
- 刀片需要单独订购



外圆车削刀杆 (M型) External turning tool holder (M type)

90° MTFN..



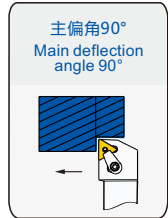
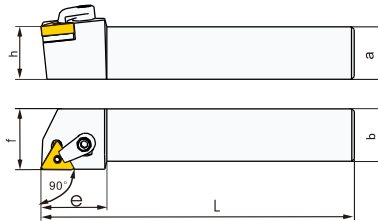
型号 Model	尺寸Size(mm)						双头螺栓 Stud bolts	刀垫 Shim	销钉 Pin	压板 Pressure plate	板手 Wrench	刀片 Inserts
	a	b	L	h	f	e						
★ MTFNR/L1616H16C	16	16	100	16	20	32	MS620	T16BM	MLP34	MC620	S2 S3	TN..1604..
★ MTFNR/L2020K16C	20	20	125	20	25	32	MS625					
★ MTFNR/L2525M16C	25	25	150	25	32	32	MS628					
MTFNR/L3225P16C	32	25	170	32	32	32	MS628					
★ MTFNR/L3232P16C	32	32	170	32	40	32	MS625	T22BM	MLP46	S3	TN..2204..	
★ MTFNR/L2525M22C	25	25	150	25	32	38	MS625					
MTFNR/L3225P22C	32	25	170	32	32	38	MS628					
★ MTFNR/L3232P22C	32	32	170	32	40	38	MS628					

型号 Model	尺寸Size(mm)						双头螺栓 Stud bolts	刀垫 Shim	销钉 Pin	压板 Pressure plate	板手 Wrench	刀片 Inserts
	a	b	L	h	f	e						
MTFNR/L1616H16Z	16	16	100	16	20	32	DM6X20	T16BM	TM5X13	C1RD	S2 S3	TN..1604..
MTFNR/L2020K16Z	20	20	125	20	25	32	DM6X25					
MTFNR/L2525M16Z	25	25	150	25	32	32	DM6X28					
MTFNR/L3225M16Z	32	25	150	32	32	32	DM6X28					
MTFNR/L3232P16Z	32	32	170	32	40	32	DM6X25	T22BM	TM6X17	S3	TN..2204..	
MTFNR/L2525M22Z	25	25	150	25	32	36	DM6X25					
MTFNR/L3225P22Z	32	25	170	32	32	36	DM6X28					
MTFNR/L3232P22Z	32	32	170	32	40	36	DM6X28					

- 订货示例: 1件 MTFNR 2525M16C 1件 MTFNL 2525M16C * R = 右手 L = 左手 ● 刀片需要独订购
- “★”号表示常备库存
- Ordering Example: 1pcs MTFNR 2525M16C 1pcs MTFNL 2525M16C * R=right hand L= left hand
- Inserts need to be ordered separately
- " " indicates standing stock

外圆车削刀杆 (M型) External turning tool holder (M type)

90° MTGN..



型号 Model	尺寸Size(mm)						双头螺栓 Stud bolts	刀垫 Shim	销钉 Pin	压板 Pressure plate	扳手 Wrench	刀片 Inserts
	a	b	L	h	f	e						
★ MTGNR/L1616H16C	16	16	100	16	20	33	MS620	T16BM	MLP34	MC620	S2 S3	TN..1604..
★ MTGNR/L2020K16C	20	20	125	20	25	33	MS625					
★ MTGNR/L2525M16C	25	25	150	25	32	33	MS628					
★ MTGNR/L3225P16C	32	25	170	32	32	33	MS625	T22BM	MLP46	S3	TN..2204..	
★ MTGNR/L3232P16C	32	32	170	32	40	33	MS628					
★ MTGNR/L2525M22C	25	25	150	25	32	35	MS625					
★ MTGNR/L3225P22C	32	25	170	32	32	35	MS628					
★ MTGNR/L3232P22C	32	32	170	32	40	35	MS628					

型号 Model	尺寸Size(mm)						双头螺栓 Stud bolts	刀垫 Shim	销钉 Pin	压板 Pressure plate	扳手 Wrench	刀片 Inserts
	a	b	L	h	f	e						
MTGNR/L1616H16Z	16	16	100	16	20	33	DM6X20	T16BM	TM5X13	C1RD	S2 S3	TN..1604..
MTGNR/L2020K16Z	20	20	125	20	25	33	DM6X25					
MTGNR/L2525M16Z	25	25	150	25	32	33	DM6X28					
MTGNR/L3225M16Z	32	25	150	32	32	33	DM6X25	T22BM	TM6X17	S3	TN..2204..	
MTGNR/L3232P16Z	32	32	170	32	40	33	DM6X28					
MTGNR/L2525M22Z	25	25	150	25	32	35	DM6X28					
MTGNR/L3225P22Z	32	25	170	32	32	35	DM6X28					
MTGNR/L3232P22Z	32	32	170	32	40	35	DM6X28					

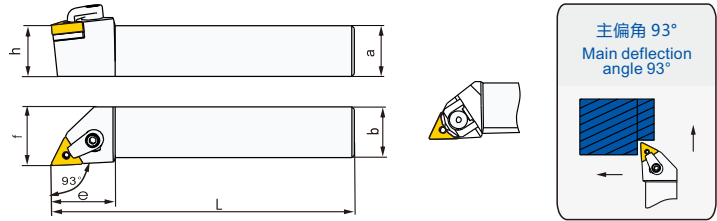
- 订货示例：1件 MTGNR 2525M16C 1件 MTGNL 2525M16C * R=右手 L=左手 ● 刀片需要独订购
- “★”号表示常备库存
- Ordering Example: 1pcs MTGNR 2525M16C 1pcs MTGNL 2525M16C * R=right hand L= left hand
- Inserts need to be ordered separately
- " " indicates standing stock



外圆车削刀杆 (M型)

External turning tool holder (M type)

93° MTJN..



型号 Model	尺寸Size(mm)						双头螺栓 Stud bolts	刀垫 Shim	销钉 Pin	压板 Pressure plate	扳手 Wrench	刀片 Inserts
	a	b	L	h	f	e						
★ MTJNR/L1616H16C	16	16	100	16	20	33	MS620	T16BM	MLP34	MC620	S2 S3	TN..1604..
★ MTJNR/L2020K16C	20	20	125	20	25	33	MS625					
★ MTJNR/L2525M16C	25	25	150	25	32	33	MS628					
★ MTJNR/L3225P16C	32	25	170	32	32	33	MS628					
★ MTJNR/L3232P16C	32	32	170	32	40	33	MS625	T22BM	MLP46	S3	TN..2204..	
★ MTJNR/L2525M22C	25	25	150	25	32	36	MS625					
★ MTJNR/L3225P22C	32	25	170	32	32	36	MS628					
★ MTJNR/L3232P22C	32	32	170	32	40	36	MS628					
★ MTJNR/L4040R22C	40	40	200	40	50	36						

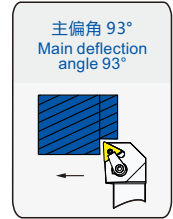
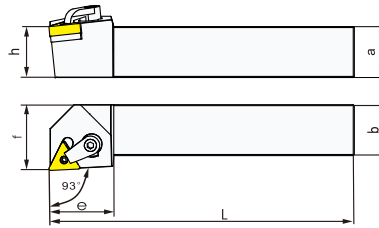
型号 Model	尺寸Size(mm)						压紧螺丝 Stud bolts	刀垫 Shim	中心销 Center pin	楔形压板 Wedgeshaped pressure plate	扳手 Wrench	刀片 Inserts
	a	b	L	h	f	e						
★ WTJNR/L1616K16C	16	16	100	16	20	32	WCS525	T16BM	CCP33	WCT16	S3	TN..1604..
★ WTJNR/L2020K16C	20	20	125	20	25	32						
★ WTJNR/L2525M16C	25	25	150	25	32	32						
WTJNR/L3225P16C	32	25	170	32	32	32						
WTJNR/L3232P16C	32	32	170	32	40	32						
WTJNR/L3232P16C	32	32	170	32	40	32						

型号 Model	尺寸Size(mm)						双头螺栓 Stud bolts	刀垫 Shim	销钉 Pin	压板 Pressure plate	扳手 Wrench	刀片 Inserts
	a	b	L	h	f	e						
MTJNR/L1616H16Z	16	16	100	16	20	33	DM6X20	T16BM	TM5X13	C1RD	S2 S3	TN..1604..
MTJNR/L2020K16Z	20	20	125	20	25	33	DM6X25					
MTJNR/L2525M16Z	25	25	150	25	32	33	DM6X28					
MTJNR/L3225M16Z	32	25	150	32	32	33	DM6X28					
MTJNR/L3232P16Z	32	32	170	32	40	33	DM6X25	T22BM	TM6X17	S3	TN..2204..	
MTJNR/L2525M22Z	25	25	150	25	32	36	DM6X25					
MTJNR/L3225P22Z	32	25	170	32	32	36	DM6X28					
MTJNR/L3232P22Z	32	32	170	32	40	36	DM6X28					
MTJNR/L4040R22Z	40	40	200	40	50	36						

- 订货示例: 1件 MTJNR 2525M16C 1件 MTJNL 2525M16C * R = 右手 L = 左手 ● 刀片需要独订购
- “★”号表示常备库存
- Ordering Example: 1pcs MTJNR 2525M16C 1pcs MTJNL 2525M16C * R=right hand L= left hand
- Inserts need to be ordered separately
- " " indicates standing stock

外圆车削刀杆 (M型) External turning tool holder (M type)

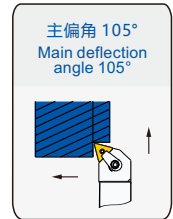
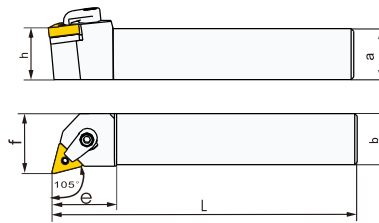
93° MTJN..P



型号 Model	尺寸Size(mm)						双头螺栓 Stud bolts	刀垫 Shim	销钉 Pin	压板 Pressure plate	扳手 Wrench	刀片 Inserts
	a	b	L	h	f	e						
MTJNR/L2020K16P	20	20	125	20	25	33	DM6X25	T16BM	TM5X13	C1RD	S2 S3	TN..1604..
MTJNR/L2525M16P	25	25	150	25	32	33	DM6X30					
MTJNR/L3225P16P	32	25	170	32	32	33	DM6X30	T22BM	C2RD	S3	TN..2204..	
MTJNR/L2525M22P	25	25	150	25	32	36						
MTJNR/L3225P22P	32	25	170	32	32	36						

- 订货示例: 1件 MTJNR 2525M16 1件 MTJNL 2525M16 * R = 右手 L = 左手 ● 刀片需要独订购
- “★” 号表示常备库存
- Ordering Example: 1pcs MTJNR 2525M16 1pcs MTJNL 2525M16 * R=right hand L= left hand
- Inserts need to be ordered separately
- " " indicates standing stock

105° MTQN..



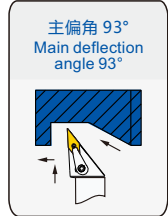
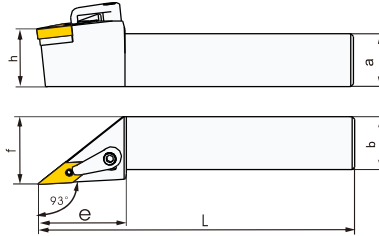
型号 Model	尺寸Size(mm)						双头螺栓 Stud bolts	刀垫 Shim	销钉 Pin	压板 Pressure plate	扳手 Wrench	刀片 Inserts
	a	b	L	h	f	e						
★ MTQNR/L1616H16C	16	16	100	16	20	32	MS620	T16BM	MLP34	MC620	S2 S3	TN..1604..
★ MTQNR/L2020K16C	20	20	125	20	25	32	MS625					
★ MTQNR/L2525M16C	25	25	150	25	32	32	MS628	T22BM	MLP46	S3	TN..2204..	
MTQNR/L3225P16C	32	25	170	32	32	32						
★ MTQNR/L3232P16C	32	32	170	32	40	32	MS625					
★ MTQNR/L2525M22C	25	25	150	25	32	38	MS628	T22BM	MLP46	S3	TN..2204..	
MTQNR/L3225P22C	32	25	170	32	32	38						
★ MTQNR/L3232P22C	32	32	170	32	40	38						

型号 Model	尺寸Size(mm)						压紧螺丝 Stud bolts	刀垫 Shim	中心销 Center pin	楔形压板 Wedgeshaped pressure plate	扳手 Wrench	刀片 Inserts
	a	b	L	h	f	e						
WTQNR/L1616K16C	16	16	100	16	20	32	WCS525	T16BM	CCP33	WCT16	S3	TN..1604..
WTQNR/L2020K16C	20	20	125	20	25	32						
WTQNR/L2525M16C	25	25	150	25	32	32						
WTQNR/L3225P16C	32	25	170	32	32	32						
WTQNR/L3232P16C	32	32	170	32	40	32						

- 订货示例: 1件 MTQNR 2525M16C 1件 MTQNL 2525M16C * R = 右手 L = 左手 ● 刀片需要独订购
- “★” 号表示常备库存
- Ordering Example: 1pcs MTQNR 2525M16C 1pcs MTQNL 2525M16C * R=right hand L= left hand ● Inserts need to be ordered separately
- " " indicates standing stock

外圆车削刀杆 (M型) External turning tool holder (M type)

93° MVJN..



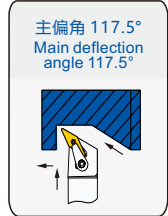
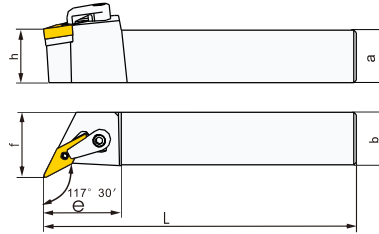
型号 Model	尺寸Size(mm)						双头螺栓 Stud bolts	刀垫 Shim	销钉 Pin	压板 Pressure plate	扳手 Wrench	刀片 Inserts
	a	b	L	h	f	e						
★ MVJNR/L1616H16C	16	16	100	16	20	45	MS620	V16BM	MLP34	MC624	S2 S3	VN..1604..
★ MVJNR/L2020K16C	20	20	125	20	25	45	MS625					
★ MVJNR/L2525M16C	25	25	150	25	32	45	MS628					
MVJNR/L3225P16C	32	25	170	32	32	45						
★ MVJNR/L3232P16C	32	32	170	32	40	45						
★ MVJNR/L4040P16C	40	40	170	40	50	45						

型号 Model	尺寸Size(mm)						双头螺栓 Stud bolts	刀垫 Shim	销钉 Pin	压板 Pressure plate	扳手 Wrench	刀片 Inserts
	a	b	L	h	f	e						
MVJNR/L1616H16Z	16	16	100	16	20	45	DM6X20	V16BM	TM5X13	C3RD	S2 S3	VN..1604..
MVJNR/L2020K16Z	20	20	125	20	25	45	DM6X25					
MVJNR/L2525M16Z	25	25	150	25	32	45	DM6X28					
MVJNR/L3225P16Z	32	25	170	32	32	45						
MVJNR/L3232P16Z	32	32	170	32	40	45						
MVJNR/L4040P16Z	40	40	170	40	50	45						

- 订货示例: 1件 MTJNR 2525M16C 1件 MTJNL 2525M16C * R=右手 L=左手 ● 刀片需要独订购
- “★”号表示常备库存
- Ordering Example: 1pcs MTJNR 2525M16C 1pcs MTJNL 2525M16C * R=right hand L= left hand
- Inserts need to be ordered separately
- " " indicates standing stock

外圆车削刀杆 (M型) External turning tool holder (M type)

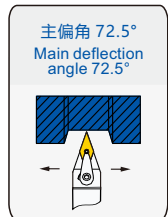
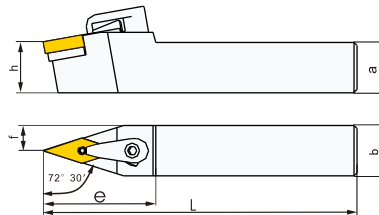
117° MVQN..



型号 Model	尺寸Size(mm)						双头螺栓 Stud bolts	刀垫 Shim	销钉 Pin	压板 Pressure plate	扳手 Wrench	刀片 Inserts
	a	b	L	h	f	e						
★ MVQNR/L2020K16C	20	20	125	20	25	38	MS620	V16BM	MLP34	MC620	S2	VN..1604..
★ MVQNR/L2525M16C	25	25	150	25	32	38	MS628			MC622		
★ MVQNR/L3232P16C	32	32	170	32	40	38						

- 订货示例: 1件 MVQNR 2525M16C 1件 MVQNL 2525M16C * R = 右手 L = 左手 ● 刀片需要独订购
- “★”号表示常备库存
- Ordering Example: 1pcs MVQNR 2525M16C 1pcs MVQNL 2525M16C * R=right hand L= left hand
- Inserts need to be ordered separately
- " " indicates standing stock

72° 30' MVVN..

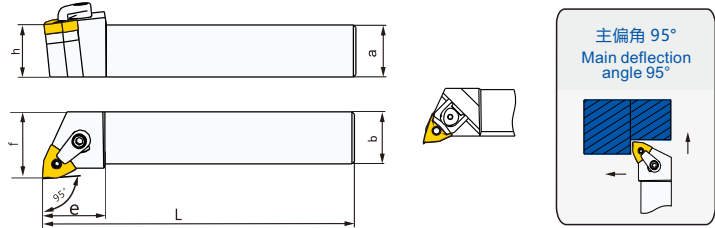


型号 Model	尺寸Size(mm)						双头螺栓 Stud bolts	刀垫 Shim	销钉 Pin	压板 Pressure plate	扳手 Wrench	刀片 Inserts
	a	b	L	h	f	e						
★ MVVNN1616H16C	16	16	100	16	8	45	MS620	V16BM	MLP34	MC624	S2	VN..1604..
★ MVVNN2020K16C	20	20	125	20	10	45	MS625					
★ MVVNN2525M16C	25	25	150	25	12.5	45	MS628					
★ MVVNN3225P16C	32	25	170	32	16	45						
★ MVVNN3232P16C	32	32	170	32	20	45						

- 订货示例: 1件 MVVNR 2525M16C 1件 MVVNL 2525M16C * R = 右手 L = 左手 ● 刀片需要独订购
- “★”号表示常备库存
- Ordering Example: 1pcs MVVNR 2525M16C 1pcs MVVNL 2525M16C * R=right hand L= left hand
- Inserts need to be ordered separately
- " " indicates standing stock

外圆车削刀杆 (M型) External turning tool holder (M type)

95° MWLN..



型号 Model	尺寸Size(mm)						双头螺栓 Stud bolts	刀垫 Shim	销钉 Pin	压板 Pressure plate	板手 Wrench	刀片 Inserts
	a	b	L	h	f	e						
★ MWLNR/L1616H06C	16	16	100	16	20	30	MS520	W06BM	MLP34	MC515	S2 S2.5	WN..0604..
★ MWLNR/L2020K06C	20	20	125	20	25	30						
★ MWLNR/L2525M06C	25	25	150	25	32	30						
★ MWLNR/L1616H08C	16	16	100	16	20	30	MS625	W08BM	MLP46	MC620	S3	WN..0804..
★ MWLNR/L2020K08C	20	20	125	20	25	30						
★ MWLNR/L2525M08C	25	25	150	25	32	35						
★ MWLNR/L3225P08C	32	25	170	32	32	35	MS628	W08BM	MLP46	MC620	S3	WN..0804..
★ MWLNR/L3232P08C	32	32	170	32	40	35						
★ MWLNR/L4040P08C	40	40	200	40	50	35						

型号 Model	尺寸Size(mm)						双头螺栓 Stud bolts	刀垫 Shim	中心销 Center pin	楔形压板 Wedge shaped pressure plate	板手 Wrench	刀片 Inserts
	a	b	L	h	f	e						
WWLNR/L2020K06C	20	20	100	20	25	32	WCS625	W06BM	CCP33	WCW06	S4	WN..0604..
★ WWLNR/L2020K08C	20	20	100	20	25	32						
★ WWLNR/L2525M08C	25	25	150	25	32	32						
WWLNR/L3232P08C	32	32	170	32	40	32	W08BM	CCP34	WCW08	S4	WN..0804..	

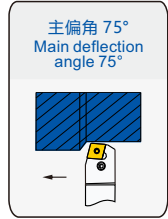
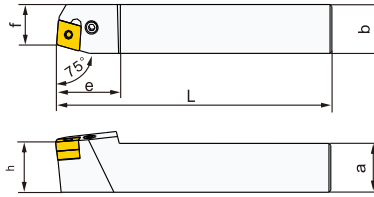
型号 Model	尺寸Size(mm)						双头螺栓 Stud bolts	刀垫 Shim	销钉 Pin	压板 Pressure plate	板手 Wrench	刀片 Inserts
	a	b	L	h	f	e						
MWLNR/L1616H06Z	16	16	100	16	20	30	DM5X20	W06BM	TM5X13	C1RD	S2 S3	WN..0604..
MWLNR/L2020K06Z	20	20	125	20	25	30						
MWLNR/L2525M06Z	25	25	150	25	32	30						
MWLNR/L1616H08Z	16	16	100	16	20	30	DM6X20	W08BM	TM6X17	C1RD	S3	WN..0804..
MWLNR/L2020K08Z	20	20	125	20	25	30						
MWLNR/L2525M08Z	25	25	150	25	32	35						
MWLNR/L3225P08Z	32	25	170	32	32	35	DM6X25	W08BM	TM6X17	C1RD	S3	WN..0804..
MWLNR/L3232P08Z	32	32	170	32	40	35						
MWLNR/L4040P08Z	40	40	200	40	50	35						

- 订货示例: 1件 WWLNR 2525M08C 1件 WWLNL 2525M08C * R = 右手 L = 左手 ● 刀片需要单独订购
- "★" 号表示常备库存
- Ordering Example: 1pcs WWLNR 2525M08C 1pcs WWLNL 2525M08C * R=right hand L= left hand
- Inserts need to be ordered separately
- " " indicates standing stock

外圆车削刀杆 (P型)

External turning tool holder (P type)

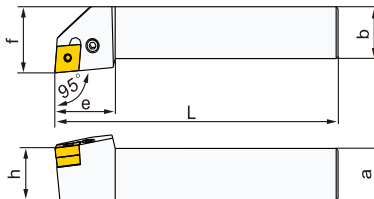
75° PCBN..



型号 Model	尺寸Size(mm)						杠杆螺钉 Lever screw	刀垫 Shim	杠杆 Lever	档销 Stop pin	扳手 Wrench	刀片 Inserts
	a	b	L	h	f	e						
★ PCBNR/L2020K12C	20	20	125	20	17	27						
★ PCBNR/L2525M12C	25	25	150	25	22	27	MCS821	C12BP	L4	SP4	S3	CN..1204..
★ PCBNR/L3232P12C	32	32	170	32	27	32						
★ PCBNR/L2525M16C	25	25	150	25	22	33	MCS825	C16BP	L5	SP5	S3	CN..1606..
★ PCBNR/L3232P16C	32	32	170	32	27	33						
PCBNR/L4040S16C	40	40	250	40	35	33						
★ PCBNR/L3232P19C	32	32	170	32	27	38	MCS1027	C19BP	L6	SP6	S4	CN..1906..
★ PCBNR/L4040S19C	40	40	250	40	35	38	MCS1236	C25BP	L8	SP8	S5	CN..2507..
PCBNR/L4040S2507C	40	40	250	40	35	50		C25BP09				CN..2509..
PCBNR/L4040S2509C	40	40	250	40	35	50						

- 订货示例: 1件 PCBNR 2525M12C 1件 PCBNL 2525M12C * R=右手 L=左手 ● 刀片需要独订购
- “★”号表示常备库存
- Ordering Example: 1pcs PCBNR 2525M12C 1pcs PCBNL 2525M12C * R=right hand L= left hand ● Inserts need to be ordered separately
- " " indicates standing stock

95° PCLN..



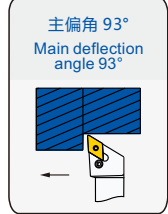
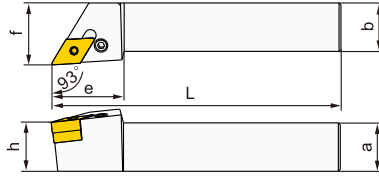
型号 Model	尺寸Size(mm)						杠杆螺钉 Lever screw	刀垫 Shim	杠杆 Lever	档销 Stop pin	扳手 Wrench	刀片 Inserts
	a	b	L	h	f	e						
PCLNR/L1616H09C	16	16	100	16	20	20						
PCLNR/L2020K09C	20	20	125	20	25	22	MCS617	C09BP	L3	SP3	S2.5	CN..0903..
PCLNR/L2525M09C	25	25	150	25	32	22						
★ PCLNR/L2020K12C	20	20	125	20	25	28	MCS821	C12BP	L4	SP4	S3	CN..1204..
★ PCLNR/L2525M12C	25	25	150	25	32	33						
PCLNR/L3225P12C	32	25	170	32	32	33						
★ PCLNR/L3232P12C	32	32	170	32	40	33	MCS825	C16BP	L5	SP5	S3	CN..1606..
★ PCLNR/L2525M16C	25	25	150	25	32	33						
PCLNR/L3225P16C	32	25	170	32	32	33						
★ PCLNR/L3232P16C	32	32	170	32	40	33	MCS1027	C19BP	L6	SP6	S4	CN..1906..
★ PCLNR/L3232P19C	32	32	170	32	40	38						
★ PCLNR/L4040S19C	40	40	250	40	50	38	MCS1236	C25BP	L8	SP8	S5	CN..2507..
PCLNR/L4040S2507C	40	40	250	40	50	48		C25BP09				CN..2509..
PCLNR/L4040S2509C	40	40	250	40	50	48						

- 订货示例: 1件 PCLNR 2525M12C 1件 PCLNL 2525M12C * R=右手 L=左手 ● 刀片需要独订购
- “★”号表示常备库存
- Ordering Example: 1pcs PCLNR 2525M12C 1pcs PCLNL 2525M12C * R=right hand L= left hand
- Inserts need to be ordered separately ● " " indicates standing stock

外圆车削刀杆 (P型)

External turning tool holder (P type)

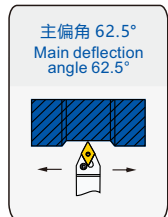
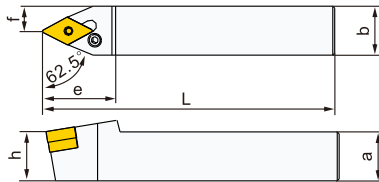
93° PDJN..



型号 Model	尺寸Size(mm)						杠杆螺钉 Lever screw	刀垫 Shim	杠杆 Lever	档销 Stop pin	扳手 Wrench	刀片 Inserts
	a	b	L	h	f	e						
★ PDJNR/L1616H11C	16	16	100	16	20	25	MCS617	D11BP	L3	SP3	S2.5	DN..1104..
★ PDJNR/L2020K11C	20	20	125	20	25	25						
★ PDJNR/L2525M11C	25	25	150	25	32	30						
★ PDJNR/L2020K15C	20	20	125	20	25	35	MCS821	L4B	SP4	S3	DN..1506..	
★ PDJNR/L2525M15C	25	25	150	25	32	35						
★ PDJNR/L3232P15C	32	32	170	32	40	35						
★ PDJNR/L2020K1504C	20	20	125	20	25	35		L4				
★ PDJNR/L2525M1504C	25	25	150	25	32	35						
PDJNR/L3232P1504C	32	32	170	32	40	35					DN..1504..	

- 订货示例：1件 PDJNR 2525M15C 1件 PDJNL 2525M15C * R = 右手 L = 左手 ● 刀片需要独订购
- “★”号表示常备库存
- Ordering Example: 1pcs PDJNR 2525M15C 1pcs PDJNL 2525M15C * R=right hand L= left hand
- Inserts need to be ordered separately
- " " indicates standing stock

63° PDNN..



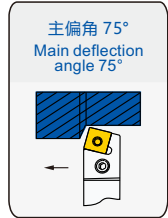
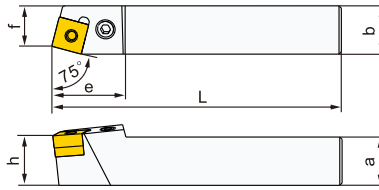
型号 Model	尺寸Size(mm)						杠杆螺钉 Lever screw	刀垫 Shim	杠杆 Lever	档销 Stop pin	扳手 Wrench	刀片 Inserts
	a	b	L	h	f	e						
★ PDPNN2020K15C	20	20	125	20	8	37	MCS821	D15BP	L4B	SP4	S3	DN..1506..
★ PDPNN2525M15C	25	25	150	25	12.5	37						
PDPNN3232P15C	32	32	170	32	16	37						
PDPNN2020K1504C	20	20	125	20	8	37			L4			
PDPNN2525M1504C	25	25	150	25	12.5	37						
PDPNN3232P1504C	32	32	170	32	16	37					DN..1504..	

- 订货示例：1件 PDPNN 2525M15C 1件 PDPNN 2525M15C ● 刀片需要独订购
- “★”号表示常备库存
- Ordering Example: 1pcs PDPNN 2525M15C 1pcs PDPNN 2525M15C
- Inserts need to be ordered separately
- " " indicates standing stock

外圆车削刀杆 (P型)

External turning tool holder (P type)

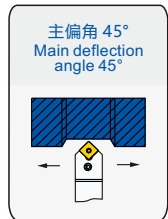
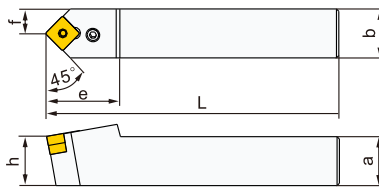
75° PSBN..



型号 Model	尺寸Size(mm)						杠杆螺钉 Lever screw	刀垫 Shim	杠杆 Lever	档销 Stop pin	扳手 Wrench	刀片 Inserts
	a	b	L	h	f	e						
PSBNR/L1616H09C	16	16	100	16	13	21	MCS617	S09BP	L3	SP3	S2.5	SN..0903..
PSBNR/L2020K09C	20	20	125	20	17	23						
★ PSBNR/L2020K12C	20	20	125	20	17	28	MCS821	S12BP	L4	SP4	S3	SN..1204..
★ PSBNR/L2525M12C	25	25	150	25	22	28						
PSBNR/L3225P12C	32	25	170	32	22	28						
★ PSBNR/L3232P12C	32	32	170	32	27	32						
★ PSBNR/L2525M15C	25	25	150	25	22	35	MCS825	S15BP	L5	SP5	S4	SN..1506..
★ PSBNR/L3232P15C	32	32	170	32	27	35						
★ PSBNR/L3232P19C	32	32	170	32	27	40	MCS1027	S19BP	L6	SP6	S5	SN..1906..
★ PSBNR/L4040S19C	40	40	250	40	35	40						
PSBNR/L4040S2507C	40	40	250	40	35	48	MCS1236	S25BP	L8	SP8	S5	SN..2507..
PSBNR/L4040S2509C	40	40	250	40	35	48		S25BP09				SN..2509..

- 订货示例：1件 PSBNR 2525M12C 1件 PSBNL 2525M12C * R = 右手 L = 左手 ● 刀片需要单独订购
- “★”号表示常备库存
- Ordering Example: 1pcs PSBNR 2525M12C 1pcs PSBNL 2525M12C * R=right hand L= left hand
- Inserts need to be ordered separately
- " " indicates standing stock

45° PSDN..



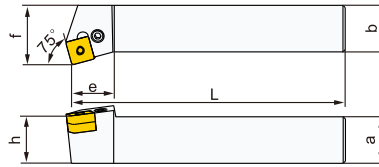
型号 Model	尺寸Size(mm)						杠杆螺钉 Lever screw	刀垫 Shim	杠杆 Lever	档销 Stop pin	扳手 Wrench	刀片 Inserts
	a	b	L	h	f	e						
★ PSDNN2020K12C	20	20	125	20	10	30	MCS821	S12BP	L4	SP4	S3	SN..1204..
★ PSDNN2525M12C	25	25	150	25	12.5	30						
★ PSDNN3232P12C	32	32	170	32	16	35	MCS825	S15BP	L5	SP5	S4	SN..1504..
PSDNN2525M15C	25	25	150	25	12.5	35						
PSDNN3232P15C	32	32	170	32	16	40	MCS1027	S19BP	L6	SP6	S5	SN..1906..
PSDNN3232P19C	32	32	170	32	16	40						
PSDNN4040R19C	40	40	200	40	20	40						

- 订货示例：1件 PSDNN 2525M12C 1件 PSDNN 2525M12C ● 刀片需要单独订购
- “★”号表示常备库存
- Ordering Example: 1pcs PSDNN 2525M12C 1pcs PSDNN 2525M12C ● Inserts need to be ordered separately
- " " indicates standing stock



外圆车削刀杆 (P型) External turning tool holder (P type)

75° PSKN..



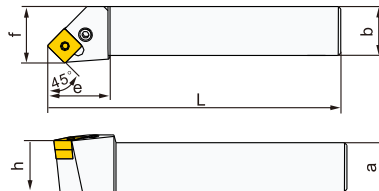
主偏角 75°
Main deflection angle 75°



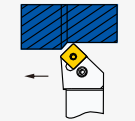
型号 Model	尺寸Size(mm)						杠杆螺钉 Lever screw	刀垫 Shim	杠杆 Lever	档销 Stop pin	板手 Wrench	刀片 Inserts
	a	b	L	h	f	e						
PSKNR/L1616H09C	16	16	100	16	20	23	MCS617	S09BP	L3	SP3	S2.5	SN..0903..
PSKNR/L2020K09C	20	20	125	20	25	23						
★ PSKNR/L2020K12C	20	20	125	20	25	26	MCS821	S12BP	L4	SP4	S3	SN..1204..
★ PSKNR/L2525M12C	25	25	150	25	32	26						
PSKNR/L3232P12C	32	32	170	32	40	30	MCS825	S15BP	L5	SP5	S4	SN..1506..
PSKNR/L2525M15C	25	25	150	25	32	32						
PSKNR/L3232P15C	32	32	170	32	40	36	MCS1027	S19BP	L6	SP6	S4	SN..1906..
PSKNR/L3232P19C	32	32	170	32	40	36						

- 订货示例: 1件 PSKNR 2525M12C 1件 PSKNL 2525M12C * R = 右手 L = 左手 ● 刀片需要单独订购
- "★" 号表示常备库存
- Ordering Example: 1pcs PSKNR 2525M12C 1pcs PSKNL 2525M12C * R=right hand L= left hand
- Inserts need to be ordered separately
- " " indicates standing stock

75° PSSN..



主偏角 45°
Main deflection angle 45°



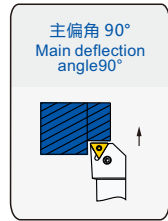
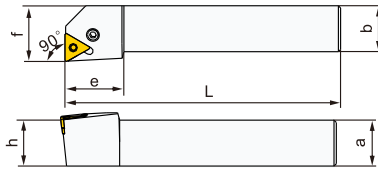
型号 Model	尺寸Size(mm)						杠杆螺钉 Lever screw	刀垫 Shim	杠杆 Lever	档销 Stop pin	板手 Wrench	刀片 Inserts
	a	b	L	h	f	e						
PSSNR/L1616H09C	16	16	100	16	20	25	MCS617	S09BP	L3	SP3	S2.5	SN..0903..
PSSNR/L2020K09C	20	20	125	20	25	25						
★ PSSNR/L2020K12C	20	20	125	20	25	30	MCS821	S12BP	L4	SP4	S3	SN..1204..
★ PSSNR/L2525M12C	25	25	150	25	32	30						
★ PSSNR/L3232P12C	32	32	170	32	40	40	MCS825	S15BP	L5	SP5	S4	SN..1506..
★ PSSNR/L2525M15C	25	25	150	25	32	35						
★ PSSNR/L3232P15C	32	32	170	32	40	40	MCS1027	S19BP	L6	SP6	S4	SN..1906..
PSSNR/L3232P19C	32	32	170	32	40	40						
PSSNR/L4040S19C	40	40	250	40	50	50	MCS1236	S25BP	L8	SP8	S5	SN..2507..
PSSNR/L4040S2507C	40	40	250	40	50	50		S25BP09				SN..2509..
PSSNR/L4040S2509C	40	40	250	40	50	50						

- 订货示例: 1件 PSSNR 2525M12C 1件 PSSNL 2525M12C * R = 右手 L = 左手 ● 刀片需要单独订购
- "★" 号表示常备库存
- Ordering Example: 1pcs PSSNR 2525M12C 1pcs PSSNL 2525M12C * R=right hand L= left hand
- Inserts need to be ordered separately
- " " indicates standing stock

外圆车削刀杆 (P型)

External turning tool holder (P type)

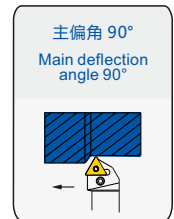
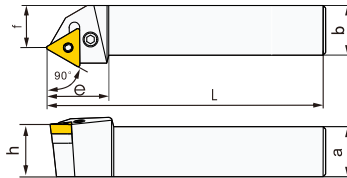
90° PTFN..



型号 Model	尺寸Size(mm)						杠杆螺钉 Lever screw	刀垫 Shim	杠杆 Lever	档销 Stop pin	扳手 Wrench	刀片 Inserts
	a	b	L	h	f	e						
★ PTFNR/L1616H16C	16	16	100	16	20	20	MCS617	T16BP	L3	SP3	S2.5	TN..1604..
★ PTFNR/L2020K16C	20	20	125	20	25	20						
PTFNR/L2525M16C	25	25	150	25	32	20						
PTFNR/L2525M22C	25	32	150	25	32	30	MCS821	T22BP	L4	SP4	S3	TN..2204..
PTFNR/L3232P22C	32	32	170	32	40	30						

- 订货示例：1件 PTFNR 2525M16C 1件 PTFNL 2525M16C * R = 右手 L = 左手 ● 刀片需要单独订购
- “★”号表示常备库存
- Ordering Example: 1pcs PTFNR 2525M16C 1pcs PTFNL 2525M16C * R=right hand L= left hand
- Inserts need to be ordered separately
- " " indicates standing stock

60° PTTN..

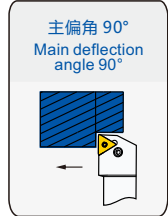
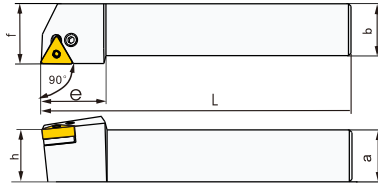


型号 Model	尺寸Size(mm)						杠杆螺钉 Lever screw	刀垫 Shim	杠杆 Lever	档销 Stop pin	扳手 Wrench	刀片 Inserts
	a	b	L	h	f	e						
PTTNR/L1616H16C	16	16	100	16	13	25	MCS617	T16BP	L3	SP3	S2.5	TN..1604..
★ PTTNR/L2020K16C	20	20	125	20	17	25						
PTTNR/L2525M16C	25	25	150	25	22	25						

- 订货示例：1件 PTTNR 2525M16C 1件 PTTNL 2525M16C * R = 右手 L = 左手 ● 刀片需要单独订购
- “★”号表示常备库存
- Ordering Example: 1pcs PTTNR 2525M16C 1pcs PTTNL 2525M16C * R=right hand L= left hand
- Inserts need to be ordered separately
- " " indicates standing stock

外圆车削刀杆 (P型) External turning tool holder (P type)

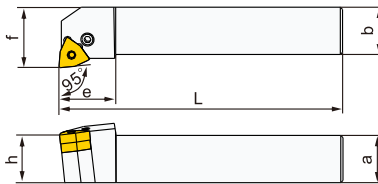
90° PTGN..



型号 Model	尺寸Size(mm)						杠杆螺钉 Lever screw	刀垫 Shim	杠杆 Lever	档销 Stop pin	扳手 Wrench	刀片 Inserts
	a	b	L	h	f	e						
PTGNR/L1616H16C	16	16	100	16	20	20	MCS617	T16BP	L3	SP3	S2.5	TN..1604..
★ PTGNR/L2020K16C	20	20	125	20	25	20						
★ PTGNR/L2525M16C	25	25	150	25	32	20						
PTGNR/L3232P16C	32	32	170	32	40	20	MCS821	T22BP	L4	SP4	S3	TN..2204..
PTGNR/L2525M22C	25	25	150	25	32	30						
PTGNR/L3232P22C	32	32	170	32	40	30						

- 订货示例: 1件 PTGNR 2525M16C 1件 PTGNL 2525M16C * R = 右手 L = 左手 ● 刀片需要独订购
- “★”号表示常备库存
- Ordering Example: 1pcs PTGNR 2525M16C 1pcs PTGNL 2525M16C * R=right hand L= left hand
- Inserts need to be ordered separately
- " " indicates standing stock

95° PWLN..

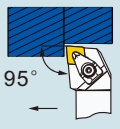
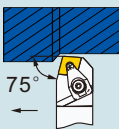
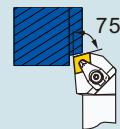
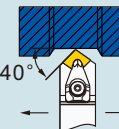
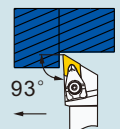
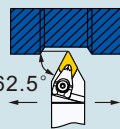
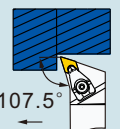
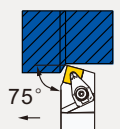
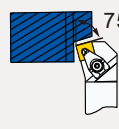
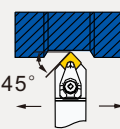
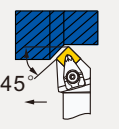

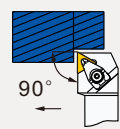
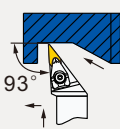
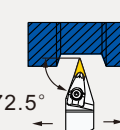
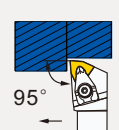
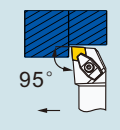
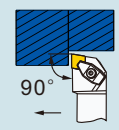
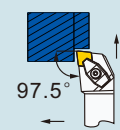
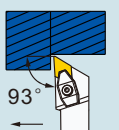
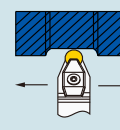
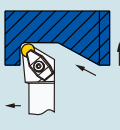
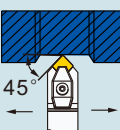
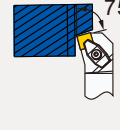
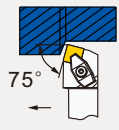
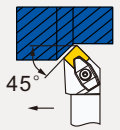
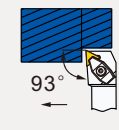


型号 Model	尺寸Size(mm)						杠杆螺钉 Lever screw	刀垫 Shim	杠杆 Lever	档销 Stop pin	扳手 Wrench	刀片 Inserts
	a	b	L	h	f	e						
★ PWLNR/L1616H06C	16	16	100	16	20	20	MCS617	W06BP	L3	SP3	S2.5	WN..0604..
★ PWLNR/L2020K06C	20	20	125	20	25	20						
★ PWLNR/L2525M06C	25	25	150	25	32	25						
★ PWLNR/L2020K08C	20	20	125	20	25	28	MCS821	W08BP	L4	SP4	S3	WN..0804..
★ PWLNR/L2525M08C	25	25	150	25	32	28						
★ PWLNR/L3232P08C	32	32	170	32	40	28						

- 订货示例: 1件 PWLNR 2525M12C 1件 PWLNL 2525M12C * R = 右手 L = 左手 ● 刀片需要独订购
- “★”号表示常备库存
- Ordering Example: 1pcs PWLNR 2525M12C 1pcs PWLNL 2525M12C * R=right hand L= left hand
- Inserts need to be ordered separately
- " " indicates standing stock

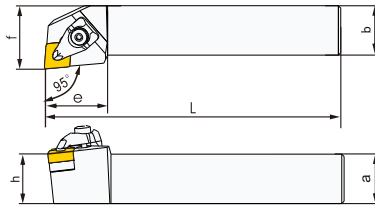
D型及C型刀具型号及加工形式

D-type, C-type tool holder type and processing forms

<p>DCLNR/L</p>  <p>P32</p>	<p>DCBNR/L</p>  <p>P32</p>	<p>DCKNR/L</p>  <p>P33</p>	<p>DCMNN</p>  <p>P33</p>	<p>DDJNR/L</p>  <p>P34</p>	<p>DDPNN</p>  <p>P34</p>	<p>DDQNR/L</p>  <p>P35</p>
<p>DSBNR/L</p>  <p>P35</p>	<p>DSKNR/L</p>  <p>P35</p>	<p>DSDNN</p>  <p>P36</p>	<p>DSSNR/L</p>  <p>P37</p>	<p>DTFNR/L</p>  <p>P37</p>	<p>DTGNR/L</p>  <p>P38</p>	<p>DVJNR/L</p>  <p>P38</p>
<p>DVVNN</p>  <p>P39</p>	<p>DWLNRL/L</p>  <p>P39</p>					
<p>CCLNR/L</p>  <p>P40</p>	<p>CEGNR/L</p>  <p>P40</p>	<p>CEQNR/L</p>  <p>P40</p>	<p>CDJNR/L</p>  <p>P41</p>	<p>CRDNN</p>  <p>P41</p>	<p>CRGNR/L</p>  <p>P42</p>	<p>CSDNN</p>  <p>P42</p>
<p>CSKNR/L</p>  <p>P43</p>	<p>CSRNR/L</p>  <p>P43</p>	<p>CSSNR/L</p>  <p>P44</p>	<p>CTJNR/L</p>  <p>P44</p>			

外圆车削刀杆 (D型) External turning tool holder (D type)

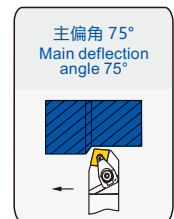
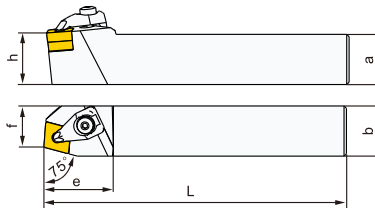
95° DCLN..



型号 Model	尺寸Size(mm)						刀垫螺丝 Shim screw	刀垫 Shim	压板 Pressure plate	弹簧 Spring	螺钉 Screws	扳手 Wrench	刀片 Inserts
	a	b	L	h	f	e							
DCLNR/L2020K09C	20	20	125	20	25	24	SM5X8.65XA1	C09BM	DC3230	Dc5812	DM525	S3	CN..0903..
DCLNR/L2525M09C	25	25	150	25	32	24							
★ DCLNR/L2020K12C	20	20	125	20	25	28	SM6X10XA1	C12BM	DC5282	Dc6812	DM625	S4	CN..1204..
★ DCLNR/L2525M12C	25	25	150	25	32	28							
★ DCLNR/L3232P12C	32	32	170	32	40	28	SM6X10XA2	C16BM	DC6320			S4	CN..1606..
DCLNR/L2525M16C	25	25	150	25	32	38							
DCLNR/L3232P16C	32	32	170	32	40	38							

- 订货示例: 1件 DCLNR 2525M12C 1件 DCLNR 2525M12C * R=右手 L=左手 ● 刀片需要独订购
- “★”号表示常备库存
- Ordering Example: 1pcs DCLNR 2525M12C 1pcs DCLNL 2525M12C * R=right hand L= left hand
- Inserts need to be ordered separately
- " " indicates standing stock

75° DCBN..

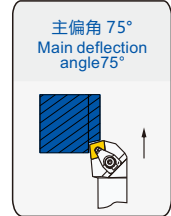
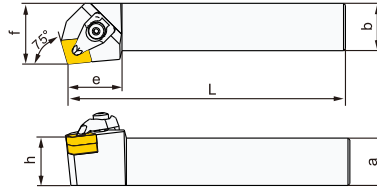


型号 Model	尺寸Size(mm)						刀垫螺丝 Shim screw	刀垫 Shim	压板 Pressure plate	弹簧 Spring	螺钉 Screws	扳手 Wrench	刀片 Inserts
	a	b	L	h	f	e							
DCBNR/L2020K12C	20	20	125	20	17	28	SM6X10XA1	C12BM	DC5282	Dc6812	DM625	S4	CN..1204..
DCBNR/L2525M12C	25	25	150	25	22	28							
DCBNR/L3232P12C	32	32	170	32	27	28	SM6X10XA2	C16BM	DC6320			S4	CN..1606..
DCBNR/L2525M16C	25	25	150	25	22	38							
DCBNR/L3232P16C	32	32	170	32	27	38							

- 订货示例: 1件 DCBNR 2525M12C 1件 DCBNR 2525M12C * R=右手 L=左手 ● 刀片需要独订购
- “★”号表示常备库存
- Ordering Example: 1pcs DCBNR 2525M12C 1pcs DCBNL 2525M12C * R=right hand L= left hand
- Inserts need to be ordered separately
- " " indicates standing stock

外圆车削刀杆 (D型) External turning tool holder (D type)

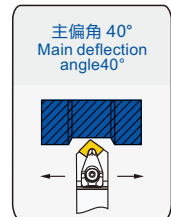
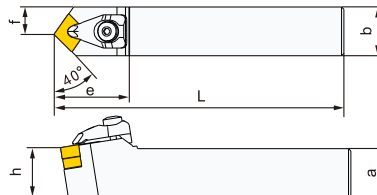
75° DCKN..



型号 Model	尺寸Size(mm)						刀垫螺丝 Shim screw	刀垫 Shim	压板 Pressure plate	弹簧 Spring	螺钉 Screws	扳手 Wrench	刀片 Inserts
	a	b	L	h	f	e							
DCKNR/L2020K12C	20	20	125	20	25	28	SM6X10XA1	C12BM	DC5282	Dc6812	DM625	S4	CN..1204..
DCKNR/L2525M12C	25	25	150	25	32	28							
DCKNR/L3232P12C	32	32	170	32	40	28	SM6X10XA2	C16BM	DC6320	Dc6812	DM625	S4	CN..1606..
DCKNR/L2525M16C	25	25	150	25	32	38							
DCKNR/L3232P16C	32	32	170	32	40	38							

- 订货示例: 1件 DCKNR 2525M12C 1件 DCKNL 2525M12C * R=右手 L=左手 ● 刀片需要独订购
- “★”号表示常备库存
- Ordering Example: 1pcs DCKNR 2525M12C 1pcs DCKNL 2525M12C * R=right hand L= left hand
- Inserts need to be ordered separately
- " " indicates standing stock

40° DCMN..

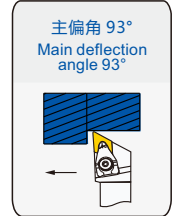
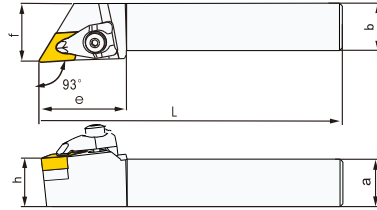


型号 Model	尺寸Size(mm)						刀垫螺丝 Shim screw	刀垫 Shim	压板 Pressure plate	弹簧 Spring	螺钉 Screws	扳手 Wrench	刀片 Inserts
	a	b	L	h	f	e							
DCMNN2020K12C	20	20	125	20	10	28	SM6X10XA1	C12BM	DC5282	Dc6812	DM625	S4	CN..1204..
DCMNN2525M12C	25	25	150	25	12.5	28							
DCMNN3232P12C	32	32	170	32	16	28	SM6X10XA2	C16BM	DC6320	Dc6812	DM625	S4	CN..1606..
DCMNN2525M16C	25	25	150	25	12.5	38							
DCMNN3232P16C	32	32	170	32	16	38							

- 订货示例: 1件 DCMNN 2525M12C ● 刀片需要独订购
- “★”号表示常备库存
- Ordering Example: 1pcs DCMNN 2525M12C ● Inserts need to be ordered separately
- " " indicates standing stock

外圆车削刀杆 (D型) External turning tool holder (D type)

93° DDJN..



型号 Model	尺寸Size(mm)						刀垫螺丝 Shim screw	刀垫 Shim	压板 Pressure plate	弹簧 Spring	螺钉 Screws	扳手 Wrench	刀片 Inserts
	a	b	L	h	f	e							
DDJNR/L1616H11C	16	16	100	16	20	30	SM5x8.65XA1	D11BM	DC5282	DC5812	DM525	S3	DN..1104..
★ DDJNR/L2020K11C	20	20	125	20	25	30							
★ DDJNR/L2525M11C	25	25	150	25	32	30							
★ DDJNR/L2020K15C	20	20	125	20	25	35							
★ DDJNR/L2525M15C	25	25	150	25	32	35	SM6X10XA1	D15BM	DC6320	DC6812	DM625	S4	DN..1506.. DN..1504..
DDJNR/L3232P15C	32	32	170	32	40	35							

● 订货示例: 1件 DDJNR 2525M15C 1件 DDJNL 2525M15C * R = 右手 L = 左手 ● 刀片需要独订购

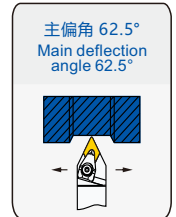
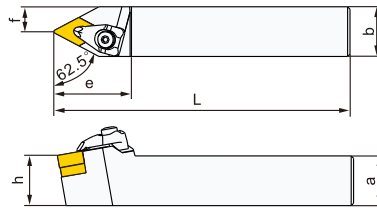
● “★”号表示常备库存

● Ordering Example: 1pcs DDJNR 2525M15C 1pcs DDJNL 2525M15C * R=right hand L= left hand

● Inserts need to be ordered separately

● " " indicates standing stock

62.5° DDPN..



型号 Model	尺寸Size(mm)						刀垫螺丝 Shim screw	刀垫 Shim	压板 Pressure plate	弹簧 Spring	螺钉 Screws	扳手 Wrench	刀片 Inserts
	a	b	L	h	f	e							
DDPNN1616H11C	16	16	100	16	7	30	SM5x8.65XA1	D11BM	DC5282	DC5812	DM525	S3	DN..1104..
DDPNN2020K11C	20	20	125	20	8	30							
DDPNN2525M11C	25	25	150	25	12.5	30							
★ DDPNN2020K15C	20	20	125	20	8	35							
DDPNN2525M15C	25	25	150	25	12.5	35	SM6X10XA1	D15BM	DC6320	DC6812	DM625	S4	DN..1506.. DN..1504..
DDPNN3232P15C	32	32	170	32	16	35							

● 订货示例: 1件 DDPNN 2525M15C

● 刀片需要独订购

● “★”号表示常备库存

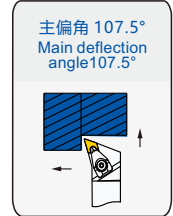
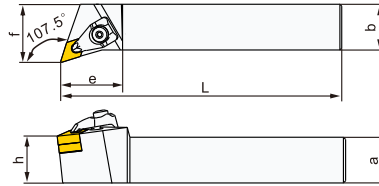
● Ordering Example: 1pcs DDPNN 2525M15C

● Inserts need to be ordered separately

● " " indicates standing stock

外圆车削刀杆 (D型) External turning tool holder (D type)

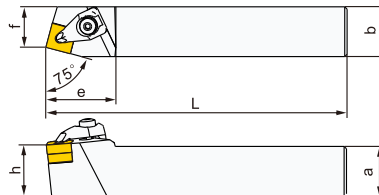
107.5° DDQN..



型号 Model	尺寸Size(mm)						刀垫螺丝 Shim screw	刀垫 Shim	压板 Pressure plate	弹簧 Spring	螺钉 Screws	扳手 Wrench	刀片 Inserts
	a	b	L	h	f	e							
DDQNR/L2020K15C	20	20	125	20	25	32	SM6X10XA1	D15BM	DC6320	DC6812	DM625	S4	DN..1506.. DN..1504..
DDQNR/L2525M15C	25	25	150	25	32	32							
DDQNR/L3232P15C	32	32	170	32	40	32							

- 订货示例: 1件 DDQNR 2525M15C 1件 DDQNL 2525M15C * R=右手 L=左手 ● 刀片需要独订购
- “★”号表示常备库存
- Ordering Example: 1pcs DDQNR 2525M15C 1pcs DDQNL 2525M15C * R=right hand L= left hand
- Inserts need to be ordered separately
- " " indicates standing stock

75° DSNB..

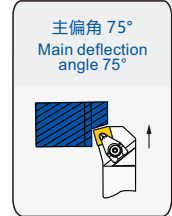
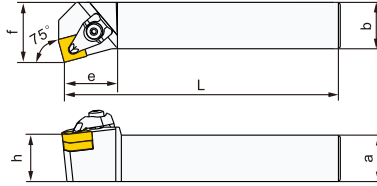


型号 Model	尺寸Size(mm)						刀垫螺丝 Shim screw	刀垫 Shim	压板 Pressure plate	弹簧 Spring	螺钉 Screws	扳手 Wrench	刀片 Inserts
	a	b	L	h	f	e							
DSBNR/L2020K12C	20	20	125	20	17	34	SM6X10XA1	S12BM	DC5282	DC6812	DM625	S4	SN..1204..
★ DSNR/L2525M12C	25	25	150	25	22	34							
DSBNR/L3232P12C	32	32	170	32	27	34		SM6X10XA2	S15BM				DC6320
DSBNR/L2525M15C	25	25	150	25	22	40							
DSBNR/ L3232P15C	32	32	170	32	27	40							

- 订货示例: 1件 DSNR 2525M12C 1件 DSNL 2525M12C * R=右手 L=左手 ● 刀片需要独订购
- “★”号表示常备库存
- Ordering Example: 1pcs DSNR 2525M12C 1pcs DSNL 2525M12C * R=right hand L= left hand
- Inserts need to be ordered separately
- " " indicates standing stock

外圆车削刀杆 (D型) External turning tool holder (D type)

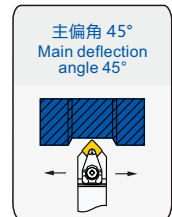
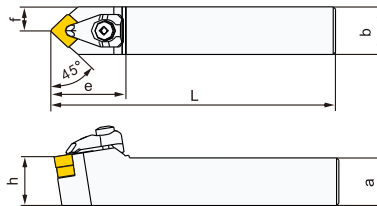
75° DSKN..



型号 Model	尺寸Size(mm)						刀垫螺丝 Shim screw	刀垫 Shim	压板 Pressure plate	弹簧 Spring	螺钉 Screws	扳手 Wrench	刀片 Inserts
	a	b	L	h	f	e							
DSKNR/L2020K12C	20	20	125	20	25	28	SM6X10XA1	S12BM	DC5282	DC6812	DM625	S4	SN..1204..
DSKNR/L2525M12C	25	25	150	25	32	28							
DSKNR/L3232P12C	32	32	170	32	40	28	SM6X10XA2	S15BM	DC6320				SN..1506..
DSKNR/L2525M15C	25	25	150	25	32	32							
DSKNR/ L3232P15C	32	32	170	32	40	32							

- 订货示例: 1件 DSKNR 2525M12C 1件 DSKNL 2525M12C * R = 右手 L = 左手 ● 刀片需要独订购
- “★”号表示常备库存
- Ordering Example: 1pcs DSKNR 2525M12C 1pcs DSKNL 2525M12C * R=right hand L= left hand
- Inserts need to be ordered separately
- " " indicates standing stock

45° DSDN..

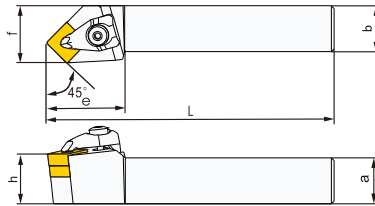


型号 Model	尺寸Size(mm)						刀垫螺丝 Shim screw	刀垫 Shim	压板 Pressure plate	弹簧 Spring	螺钉 Screws	扳手 Wrench	刀片 Inserts
	a	b	L	h	f	e							
DSDNN1616H12C	16	16	100	16	8	35	SM6X10XA1	S12BM	DC5282	D6812	DM625	S4	SN..1204..
DSDNN2020K12C	20	20	125	20	10	35							
DSDNN2525M12C	25	25	150	25	12.5	35	SM6X10XA2	S15BM	DC6320				SN..1506..
DSDNN3232P12C	32	32	170	32	16	35							
DSDNN2525M15C	25	25	150	25	12.5	38							
DSDNN3232P15C	32	32	170	32	16	38							

- 订货示例: 1件 DSDNN 2525M12C ● 刀片需要独订购
- “★”号表示常备库存
- Ordering Example: 1pcs DSDNN 2525M12C
- Inserts need to be ordered separately
- " " indicates standing stock

外圆车削刀杆 (D型) External turning tool holder (D type)

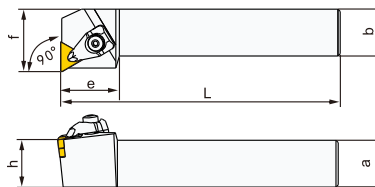
45° DSSN..



型号 Model	尺寸Size(mm)						刀垫螺丝 Shim screw	刀垫 Shim	压板 Pressure plate	弹簧 Spring	螺钉 Screws	扳手 Wrench	刀片 Inserts
	a	b	L	h	f	e							
★ DSSNR/L2020K12C	20	20	125	20	25	28	SM6X10XA1	S12BM	DC5282	DC6812	DM625	S4	SN..1204..
★ DSSNR/L2525M12C	25	25	150	25	32	28							
★ DSSNR/L3232P12C	32	32	170	32	40	28							
DSSNR/L2020K15C	25	25	150	25	32	32	SM6X10XA2	S15BM	DC6320				SN..1506..
DSSNR/L2525M15C	32	32	170	32	40	32							

- 订货示例: 1件 DSSNR 2525M12C 1件 DSSNL 2525M12C * R = 右手 L = 左手 ● 刀片需要独订购
- “★”号表示常备库存
- Ordering Example: 1pcs DSSNR 2525M12C 1pcs DSSNL 2525M12C * R=right hand L= left hand
- Inserts need to be ordered separately
- " " indicates standing stock

90° DTFN..

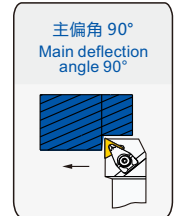
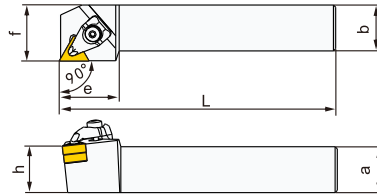


型号 Model	尺寸Size(mm)						刀垫螺丝 Shim screw	刀垫 Shim	压板 Pressure plate	弹簧 Spring	螺钉 Screws	扳手 Wrench	刀片 Inserts
	a	b	L	h	f	e							
DTFNR/L1616H16C	16	16	100	16	20	32	SM5X8.65XA1	T16BM	DC5230	DC5812	DM525	S3	TN..1604..
DTFNR/L2020K16C	20	20	125	20	25	32							
DTFNR/L2525M16C	25	25	150	25	32	32							
DTFNR/L3232P16C	32	32	170	32	40	32							

- 订货示例: 1件 DTFNR 2525M16C 1件 DTFNL 2525M16C * R = 右手 L = 左手 ● 刀片需要独订购
- “★”号表示常备库存
- Ordering Example: 1pcs DTFNR 2525M16C 1pcs DTFNL 2525M16C * R=right hand L= left hand
- Inserts need to be ordered separately
- " " indicates standing stock

外圆车削刀杆 (D型) External turning tool holder (D type)

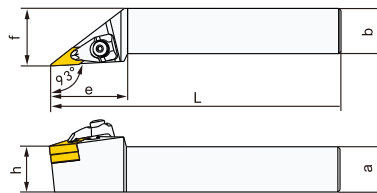
90° DTGN..



型号 Model	尺寸Size(mm)						刀垫螺丝 Shim screw	刀垫 Shim	压板 Pressure plate	弹簧 Spring	螺钉 Screws	扳手 Wrench	刀片 Inserts
	a	b	L	h	f	e							
DTGNR/L1616H16C	16	16	100	16	20	25	SM5X8.65XA1	T16BM	DC5230	DC5812	DM525	S3	TN..1604..
DTGNR/L2020K16C	20	20	125	20	25	25							
DTGNR/L2525M16C	25	25	150	25	32	25							
DTGNR/L3232P16C	32	32	170	32	40	25							
DTGNR/L2525M22C	25	25	150	25	32	34	SM6X10XA1	T22BM	DC5282	DC6812	DM625	S4	TN..2204..
DTGNR/L3232P22C	32	32	170	32	40	34							

- 订货示例: 1件 DTGNR 2525M16C 1件 DTGNL 2525M16C * R=右手 L=左手 ● 刀片需要独订购
- “★”号表示常备库存
- Ordering Example: 1pcs DTGNR 2525M16C 1pcs DTGNL 2525M16C * R=right hand L= left hand
- Inserts need to be ordered separately
- " " indicates standing stock

93° DVJN..

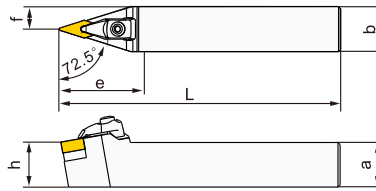


型号 Model	尺寸Size(mm)						刀垫螺丝 Shim screw	刀垫 Shim	压板 Pressure plate	弹簧 Spring	螺钉 Screws	扳手 Wrench	刀片 Inserts
	a	b	L	h	f	e							
DVJNR/L1616H16C	16	16	100	16	20	41	SM5X8.65XA1	V16BM	DC5230	DC5812	DM525	S3	TN..1604..
★ DVJNR/L2020K16C	20	20	125	20	25	41							
★ DVJNR/L2525M16C	25	25	150	25	32	41							
★ DVJNR/L3232P16C	32	32	170	32	40	41							

- 订货示例: 1件 DVJNR 2525M16C 1件 DVJNL 2525M16C * R=右手 L=左手 ● 刀片需要独订购
- “★”号表示常备库存
- Ordering Example: 1pcs DVJNR 2525M16C 1pcs DVJNL 2525M16C * R=right hand L= left hand
- Inserts need to be ordered separately
- " " indicates standing stock

外圆车削刀杆 (D型) External turning tool holder (D type)

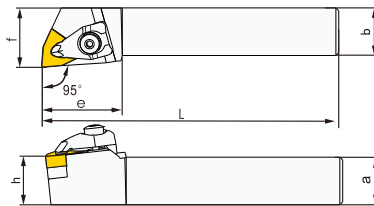
72.5° DVVN..



型号 Model	尺寸Size(mm)						刀垫螺丝 Shim screw	刀垫 Shim	压板 Pressure plate	弹簧 Spring	螺钉 Screws	扳手 Wrench	刀片 Inserts
	a	b	L	h	f	e							
DVVNN2020K16C	20	20	125	20	10	44							
★ DVVNN2525M16C	25	25	150	25	12.5	44	SM5X8.65XA1	V16BM	DC5230	DC5812	DM525	S3	TN..1604..
DVVNN3232P16C	32	32	170	32	16	44							

- 订货示例：1件 DVVNN 2525M16C ● 刀片需要独订购
- “★”号表示常备库存
- Ordering Example: 1pcs DVVNN 2525M16C
- Inserts need to be ordered separately
- " " indicates standing stock

95° DWLN..



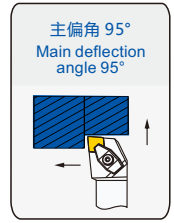
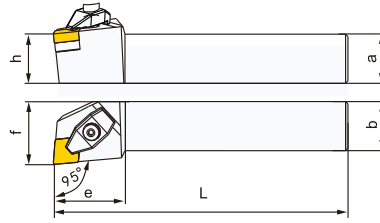
型号 Model	尺寸Size(mm)						刀垫螺丝 Shim screw	刀垫 Shim	压板 Pressure plate	弹簧 Spring	螺钉 Screws	扳手 Wrench	刀片 Inserts
	a	b	L	h	f	e							
DWLN/L1616H06C	16	16	100	16	20	24							
★ DWLN/L2020K06C	20	20	125	20	25	24	SM5X8.65XA1	W06BM	DC5230	DC5812	DM525	S3	WN..0604..
★ DWLN/L2525M06C	25	25	150	25	32	24							
★ DWLN/L2020K08C	20	20	125	20	25	31							
★ DWLN/L2525M08C	25	25	150	25	32	31	SM6X10XA1	W08BM	DC5282	DC6812	DM625	S4	WN..0804..
DWLN/L3232P08C	32	32	170	32	40	31							

- 订货示例：1件 DWLN/L 2525M08C 1件 DWLN/L 2525M08C * R = 右手 L = 左手 ● 刀片需要独订购
- “★”号表示常备库存
- Ordering Example: 1pcs DWLN/L 2525M08C 1pcs DWLN/L 2525M08C * R=right hand L= left hand
- Inserts need to be ordered separately
- " " indicates standing stock

外圆车削刀杆 (C型)

External turning tool holder (C type)

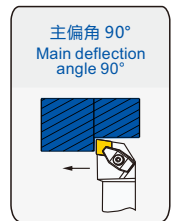
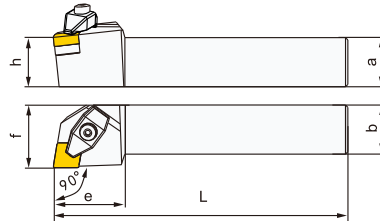
95° CCLN..



型号 Model	尺寸Size(mm)						压板螺丝 Pressure plate screw	刀垫 Shim	刀垫螺丝 Shim screw	压板 Pressure plate	板手 Wrench	刀片 Inserts		
	a	b	L	h	f	e								
★ CCLNR/L2020K1207C	20	20	125	20	25	38	M6X20	C12	M4X8	CC530	S5	CNGN1207..		
★ CCLNR/L2525M1207C	25	25	150	25	32	38								
★ CCLNR/L3232P1207C	32	32	170	32	40	38								
★ CCLNR/L2020K1204C	20	20	125	20	25	38		C1204	M4X6S			CC530	S5	CNGN1204..
★ CCLNR/L2525M1204C	25	25	150	25	32	38								
★ CCLNR/L3232P1204C	32	32	170	32	40	38								

- 订货示例: 1件 CCLNR 2525M12C 1件 CCLNL 2525M12C * R = 右手 L = 左手 ● 刀片需要独订购
- “★”号表示常备库存
- Ordering Example: 1pcs CCLNR 2525M12C 1pcs CCLNL 2525M12C * R=right hand L= left hand ● Inserts need to be ordered separately
- " " indicates standing stock

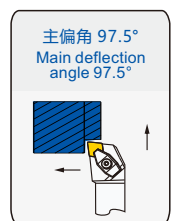
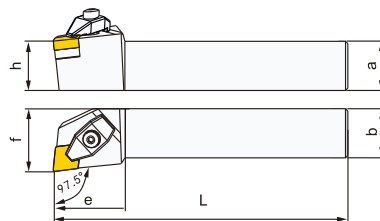
90° CEGN..



型号 Model	尺寸Size(mm)						压板螺丝 Pressure plate screw	刀垫 Shim	刀垫螺丝 Shim screw	压板 Pressure plate	板手 Wrench	刀片 Inserts
	a	b	L	h	f	e						
CEGNR/L2525M1207C	25	25	150	25	32	42	M6X20	S13	M4X8S	CC530	S5	ENGN1307..

- 订货示例: 1件 CEGNR 2525M13C 1件 CEGNL 2525M13C * R = 右手 L = 左手 ● 刀片需要独订购
- “★”号表示常备库存
- Ordering Example: 1pcs CEGNR 2525M13C 1pcs CEGNL 2525M13C * R=right hand L= left hand ● Inserts need to be ordered separately
- " " indicates standing stock

97.5° CEQN..



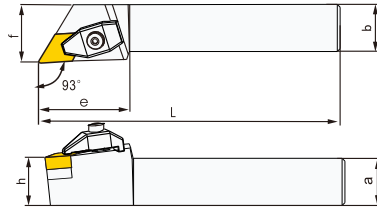
型号 Model	尺寸Size(mm)						压板螺丝 Pressure plate screw	刀垫 Shim	刀垫螺丝 Shim screw	压板 Pressure plate	板手 Wrench	刀片 Inserts
	a	b	L	h	f	e						
CEQNR/L2525M1207C	25	25	150	25	32	42	M6X20	S13	M4X8S	CC530	S5	ENGN1307..

- 订货示例: 1件 CEGNR 2525M13C 1件 CEGNL 2525M13C * R = 右手 L = 左手 ● 刀片需要独订购
- “★”号表示常备库存
- Ordering Example: 1pcs CEGNR 2525M13C 1pcs CEGNL 2525M13C * R=right hand L= left hand ● Inserts need to be ordered separately
- " " indicates standing stock

外圆车削刀杆 (C型)

External turning tool holder (C type)

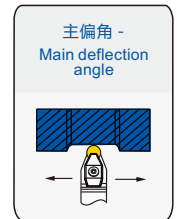
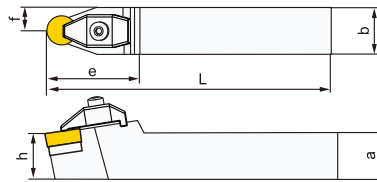
93° CDJN..



型号 Model	尺寸Size(mm)						压板螺丝 Pressure plate screw	刀垫 Shim	刀垫螺丝 Shim screw	压板 Pressure plate	扳手 Wrench	刀片 Inserts
	a	b	L	h	f	e						
CDJNR/L2020K15C	20	20	125	20	25	42						
CDJNR/L2525M15C	25	25	150	25	32	42	M6X20	C15	M4X8S	CC530	S5	DNGN1507..
CDJNR/L3232P15C	32	32	170	32	40	42						

- 订货示例: 1件 CDJNR 2525M15C 1件 CDJNL 2525M15C * R = 右手 L = 左手 ● 刀片需要独订购
- "★" 号表示常备库存
- Ordering Example: 1pcs CDJNR 2525M15C 1pcs CDJNL 2525M15C * R=right hand L= left hand
- Inserts need to be ordered separately
- " " indicates standing stock

CRDN..



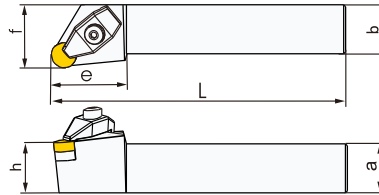
型号 Model	尺寸Size(mm)						压板螺丝 Pressure plate screw	刀垫 Shim	刀垫螺丝 Shim screw	压板 Pressure plate	扳手 Wrench	刀片 Inserts
	a	b	L	h	f	e						
CRDNN2020K1207C	20	20	125	20	10	38						
CRDNN2525M1207C	25	25	150	25	12.5	38		R12				RNGN1207..
CRDNN3232P1207C	32	32	170	32	16	38	M6X20		M4X8S	CC530	S5	
CRDNN2020K1204C	20	20	125	20	10	38						
CRDNN2525M1204C	25	25	150	25	12.5	38		R1204				RNGN1204..

- 订货示例: 1件 CRDNN 2525M12C ● 刀片需要独订购
- "★" 号表示常备库存
- Ordering Example: 1pcs CRDNN 2525M12C
- Inserts need to be ordered separately
- " " indicates standing stock

外圆车削刀杆 (C型)

External turning tool holder (C type)

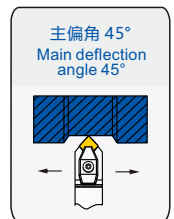
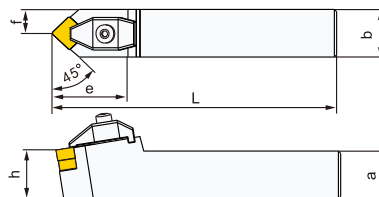
CRGN..



型号 Model	尺寸Size(mm)						刀垫螺丝 Shim screw	刀垫 Shim	压板螺丝 Pressure plate screw	压板 Pressure plate	扳手 Wrench	刀片 Inserts
	a	b	L	h	f	e						
CRGNR/L2525M1207C	25	25	150	25	32	45	M6X20	R12	M4X8S	CC530	S5	RNGN1207..
CRGNR/L2020K1204C	20	20	125	20	25	45		R1204				RNGN1204..
CRGNR/L2525M1204C	25	25	150	25	32	45						

- 订货示例: 1件 CRGNR 2525M12C 1件 CRGNL 2525M12C * R = 右手 L = 左手 ● 刀片需要独订购
- “★”号表示常备库存
- Ordering Example: 1pcs CRGNR 2525M12C 1pcs CRGNL 2525M12C * R=right hand L= left hand
- Inserts need to be ordered separately
- " " indicates standing stock

45° CSDN..



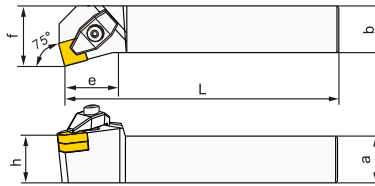
型号 Model	尺寸Size(mm)						刀垫螺丝 Shim screw	刀垫 Shim	压板螺丝 Pressure plate screw	压板 Pressure plate	扳手 Wrench	刀片 Inserts
	a	b	L	h	f	e						
CSDNN2525M1207C	25	25	150	25	12.5	45	M6X20	S12	M4X8S	CC530	S5	SNGN1207..
CSDNN3232P1207C	32	32	170	32	16	45		S1204				SNGN1204..
CSDNN2525M1204C	25	25	150	25	12.5	45						

- 订货示例: 1件 CSDNN 2525M12C ● 刀片需要独订购
- “★”号表示常备库存
- Ordering Example: 1pcs CSDNN 2525M12C
- Inserts need to be ordered separately
- " " indicates standing stock

外圆车削刀杆 (C型)

External turning tool holder (C type)

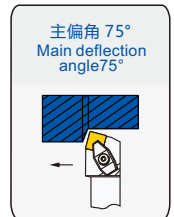
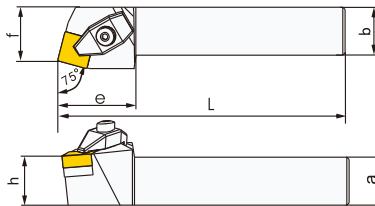
75° CSKN..



型号 Model	尺寸Size(mm)						刀垫螺丝 Shim screw	刀垫 Shim	压板螺丝 Pressure plate screw	压板 Pressure plate	板手 Wrench	刀片 Inserts
	a	b	L	h	f	e						
CSKNR/L2525M1207C	25	25	150	25	32	45	M6X20	S12	M4X8S	CC530	S5	SNGN1207..
CSKNR/L2525M1204C	25	25	150	25	32	45		S1204				SNGN1204..

- 订货示例: 1件 CSKNR 2525M12C 1件 CSKNL 2525M12C * R=右手 L=左手 ● 刀片需要独订购
- “★”号表示常备库存
- Ordering Example: 1pcs CSKNR 2525M12C 1pcs CSKNL 2525M12C * R=right hand L= left hand
- Inserts need to be ordered separately
- " " indicates standing stock

75° CSRN..



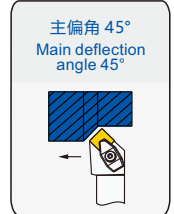
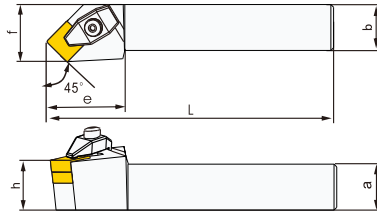
型号 Model	尺寸Size(mm)						刀垫螺丝 Shim screw	刀垫 Shim	压板螺丝 Pressure plate screw	压板 Pressure plate	板手 Wrench	刀片 Inserts
	a	b	L	h	f	e						
CSRNR/L2525M1207C	25	25	150	25	27	45	M6X20	S12	M4X8S	CC530	S5	SNGN1207..
CSRNR/L3232P1207C	32	32	170	32	35	45		S1204				SNGN1204..
CSRNR/L2525M1204C	25	25	150	25	27	45		S1204				SNGN1204..

- 订货示例: 1件 CSRNR 2525M 12C 1件 CSRNL 2525M 12C * R=右手 L=左手 ● 刀片需要独订购
- “★”号表示常备库存
- Ordering Example: 1pcs CSRNR 2525M12C 1pcs CSRNL 2525M12C * R=right hand L= left hand
- Inserts need to be ordered separately
- " " indicates standing stock



外圆车削刀杆 (C型) External turning tool holder (C type)

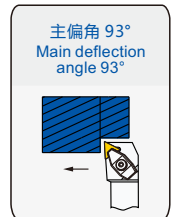
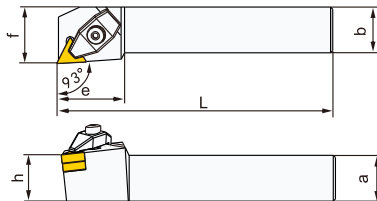
45° CSSN..



型号 Model	尺寸Size(mm)						刀垫螺丝 Shim screw	刀垫 Shim	压板螺丝 Pressure plate screw	压板 Pressure plate	板手 Wrench	刀片 Inserts
	a	b	L	h	f	e						
★ CSSNR/L2525M1207C	25	25	150	25	32	45	M6X20	S12	M4X8S	CC530	S5	SNGN1207..
CSSNR/L2525M1204C	25	25	150	25	32	45		S1204				SNGN1204..

- 订货示例: 1件 CSSNR 2525M12C 1件 CSSNL 2525M12C * R = 右手 L = 左手 ● 刀片需要独订购
- “★”号表示常备库存
- Ordering Example: 1pcs CSSNR 2525M12C 1pcs CSSNL 2525M12C * R=right hand L= left hand
- Inserts need to be ordered separately
- " " indicates standing stock

93° CTJN..



型号 Model	尺寸Size(mm)						刀垫螺丝 Shim screw	刀垫 Shim	压板螺丝 Pressure plate screw	压板 Pressure plate	板手 Wrench	刀片 Inserts
	a	b	L	h	f	e						
CTJNR/L2525M1607C	25	25	150	25	32	45	M6X20	T16	M4X8S	CC530	S5	TNGN1607..
CTJNR/L2525M1604C	25	25	150	25	32	45		T1604				TNGN1604..

- 订货示例: 1件 CTJNR 2525M12C 1件 CTJNL 2525M12C * R = 右手 L = 左手 ● 刀片需要独订购
- “★”号表示常备库存
- Ordering Example: 1pcs CTJNR 2525M12C 1pcs CTJNL 2525M12C * R=right hand L= left hand
- Inserts need to be ordered separately
- " " indicates standing stock

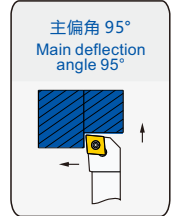
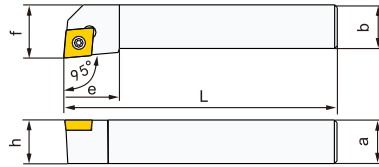
S型刀具型号及加工形式

S-type tool holder type and processing forms

<p>SCLCR/L</p> <p>95°</p> <p>P46</p>	<p>SCBCR/L</p> <p>75°</p> <p>P46</p>	<p>SCFCR/L</p> <p>90°</p> <p>P47</p>	<p>SCGCR/L</p> <p>90°</p> <p>P47</p>	<p>SCACR/L</p> <p>90°</p> <p>P48</p>	<p>SCKCR/L</p> <p>75°</p> <p>P48</p>	<p>SDACR/L</p> <p>90°</p> <p>P49</p>
<p>SDJCR/L</p> <p>93°</p> <p>P49</p>	<p>SDNCN</p> <p>62.5°</p> <p>P50</p>	<p>SDQCR/L</p> <p>107.5°</p> <p>P50</p>	<p>SRACR/L</p> <p>P51</p>	<p>SRAPR/L</p> <p>P51</p>	<p>SRDCN</p> <p>P52</p>	<p>SRDPN</p> <p>P52</p>
<p>SRGCR/L</p> <p>P53</p>	<p>SRGPR/L</p> <p>P53</p>	<p>SSBCR/L</p> <p>75°</p> <p>P54</p>	<p>SSDCN</p> <p>45°</p> <p>P54</p>	<p>SSKCR/L</p> <p>75°</p> <p>P55</p>	<p>SSSCR/L</p> <p>45°</p> <p>P55</p>	<p>STACR/L</p> <p>90°</p> <p>P56</p>
<p>STFCR/L</p> <p>90°</p> <p>P57</p>	<p>STGCR/L</p> <p>90°</p> <p>P57</p>	<p>SVQ..R/L</p> <p>117.5°</p> <p>P58</p>	<p>SVV..N</p> <p>72.5°</p> <p>P59</p>	<p>SVJ..R/L</p> <p>93°</p> <p>P60</p>	<p>SWLCR/L</p> <p>95°</p> <p>P60</p>	

外圆车削刀杆 (S型) External turning tool holder (S type)

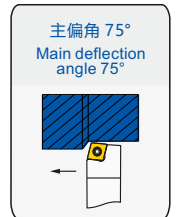
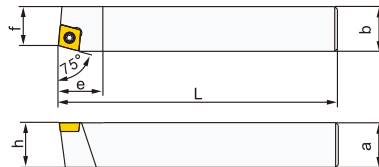
95° SCLC..



型号 Model	尺寸Size(mm)						螺钉 Screw	扳手 Wrench	刀片 Inserts
	a	b	L	h	f	e			
★ SCLCR/L0808F06C	8	8	80	8	10	12	L60 M2.5X6	T8	CC..0602..
★ SCLCR/L0808H06C	8	8	100	8	10	12			
★ SCLCR/L1010F06C	10	10	80	10	12	12			
★ SCLCR/L1010H06C	10	10	100	10	12	12			
★ SCLCR/L1212H06C	12	12	100	12	16	12			
★ SCLCR/L1616H06C	16	16	100	16	20	16			
★ SCLCR/L1212H09C	12	12	100	12	16	16	L60 M4X10	T15	CC..09T3..
★ SCLCR/L1616H09C	16	16	100	16	20	16			
★ SCLCR/L2020K09C	20	20	125	20	25	16			
★ SCLCR/L2525M09C	25	25	150	25	32	16			
★ SCLCR/L2020K12C	20	20	125	20	25	20			
★ SCLCR/L2525M12C	25	25	150	25	32	20			
SCLCR/L3225P12C	32	25	170	32	32	20	L60 M5X12	T20	CC..1204..

- 订货示例: 1件 SCLCR 2525M09C 1件 SCLCL 2525M09C * R = 右手 L = 左手 ● 刀片需要独订购
- “★”号表示常备库存
- Ordering Example: 1pcs SCLCR 2525M09C 1pcs SCLCL 2525M09C * R=right hand L= left hand
- Inserts need to be ordered separately
- " " indicates standing stock

75° SCBC..

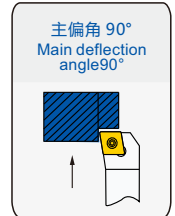
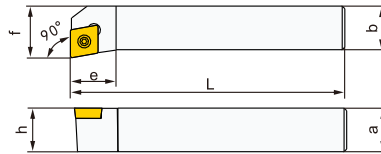


型号 Model	尺寸Size(mm)						螺钉 Screw	扳手 Wrench	刀片 Inserts
	a	b	L	h	f	e			
★ SCBCR/L1616H09C	16	16	100	16	13	16	L60 M4X10	T15	CC..09T3..
★ SCBCR/L2020K09C	20	20	125	20	17	16			
★ SCBCR/L2525M09C	25	25	150	25	22	16			
★ SCBCR/L2020K12C	20	20	125	20	17	20	L60 M5X12	T20	CC..1204..
★ SCBCR/L2525M12C	25	25	150	25	22	20			

- 订货示例: 1件 SCBCR 2525M09C 1件 SCBCL 2525M09C * R = 右手 L = 左手 ● 刀片需要独订购
- “★”号表示常备库存
- Ordering Example: 1pcs SCBCR 2525M09C 1pcs SCBCL 2525M09C * R=right hand L= left hand
- Inserts need to be ordered separately
- " " indicates standing stock

外圆车削刀杆 (S型) External turning tool holder (S type)

90° SCFC..



型号 Model	尺寸Size(mm)						螺钉 Screw	扳手 Wrench	刀片 Inserts
	a	b	L	h	f	e			
★ SCFCR/L1010F06C	10	10	80	10	12	12	L60 M2.5X6	T8	CC..0602..
SCFCR/L1010H06C	10	10	100	10	12	12			
★ SCFCR/L1212H06C	12	12	100	12	16	12			
★ SCFCR/L1616H06C	16	16	100	16	20	16	L60 M4X10	T15	CC..09T3..
★ SCFCR/L1212H09C	12	12	100	12	16	16			
★ SCFCR/L1616H09C	16	16	100	16	20	16			
★ SCFCR/L2020K09C	20	20	125	20	25	16	L60 M5X12	T20	CC..1204..
★ SCFCR/L2525M09C	25	25	150	25	32	16			
SCFCR/L2020K12C	20	20	125	20	25	20			
★ SCFCR/L2525M12C	25	25	150	25	32	20			

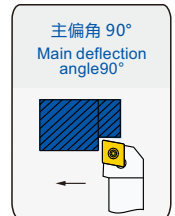
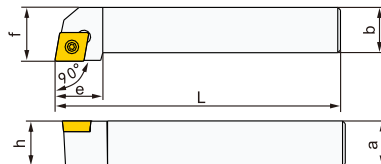
● 订货示例: 1件 SCFCR 2020K09C 1件 SCFCL 2020K09C * R = 右手 L = 左手 ● 刀片需要独订购

● “★”号表示常备库存

● Ordering Example: 1pcs SCFCR 2525M09C 1pcs SCFCL 2525M09C * R=right hand L= left hand ● Inserts need to be ordered separately

● " " indicates standing stock

90° SCGC..



型号 Model	尺寸Size(mm)						螺钉 Screw	扳手 Wrench	刀片 Inserts
	a	b	L	h	f	e			
★ SCGCR/L1010F06C	10	10	80	10	12	12	L60 M2.5X6	T8	CC..0602..
SCGCR/L1010H06C	10	10	100	10	12	12			
★ SCGCR/L1212H06C	12	12	100	12	16	12			
★ SCGCR/L1616H06C	16	16	100	16	20	16	L60 M4X10	T15	CC..09T3..
★ SCGCR/L1212H09C	12	12	100	12	16	16			
★ SCGCR/L1616H09C	16	16	100	16	20	16			
★ SCGCR/L2020K09C	20	20	125	20	25	16	L60 M5X12	T20	CC..1204..
★ SCGCR/L2525M09C	25	25	150	25	32	16			
SCGCR/L2020K12C	20	20	125	20	25	20			
★ SCGCR/L2525M12C	25	25	150	25	32	20			
SCGCR/L3225P12C	32	25	170	32	32	20			

● 订货示例: 1件 SCGCR2020K09C 1件 SCGCL 2020K09C * R = 右手 L = 左手 ● 刀片需要独订购

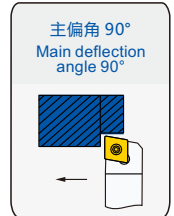
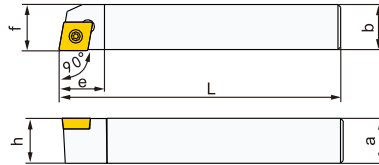
● “★”号表示常备库存

● Ordering Example: 1pcs SCGCR 2525M09C 1pcs SCGCL 2525M09C * R=right hand L= left hand ● Inserts need to be ordered separately

● " " indicates standing stock

外圆车削刀杆 (S型) External turning tool holder (S type)

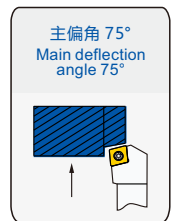
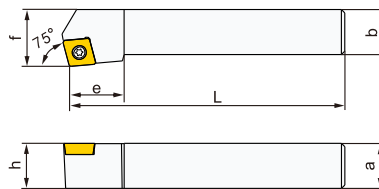
90° SCAC..



型号 Model	尺寸Size(mm)						螺钉 Screw	扳手 Wrench	刀片 Inserts
	a	b	L	h	f	e			
SCACR/L0808F06C	8	8	80	8	8	16	L60 M2.5X6	T8	CC..0602..
★ SCACR/L1010H06C	10	10	100	10	10	16			
★ SCACR/L1212H06C	12	12	100	12	12	16			
★ SCACR/L1212H09C	12	12	100	12	12	20	L60 M4X10	T15	CC..09T3..
SCACR/L1616H09C	16	16	100	16	16	20			

- 订货示例: 1件 SCACR 2020K09C 1件 SCACL 2020K09C * R = 右手 L = 左手 ● 刀片需要独订购
- “★”号表示常备库存
- Ordering Example: 1pcs SCACR 2020K09C 1pcs SCACL 2020K09C * R=right hand L= left hand
- Inserts need to be ordered separately
- " " indicates standing stock

75° SCKC..

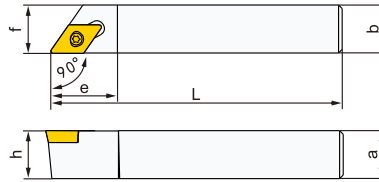


型号 Model	尺寸Size(mm)						螺钉 Screw	扳手 Wrench	刀片 Inserts
	a	b	L	h	f	e			
★ SCKCR/L1616H09C	16	16	100	16	20	16	L60 M4X10	T15	CC..09T3..
★ SCKCR/L2020K09C	20	20	125	20	25	16			
SCKCR/L2525M09C	25	25	150	25	32	16			
★ SCKCR/L2020K12C	20	20	125	20	25	20	L60 M5X12	T20	CC..1204..
★ SCKCR/L2525M12C	25	25	150	25	32	20			

- 订货示例: 1件 SCKCR 2020K09C 1件 SCKCL 2020K09C * R = 右手 L = 左手 ● 刀片需要独订购
- “★”号表示常备库存
- Ordering Example: 1pcs SCKCR 2020K09C 1pcs SCKCL 2020K09C * R=right hand L= left hand
- Inserts need to be ordered separately
- " " indicates standing stock

外圆车削刀杆 (S型) External turning tool holder (S type)

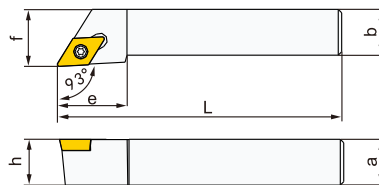
90° SDAC..



型号 Model	尺寸Size(mm)						螺钉 Screw	扳手 Wrench	刀片 Inserts
	a	b	L	h	f	e			
★ SDACR/L0808H07C	8	8	100	8	8	15	L60 M2.5X6	T8	DC..0702..
★ SDACR/L1010H07C	10	10	100	10	10	15			
★ SDACR/L1212H07C	12	12	100	12	12	15			
★ SDACR/L1212H11C	12	12	100	12	12	22			
★ SDACR/L1616H11C	16	16	100	16	16	22			
★ SDACR/L2020K11C	20	20	125	20	20	22			
SDACR/L2525M11C	25	25	150	25	25	22	L60 M4X10	T15	DC..11T3..

- 订货示例：1件 SDACR2020K11C 1件 SDACL 2020K11C * R = 右手 L = 左手 ● 刀片需要独订购
- “★”号表示常备库存
- Ordering Example: 1pcs SDACR 2020K11C 1pcs SDACL 2020K11C * R=right hand L= left hand
- Inserts need to be ordered separately
- " " indicates standing stock

93° SDJC..

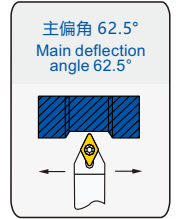
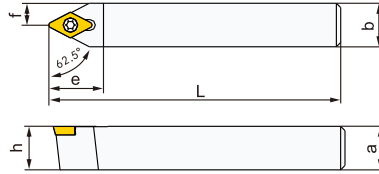


型号 Model	尺寸Size(mm)						螺钉 Screw	扳手 Wrench	刀片 Inserts
	a	b	L	h	f	e			
★ SDJCR/L0808F07C	8	8	80	8	10	15	L60 M2.5X6	T8	DC..0702..
★ SDJCR/L1010F07C	10	10	80	10	12	15			
★ SDJCR/L1212H07C	12	12	100	12	16	15			
★ SDJCR/L1414H07C	14	14	100	14	18	15			
★ SDJCR/L1616H07C	16	16	100	16	20	15			
★ SDJCR/L2020K07C	20	20	125	20	25	20			
★ SDJCR/L2525M07C	25	25	150	25	32	20	L60 M4X10	T15	DC..11T3..
★ SDJCR/L1212H11C	12	12	100	12	16	22			
★ SDJCR/L1616H11C	16	16	100	16	20	22			
★ SDJCR/L2020K11C	20	20	125	20	25	22			
★ SDJCR/L2525M11C	25	25	150	25	32	22			

- 订货示例：1件 SDJCR 2020K11C 1件 SDJCL 2020K11C * R = 右手 L = 左手 ● 刀片需要独订购
- “★”号表示常备库存
- Ordering Example: 1pcs SDJCR 2020K11C 1pcs SDJCL 2020K11C * R=right hand L= left hand
- Inserts need to be ordered separately
- " " indicates standing stock

外圆车削刀杆 (S型) External turning tool holder (S type)

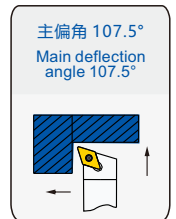
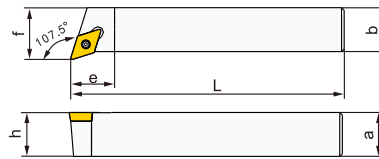
62.5° SDNC..



型号 Model	尺寸Size(mm)						螺钉 Screw	扳手 Wrench	刀片 Inserts
	a	b	L	h	f	e			
★ SDNCN0808F07C	8	8	80	8	4	15	L60 M2.5X6	T8	DC..0702..
★ SDNCN1010F07C	10	10	80	10	5	15			
★ SDNCN1212H07C	12	12	100	12	6	15			
★ SDNCN1616H07C	16	16	100	16	8	15			
★ SDNCN2020K07C	20	20	125	20	10	20			
★ SDNCN2525M07C	25	25	150	25	12.5	20			
★ SDNCN1616H11C	16	16	100	16	8	22	L60 M4X10	T15	DC..11T3..
★ SDNCN2020K11C	20	20	125	20	10	22			
★ SDNCN2525M11C	25	25	150	25	12.5	22			
SDNCN3225P11C	32	25	170	32	12.5	22			
SDNCN3232P11C	32	32	170	32	16	22			

- 订货示例: 1件 SDNCN 2020K11C ● 刀片需要独订购
- “★”号表示常备库存
- Ordering Example: 1pcs SDNCN 2020K11C
- Inserts need to be ordered separately
- " " indicates standing stock

107.5° SDQC..

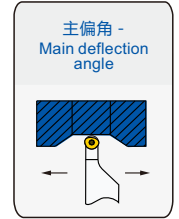
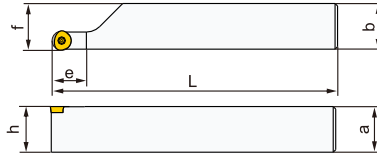


型号 Model	尺寸Size(mm)						螺钉 Screw	扳手 Wrench	刀片 Inserts
	a	b	L	h	f	e			
SDQCR/L1010F07C	10	10	80	10	12	15	L60 M2.5X6	T8	DC..0702..
★ SDQCR/L1212H07C	12	12	100	12	16	15			
★ SDQCR/L1616H07C	16	16	100	16	20	15			
SDQCR/L1212H11C	12	12	100	12	16	15	L60 M4X10	T15	DC..11T3..
★ SDQCR/L1616H11C	16	16	100	16	20	15			
★ SDQCR/L2020K11C	20	20	125	20	25	20			
★ SDQCR/L2525M11C	25	25	150	25	32	20			

- 订货示例: 1件 SDQCR 2020K11C 1件 SDQCL 2020K11C * R = 右手 L = 左手 ● 刀片需要独订购
- “★”号表示常备库存
- Ordering Example: 1pcs SDQCR 2020K11C 1pcs SDQCL 2020K11C * R=right hand L= left hand
- Inserts need to be ordered separately
- " " indicates standing stock

外圆车削刀杆 (S型) External turning tool holder (S type)

SRAC(P)..



型号 Model	尺寸Size(mm)						螺钉 Screw	扳手 Wrench	刀片 Inserts
	a	b	L	h	f	e			
★ SRACR/L1010F06C	10	10	80	10	10.4	12	L60 M2.5X6	T8	RCMX0602..
★ SRACR/L1212H06C	12	12	100	12	12.4	12			
★ SRACR/L1616H06C	16	16	100	16	16.4	12			
★ SRACR/L2020K06C	20	20	125	20	20.4	12			
★ SRACR/L2525M06C	25	25	150	25	25.4	12			
★ SRACR/L1212H08C	12	12	100	12	12.4	16	L60 M3X8	T10	RCMX0803..
★ SRACR/L1616H08C	16	16	100	16	16.4	16			
★ SRACR/L2020K08C	20	20	125	20	20.4	16			
★ SRACR/L2525M08C	25	25	150	25	25.4	16			
★ SRACR/L1616H10C	16	16	100	16	16.4	20			
★ SRACR/L2020K10C	20	20	125	20	20.4	20	L60 M4X10	T15	RCMX1003..
★ SRACR/L2525M10C	25	25	150	25	25.4	20			RCMX1204..
★ SRACR/L2020K12C	20	20	125	20	20.4	20			RCMT1003..
★ SRACR/L2525M12C	25	25	150	25	25.4	24			RCMT1204..
SRACR/L1616H10-T	16	16	100	16	16.4	20			
SRACR/L2020K10-T	20	20	125	20	20.4	20			
★ SRACR/L2525M10-T	25	25	150	25	25.4	20			
SRACR/L2020K12-T	20	20	125	20	20.4	20			
SRACR/L2525M12-T	25	25	150	25	25.4	24			

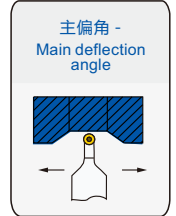
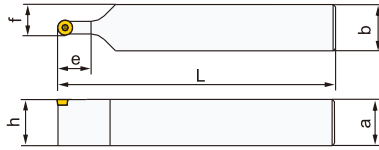
型号 Model	尺寸Size(mm)						螺钉 Screw	扳手 Wrench	刀片 Inserts
	a	b	L	h	f	e			
SRAPR/L1616H08C	16	16	100	16	16.4	16	L60 M3X8	T10	RPMT0803..
★ SRAPR/L2020K08C	20	20	125	20	20.4	16			
★ SRAPR/L2525M08C	25	25	150	25	25.4	16			
★ SRAPR/L2020K10C	20	20	125	20	20.4	20	L60 M4X10	T15	RPMT1003..
★ SRAPR/L2525M10C	25	25	150	25	25.4	20			
★ SRAPR/L3232P10C	32	32	170	32	32.4	22			
SRAPR/L2525M12C	25	25	150	25	25.4	24			

- 订货示例: 1件 SRACR 2525M08C 1件 SRACL 2525M08C * R=右手 L=左手 ● 刀片需要独订购
- "★" 号表示常备库存
- Ordering Example: 1pcs SRACR 2525M08C 1pcs SRACL 2525M08C * R=right hand L= left hand
- Inserts need to be ordered separately
- " " indicates standing stock



外圆车削刀杆 (S型) External turning tool holder (S type)

SRDC (P) ..



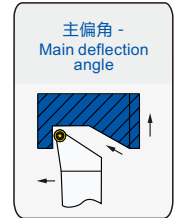
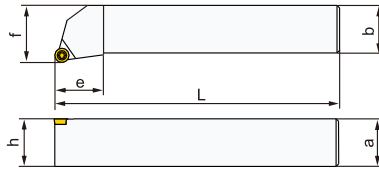
型号 Model	尺寸Size(mm)						螺钉 Screw	扳手 Wrench	刀片 Inserts
	a	b	L	h	f	e			
★ SRDCN1010F06C	10	10	80	10	8	12	L60 M2.5X6	T8	RCMX0602..
★ SRDCN1212H06C	12	12	100	12	9	12			
★ SRDCN1616H06C	16	16	100	16	11	12			
★ SRDCN2020K06C	20	20	125	20	13	16	L60 M3X8	T10	RCMX0803..
★ SRDCN2525M06C	25	25	150	25	15.5	16			
★ SRDCN1616H08C	16	16	100	16	12	16			
★ SRDCN2020K08C	20	20	125	20	14	16	L60 M3X8	T10	RCMX0803..
★ SRDCN2525M08C	25	25	150	25	16.5	16			
★ SRDCN1616H10C	16	16	100	16	12	16			
★ SRDCN2020K10C	20	20	125	20	15	20	L60 M4X10	T15	RCMX1003..
★ SRDCN2525M10C	25	25	150	25	17.5	20			
★ SRDCN2020K12C	20	20	125	20	16	24			
★ SRDCN3232P12C	32	32	170	32	22	24	L60 M4X10	T15	RCMX1204..
★ SRDCN3232P16C	32	32	170	32	24	36			
SRDCN2020K10-T	20	20	125	20	15	20			
SRDCN2525M10-T	25	25	150	25	17.5	20	L60 M5X16	T20	RCMX1606..
							L60 M3.5X10	T15	RCMT1204..

型号 Model	尺寸Size(mm)						螺钉 Screw	扳手 Wrench	刀片 Inserts
	a	b	L	h	f	e			
SRDPN1616H08C	16	16	100	16	12	16	L60 M3X8	T10	RPMT0803..
★ SRDPN2020K08C	20	20	125	20	14	16			
★ SRDPN2525M08C	25	25	150	25	16.5	16			
★ SRDPN2020K10C	20	20	125	20	15	20	L60 M4X10	T15	RPMT1003..
★ SRDPN2525M10C	25	25	150	25	17.5	20			
★ SRDPN2020K12C	20	20	125	20	16	24			
★ SRDPN2525M12C	25	25	150	25	18.5	24			RPMT1204..

- 订货示例：1件 SRDCN 2020K08C
- “★” 号表示常备库存
- Ordering Example: 1pcs SRDCN 2020K08C
- Inserts need to be ordered separately
- " " indicates standing stock
- 刀片需要独订购

外圆车削刀杆 (S型) External turning tool holder (S type)

SRGC(P)..



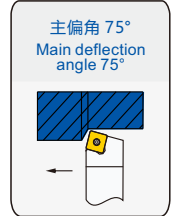
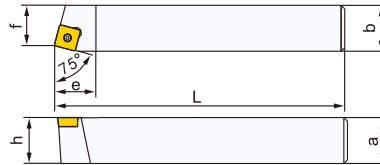
型号 Model	尺寸Size(mm)						螺钉 Screw	扳手 Wrench	刀片 Inserts
	a	b	L	h	f	e			
SRGCR/L1010F06C	10	10	80	10	12	12	L60 M2.5X6	T8	RCMX0602..
★ SRGCR/L1212H06C	12	12	100	12	16	12			
★ SRGCR/L1616H06C	16	16	100	16	20	12			
★ SRGCR/L2020K06C	20	20	125	20	25	12			
★ SRGCR/L2525M06C	25	25	150	25	32	12			
★ SRGCR/L1616H08C	16	16	100	16	20	16			
★ SRGCR/L2020K08C	20	20	125	20	25	16	L60 M3X8	T10	RCMX0803..
★ SRGCR/L2525M08C	25	25	150	25	32	16			
★ SRGCR/L1616H10C	16	16	100	16	20	16			
★ SRGCR/L2020K10C	20	20	125	20	25	20			
★ SRGCR/L2525M10C	25	25	150	25	32	20			
★ SRGCR/L2020K12C	20	20	125	20	25	24			
★ SRGCR/L2525M12C	25	25	150	25	32	24	L60 M4X10	T15	RCMX1204..
SRGCR/L1616H10-T	16	16	100	16	20	16			
SRGCR/L2020K10-T	20	20	125	20	25	20			
SRGCR/L2525M10-T	25	25	150	25	32	20	L60 M3.5X10		RCMT1003..

型号 Model	尺寸Size(mm)						螺钉 Screw	扳手 Wrench	刀片 Inserts
	a	b	L	h	f	e			
SRGPR/L1616H08C	16	16	100	16	20	16	L60 M3X8	T10	RPMT0803..
SRGPR/L2020K08C	20	20	125	20	25	16			
SRGPR/L2525M08C	25	25	150	25	32	16			
SRGPR/L2020K10C	20	20	125	20	25	20	L60 M4X10	T15	RPMT1003..
SRGPR/L2525M10C	25	25	150	25	32	20			
SRGPR/L2525M12C	25	25	150	25	32	22			

- 订货示例：1件 SRGPR 2020K10C 1件 SRGPL 2020K10C * R=右手 L=左手 ● 刀片需要独订购
- “★”号表示常备库存
- Ordering Example: 1pcs SRGPR 2020K10C 1pcs SRGPL 2020K10C * R=right hand L= left hand
- Inserts need to be ordered separately
- " " indicates standing stock

外圆车削刀杆 (S型) External turning tool holder (S type)

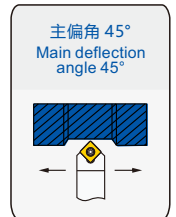

75° SSBC..



型号 Model	尺寸Size(mm)						螺钉 Screw	扳手 Wrench	刀片 Inserts
	a	b	L	h	f	e			
★ SSBCR/L1212H09C	12	12	100	12	9	16	L60 M4X10	T15	SC..09T3..
★ SSBCR/L1616H09C	16	16	100	16	13	16			
★ SSBCR/L2020K09C	20	20	125	20	17	20			
★ SSBCR/L2525M09C	25	25	150	25	22	20	L60 M5X12	T20	SC..1204..
★ SSBCR/L2020K12C	20	20	125	20	17	22			
★ SSBCR/L2525M12C	25	25	150	25	22	22			

- 订货示例: 1件 SSBCR 2020K09C 1件 SSBCL 2020K09CC * R = 右手 L = 左手 ● 刀片需要独订购
- “★”号表示常备库存
- Ordering Example: 1pcs SSBCR 2020K09C 1pcs SDA CL 2020K09C * R=right hand L= left hand
- Inserts need to be ordered separately
- " " indicates standing stock

45° SSDC..

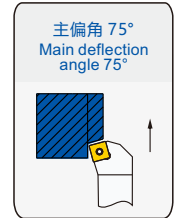
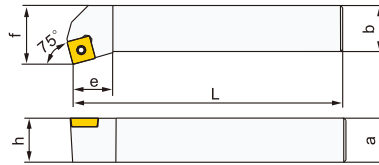


型号 Model	尺寸Size(mm)						螺钉 Screw	扳手 Wrench	刀片 Inserts
	a	b	L	h	f	e			
★ SSDCN1212H09C	12	12	100	12	6	16	L60 M4X10	T15	SC..09T3..
★ SSDCN1616H09C	16	16	100	16	8	16			
★ SSDCN2020K09C	20	20	125	20	10	20			
★ SSDCN2525M09C	25	25	150	25	12.5	20	L60 M5X12	T20	SC..1204..
★ SSDCN2525M12C	25	25	150	25	12.5	22			

- 订货示例: 1件 SSDCN 2020K09C ● 刀片需要独订购
- “★”号表示常备库存
- Ordering Example: 1pcs SSDCN 2020K09C ● Inserts need to be ordered separately
- " " indicates standing stock

外圆车削刀杆 (S型) External turning tool holder (S type)

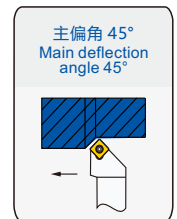
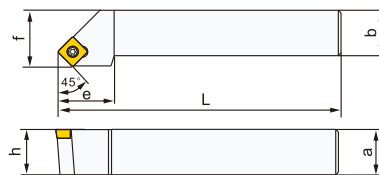
75° SSKC..



型号 Model	尺寸Size(mm)						螺钉 Screw	扳手 Wrench	刀片 Inserts
	a	b	L	h	f	e			
★ SSKCR/L1212H09C	12	12	100	12	16	16	L60 M4X10	T15	SC..09T3..
★ SSKCR/L1616H09C	16	16	100	16	20	16			
★ SSKCR/L2020K09C	20	20	125	20	25	20			
★ SSKCR/L2525M09C	25	25	150	25	32	20			
★ SSKCR/L2020K12C	20	20	125	20	25	22			
★ SSKCR/L2525M12C	25	25	150	25	32	22	L60 M5X12	T20	SC..1204..

- 订货示例: 1件 SSKCR 2020K09C 1件 SSKCL 2020K09C * R = 右手 L = 左手 ● 刀片需要独订购
- “★”号表示常备库存
- Ordering Example: 1pcs SSKCR 2020K09C 1pcs SSKCL 2020K09C * R=right hand L= left hand
- Inserts need to be ordered separately
- " " indicates standing stock

45° SSSC..

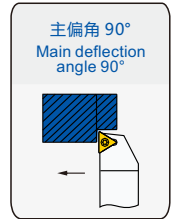
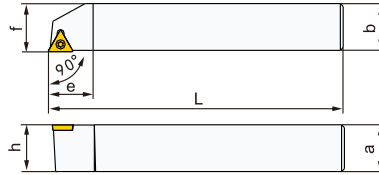


型号 Model	尺寸Size(mm)						螺钉 Screw	扳手 Wrench	刀片 Inserts
	a	b	L	h	f	e			
★ SSSCR/L1212H09C	12	12	100	12	16	16	L60 M4X10	T15	SC..09T3..
★ SSSCR/L1616H09C	16	16	100	16	20	16			
★ SSSCR/L2020K09C	20	20	125	20	25	20			
★ SSSCR/L2525M09C	25	25	150	25	32	20			
★ SSSCR/L2020K12C	20	20	125	20	25	22			
★ SSSCR/L2525M12C	25	25	150	25	32	22	L60 M5X12	T20	SC..1204..

- 订货示例: 1件 SSSCR 2020K09C 1件 SSSCL 2020K09C * R = 右手 L = 左手 ● 刀片需要独订购
- “★”号表示常备库存
- Ordering Example: 1pcs SSSCR 2020K09C 1pcs SSSCL 2020K09C * R=right hand L= left hand
- Inserts need to be ordered separately
- " " indicates standing stock

外圆车削刀杆 (S型) External turning tool holder (S type)

90° STAC(P)..

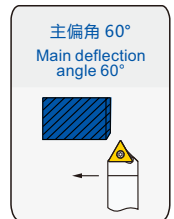
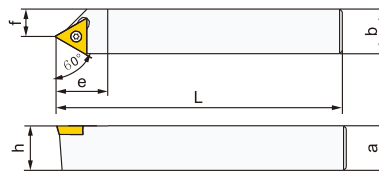


型号 Model	尺寸Size(mm)						螺钉 Screw	扳手 Wrench	刀片 Inserts
	a	b	L	h	f	e			
STACR/L0808H09C	8	8	100	8	8	12	L60 M2.2X5	T6	TC..0902..
STACR/L1010H11C	10	10	100	10	10	12			
STACR/L1212H11C	12	12	100	12	12	16	L60 M2.5X6	T8	TC..1102..
STACR/L1616H11C	16	16	100	16	16	16			

型号 Model	尺寸(mm)						螺钉 Screw	扳手 Wrench	刀片 Inserts
	a	b	L	h	f	e			
STAPR/L0808H09C	8	8	100	8	8	12	L60 M2.2X5	T6	TP..0902..
STAPR/L1010H11C	10	10	100	10	10	12			
STAPR/L1212H11C	12	12	100	12	12	16	L60 M2.5X6	T8	TP..1102..
STAPR/L1616H11C	16	16	100	16	16	16			

- 订货示例: 1件 STACR 1616H11C 1件 STACL 1616H11C * R = 右手 L = 左手 ● 刀片需要独订购
- “★”号表示常备库存
- Ordering Example: 1pcs STACR 1616H11C 1pcs STACL 1616H11C * R=right hand L= left hand
- Inserts need to be ordered separately
- " " indicates standing stock

60° STEC..

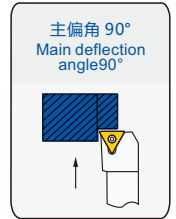
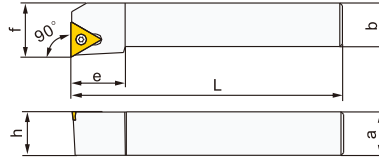


型号 Model	尺寸Size(mm)						螺钉 Screw	扳手 Wrench	刀片 Inserts
	a	b	L	h	f	e			
STECR/L1616H11C	16	16	100	16	10.5	16	L60 M2.5X6	T8	TC..1102..
STECR/L2020K11C	20	20	125	20	14.5	20			
STECR/L2020K16C	20	20	125	20	12.5	20	L60 M4X10	T15	TC..1604..
STECR/L2525M16C	25	25	150	25	17	25			

- 订货示例: 1件 STECR 2020K16C 1件 STECL 2020K16C * R = 右手 L = 左手 ● 刀片需要独订购
- “★”号表示常备库存
- Ordering Example: 1pcs STECR 2020K16C 1pcs STECL 2020K16C * R=right hand L= left hand
- Inserts need to be ordered separately
- " " indicates standing stock

外圆车削刀杆 (S型) External turning tool holder (S type)

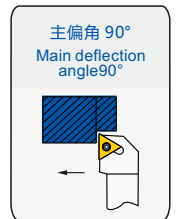
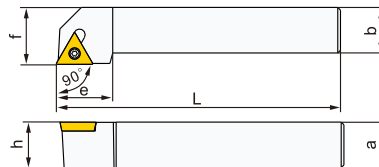
90° STFC..



型号 Model	尺寸Size(mm)						螺钉 Screw	扳手 Wrench	刀片 Inserts
	a	b	L	h	f	e			
★ STFCR/L1010F09C	10	10	80	10	12	12	L60 M2.2X5	T6	TC..0902..
★ STFCR/L1212H09C	12	12	100	12	16	12			
★ STFCR/L1212H11C	12	12	100	12	16	16			
★ STFCR/L1616H11C	16	16	100	16	20	16	L60 M2.5X6	T8	TC..1102..
★ STFCR/L2020K11C	20	20	125	20	25	20			
★ STFCR/L2525M11C	25	25	150	25	32	20	L60 M4X10	T15	TC..1604..
★ STFCR/L1616H16C	16	16	100	16	20	20			
★ STFCR/L2020K16C	20	20	125	20	25	25			
★ STFCR/L2525M16C	25	25	150	25	32	25			

- 订货示例: 1件 STFCR 2020K16C 1件 STFCL 2020K16C * R = 右手 L = 左手 ● 刀片需要独订购
- “★”号表示常备库存
- Ordering Example: 1pcs STFCR 2020K16C 1pcs STFCL 2020K16C * R=right hand L= left hand
- Inserts need to be ordered separately
- " " indicates standing stock

90° STGC..

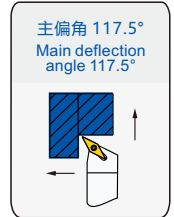
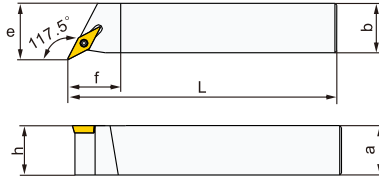


型号 Model	尺寸Size(mm)						螺钉 Screw	扳手 Wrench	刀片 Inserts
	a	b	L	h	f	e			
STGCR/L0808F09C	8	8	80	8	10	12	L60 M2.2X5	T6	TC..0902..
★ STGCR/L1010F09C	10	10	80	10	12	12			
STGCR/L1212H09C	12	12	100	12	16	12			
★ STGCR/L1212H11C	12	12	100	12	16	16	L60 M2.5X6	T8	TC..1102..
★ STGCR/L1616H11C	16	16	100	16	20	16			
★ STGCR/L2020K11C	20	20	125	20	25	20	L60 M4X10	T16	TC..1604..
★ STGCR/L2525M11C	25	25	150	25	32	20			
★ STGCR/L1616H16C	16	16	100	16	20	20			
★ STGCR/L2020K16C	20	20	125	20	25	25			
★ STGCR/L2525M16C	25	25	150	25	32	25			

- 订货示例: 1件 STGCR 2020K16C 1件 STGCL 2020K16C * R = 右手 L = 左手 ● 刀片需要独订购
- “★”号表示常备库存
- Ordering Example: 1pcs STGCR 2020K16C 1pcs STGCL 2020K16C * R=right hand L= left hand
- Inserts need to be ordered separately
- " " indicates standing stock

外圆车削刀杆 (S型) External turning tool holder (S type)

117.5° SVQB(C)..



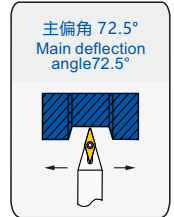
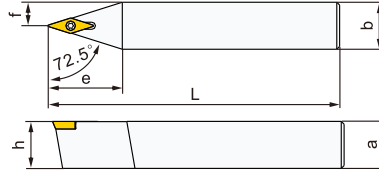
型号 Model	尺寸Size(mm)						螺钉 Screw	扳手 Wrench	刀片 Inserts
	a	b	L	h	f	e			
★ SVQBR/L1616H11C	16	16	100	16	20	32	L60 M2.5X6	T8	VB..1103..
★ SVQBR/L1616H16C	16	16	100	16	20	35			
★ SVQBR/L2020K16C	20	20	125	20	25	35	L60 M4X10	T15	VB..1604..
★ SVQBR/L2525M16C	25	25	150	25	32	35			
SVQBR/L3232P16C	32	32	170	32	40	35			

型号 Model	尺寸Size(mm)						螺钉 Screw	扳手 Wrench	刀片 Inserts
	a	b	L	h	f	e			
★ SVQCR/L1616H11C	16	16	100	16	20	32	L60 M2.5X6	T8	VC..1103..
SVQCR/L2020K11C	20	20	125	20	25	32			
★ SVQCR/L1616H16C	16	16	100	16	20	35	L60 M4X10	T15	VC..1604..
★ SVQCR/L2020K16C	20	20	125	20	25	35			
★ SVQCR/L2525M16C	25	25	150	25	32	35			
SVQCR/L3232P16C	32	32	170	32	40	35			

- 订货示例：1件 SVQBR 2020K16C 1件 SVQBL 2020K16C * R = 右手 L = 左手 ● 刀片需要独订购
- “★” 号表示常备库存
- Ordering Example: 1pcs SVQBR 2020K16C 1pcs SVQBL 2020K16C * R=right hand L= left hand
- Inserts need to be ordered separately
- " " indicates standing stock

外圆车削刀杆 (S型) External turning tool holder (S type)

72.5° SVVB(C)..



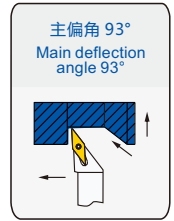
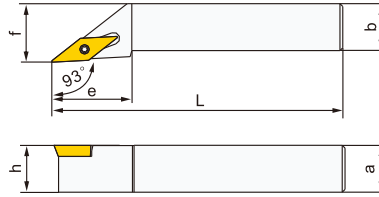
型号 Model	尺寸Size(mm)						螺钉 Screw	扳手 Wrench	刀片 Inserts
	a	b	L	h	f	e			
★ SVVBN1212H11C	12	12	100	12	6	25	L60 M2.5X6	T8	VB..1103..
★ SVVBN1616H11C	16	16	100	16	8	25			
★ SVVBN2020K11C	20	20	125	20	10	25			
★ SVVBN2525M11C	25	25	150	25	12.5	35	L60 M4X10	T15	VB..1604..
★ SVVBN1616H16C	16	16	100	16	8	35			
★ SVVBN2020K16C	20	20	125	20	10	35			
★ SVVBN2525M16C	25	25	150	25	12.5	35			

型号 Model	尺寸Size(mm)						螺钉 Screw	扳手 Wrench	刀片 Inserts
	a	b	L	h	f	e			
★ SVVCN1212H11C	12	12	100	12	16	25	L60 M2.5X6	T8	VC..1103..
★ SVVCN1616H11C	16	16	100	16	20	25			
★ SVVCN2020K11C	20	20	125	20	25	25			
★ SVVCN2525M11C	25	25	150	25	32	35	L60 M4X10	T15	VC..1604..
★ SVVCN1616H16C	16	16	100	16	20	35			
★ SVVCN2020K16C	20	20	125	20	25	35			
★ SVVCN2525M16C	25	25	150	25	32	35			

- 订货示例：1件 SVVBN 2020K16C ● 刀片需要独订购
- “★”号表示常备库存
- Ordering Example: 1pcs SVVBN 2020K16C * R=right hand L= left hand
- Inserts need to be ordered separately
- " " indicates standing stock

外圆车削刀杆 (S型) External turning tool holder (S type)

93° SVJB(C)..

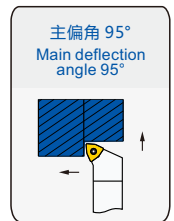
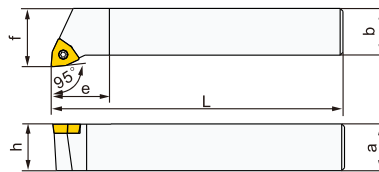


型号 Model	尺寸Size(mm)						螺钉 Screw	扳手 Wrench	刀片 Inserts
	a	b	L	h	f	e			
★ SVJBR/L1212H11C	12	12	100	12	16	25	L60 M2.5X6	T8	VB..1103..
★ SVJBR/L1616H11C	16	16	100	16	20	25			
★ SVJBR/L2020K11C	20	20	125	20	25	25			
★ SVJBR/L2525M11C	25	25	150	25	32	35	L60 M4X10	T15	VB..1604..
★ SVJBR/L1616H16C	16	16	100	16	20	35			
★ SVJBR/L2020K16C	20	20	125	20	25	35			
★ SVJBR/L2525M16C	25	25	150	25	32	35			

型号 Model	尺寸Size(mm)						螺钉 Screw	扳手 Wrench	刀片 Inserts
	a	b	L	h	f	e			
★ SVJCR/L1212H11C	12	12	100	12	16	25	L60 M2.5X6	T8	VC..1103..
★ SVJCR/L1616H11C	16	16	100	16	20	25			
★ SVJCR/L2020K11C	20	20	125	20	25	25			
★ SVJCR/L2525M11C	25	25	150	25	32	35	L60 M4X10	T15	VC..1604..
★ SVJCR/L1616H16C	16	16	100	16	20	35			
★ SVJCR/L2020K16C	20	20	125	20	25	35			
★ SVJCR/L2525M16C	25	25	150	25	32	35			

- 订货示例：1件 SVJBR 2020K16C 1件 SVJBL 2020K16C * R = 右手 L = 左手 ● 刀片需要独订购
- “★”号表示常备库存
- Ordering Example: 1pcs SVJBR 2020K16C 1pcs SVJBL 2020K16C * R=right hand L= left hand
- Inserts need to be ordered separately
- " " indicates standing stock

95° SWLC..



型号 Model	尺寸Size(mm)						螺钉 Screw	扳手 Wrench	刀片 Inserts
	a	b	L	h	f	e			
SWLCR/L1212F04C	12	12	80	12	16	15	L60 M2.5X6	T8	WC..0402..
SWLCR/L1212H06C	12	12	100	12	16	15			
★ SWLCR/L1616H06C	16	16	100	16	20	15	L60 M4X10	T15	WC..06T3..
★ SWLCR/L2020K06C	20	20	125	20	25	15			
★ SWLCR/L2525M06C	25	25	150	25	32	20			

- 订货示例：1件 SWLCR 2020K16C 1件 SWLCL 2020K16C * R = 右手 L = 左手 ● 刀片需要独订购
- “★”号表示常备库存
- Ordering Example: 1pcs SWLCR 2020K16C 1pcs SWLCL 2020K16C * R=right hand L= left hand ● Inserts need to be ordered separately
- " " indicates standing stock

内孔车削

INTERNAL TURNING

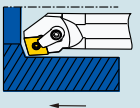
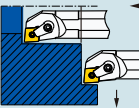
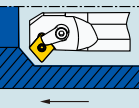
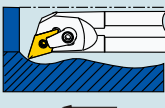
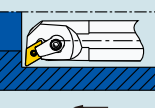
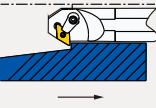
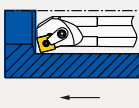
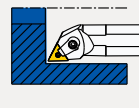
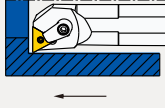
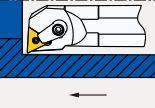
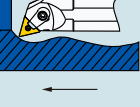
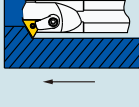
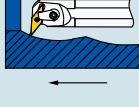


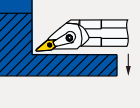
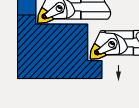
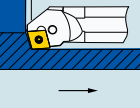
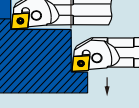
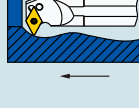
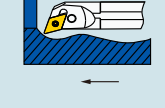
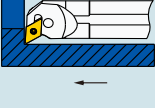
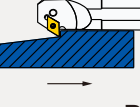
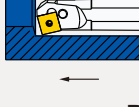
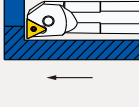
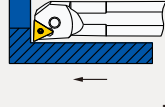

降本增效， 翰琛数控助您轻松达成

Improving efficiency, reducing costs, you can easily achieve with our assistance.



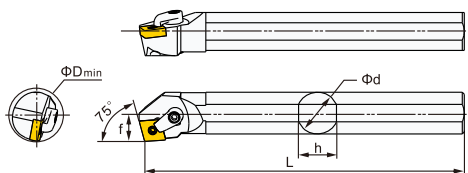
M型及P型刀具型号及加工形式

M-type, P-type tool holder type and processing forms

<p>75° MCKNR/L</p>  <p>P63</p>	<p>95° MCLNR/L</p>  <p>P63</p>	<p>50° MCWCR/L</p>  <p>P64</p>	<p>107.5° MDQNR/L</p>  <p>P64</p>	<p>93° MDUNR/L</p>  <p>P65</p>
<p>93° MDZNR/L</p>  <p>P65</p>	<p>75° MSKNR/L</p>  <p>P66</p>	<p>93° MTJNR/L</p>  <p>P66</p>	<p>90° MTFNR/L</p>  <p>P67</p>	<p>93° MTUNR/L</p>  <p>P67</p>
<p>105° MTQNR/L</p>  <p>P68</p>	<p>60° MTWNR/L</p>  <p>P68</p>	<p>93° MVUNR/L</p>  <p>P69</p>	<p>117.5° MVQNR/L</p>  <p>P69</p>	<p>72.5° MVWNR/L</p>  <p>P70</p>
<p>96° MVXNR/L</p>  <p>P70</p>	<p>95° MWLNR/L</p>  <p>P71</p>			
<p>75° PCKNR/L</p>  <p>P72</p>	<p>95° PCLNR/L</p>  <p>P72</p>	<p>62.5° PDNNR/L</p>  <p>P73</p>	<p>107.5° PDQNR/L</p>  <p>P73</p>	<p>93° PDUNR/L</p>  <p>P74</p>
<p>93° PDZNR/L</p>  <p>P74</p>	<p>75° PSKNR/L</p>  <p>P75</p>	<p>90° PTFNR/L</p>  <p>P75</p>	<p>93° PTUNR/L</p>  <p>P76</p>	<p>95° PWLNR/L</p>  <p>P76</p>

内孔车削刀杆 (M型) Internal turning tool holder(M type)

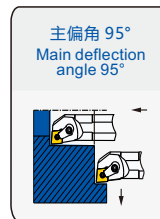
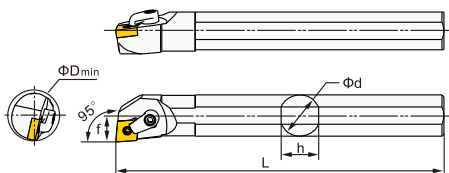
75° S..MCKN..



型号 Model	尺寸Size(mm)					双头螺栓 Stud bolts	刀垫 Shim	销钉 Pin	压板 Pressure plate	扳手 Wrench	刀片 Inserts
	d	f	L	h	D _{min}						
★ S20R-MCKNR/L12D	20	13	200	19	26	MS520	-	MLP44	MC515	S2.5	CN..1204..
★ S25S-MCKNR/L12D	25	16	250	24	32	MS625	C12BM	MLP46	MC620	S3	
★ S32T-MCKNR/L12D	32	22	300	30	40						
★ S40U-MCKNR/L12D	40	26	350	38	50						
★ S50V-MCKNR/L12D	50	32	400	48	60						
S50V-MCKNR/L16D	50	32	400	48	60	MS628	C16BM	MLP58	MC622		CN..1606..

- 订货示例: 1件 S20R-MCKNR12D 1件 S20R-MCKNL12D * R = 右手 L = 左手 ● 刀片需要单独订购
- “★”号表示常备库存
- Ordering Example: 1pcs S20R-MCKNR12D 1pcs S20R-MCKNL12D * R=right hand L= left hand
- Inserts need to be ordered separately
- " " indicates standing stock

95° S..MCLN..

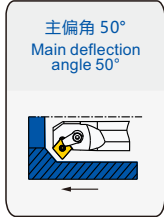
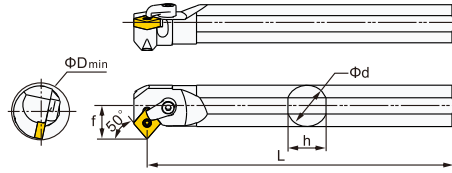


型号 Model	尺寸Size(mm)					双头螺栓 Stud bolts	刀垫 Shim	销钉 Pin	压板 Pressure plate	扳手 Wrench	刀片 Inserts
	d	f	L	h	D _{min}						
★ S20R-MCLNR/L12D	20	12.5	200	19	26	MS520	-	MLP44	MC515	S2.5	CN..1204..
★ S25S-MCLNR/L12D	25	16	250	24	32	MS625	C12BM	MLP46	MC620	S3	
★ S32T-MCLNR/L12D	32	21	300	30	40						
★ S40U-MCLNR/L12D	40	26	350	38	50						
★ S50V-MCLNR/L12D	50	31	400	48	60						
★ S50V-MCLNR/L16D	50	31	400	48	60	MS628	C16BM	MLP58	MC622		CN..1606..

- 订货示例: 1件 S20R-MCLNR12D 1件 S20R-MCLNL12D * R = 右手 L = 左手 ● 刀片需要单独订购
- “★”号表示常备库存
- Ordering Example: 1pcs S20R-MCLNR12D 1pcs S20R-MCLNL12D * R=right hand L= left hand
- Inserts need to be ordered separately
- " " indicates standing stock

内孔车削刀杆 (M型) Internal turning tool holder(M type)

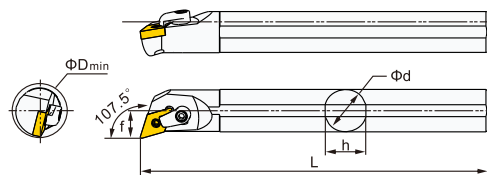
50° S..MCWN..



型号 Model	尺寸Size(mm)					双头螺栓 Stud bolts	刀垫 Shim	销钉 Pin	压板 Pressure plate	扳手 Wrench	刀片 Inserts
	d	f	L	h	D _{min}						
★ S20R-MCWNR/L12D	20	17	200	19	26	MS520	-	MLP44	MC515	S2.5	CN..1204..
★ S25S-MCWNR/L12D	25	19.5	250	24	32	MS625					
★ S32T-MCWNR/L12D	32	23	300	30	40						
★ S40U-MCWNR/L12D	40	27	350	38	50	MS628	C12BM	MLP46	MC620	S3	
S50V-MCWNR/L12D	50	33	400	48	60						

- 订货示例: 1件 S20R-MCWNR12D 1件 S20R-MCWNL12D * R=右手 L=左手 ● 刀片需要单独订购
- “★”号表示常备库存
- Ordering Example: 1pcs S20R-MCWNR12D 1pcs S20R-MCWNL12D * R=right hand L= left hand
- Inserts need to be ordered separately
- " " indicates standing stock

107.5° S..MDQN..



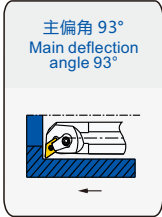
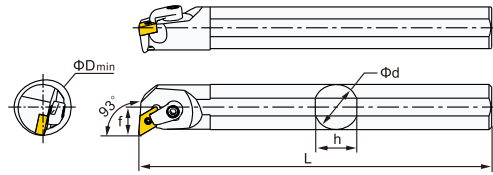
型号 Model	尺寸Size(mm)					双头螺栓 Stud bolts	刀垫 Shim	销钉 Pin	压板 Pressure plate	扳手 Wrench	刀片 Inserts
	d	f	L	h	D _{min}						
★ S20R-MDQNR/L11D	20	13	200	19	26	MS520	-	MLP33	MC515	S2	DN..1104..
★ S25S-MDQNR/L11D	25	17	250	24	32					S2.5	
★ S25S-MDQNR/L15D	25	17	250	24	32	MS625		MLP44			DN..1504..
★ S32T-MDQNR/L15D	32	22.5	300	30	42				MC620		
★ S40U-MDQNR/L15D	40	26	350	38	50	MS628	D15BM	MLP46		S3	
S50V-MDQNR/L15D	50	33	400	48	60						

- 订货示例: 1件 S20R-MDQNR11D 1件 S20R-MDQNL11D * R=右手 L=左手 ● 刀片需要单独订购
- “★”号表示常备库存
- Ordering Example: 1pcs S20R-MDQNR11D 1pcs S20R-MDQNL11D * R=right hand L= left hand
- Inserts need to be ordered separately
- " " indicates standing stock

内孔车削刀杆 (M型)

Internal turning tool holder(M type)

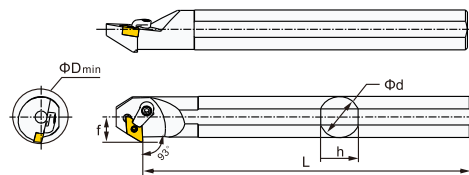
93° S..MDUN..



型号 Model	尺寸Size(mm)					双头螺栓 Stud bolts	刀垫 Shim	销钉 Pin	压板 Pressure plate	扳手 Wrench	刀片 Inserts
	d	f	L	h	D _{min}						
★ S20R-MDUNR/L11D	20	13	200	19	26	MS520		MLP33	MC515	S2	DN..1104..
★ S25S-MDUNR/L11D	25	17	250	24	32						
★ S25S-MDUNR/L15D	25	17	250	24	32	MS625		MLP44	MC620	S2.5	DN..1504..
★ S32T-MDUNR/L15D	32	22	300	30	42						
S40U-MDUNR/L15D	40	26	350	38	50	MS628	D15BM	MLP46	MC620	S3	DN..1504..
S50V-MDUNR/L15D	50	32	400	48	60						

- 订货示例：1件 S20R-MDUNR11D 1件 S20R-MDUNL11D * R = 右手 L = 左手 ● 刀片需要单独订购
- “★”号表示常备库存
- Ordering Example: 1pcs S20R-MDUNR11D 1pcs S20R-MDUNL11D * R=right hand L= left hand
- Inserts need to be ordered separately
- " " indicates standing stock

93° S..MDZN..

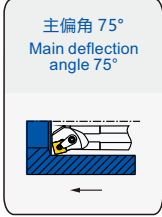
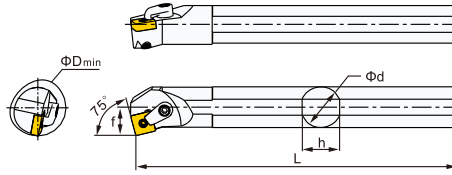


型号 Model	尺寸Size(mm)					双头螺栓 Stud bolts	刀垫 Shim	销钉 Pin	压板 Pressure plate	扳手 Wrench	刀片 Inserts
	d	f	L	h	D _{min}						
★ S32T-MDZNR/L15D	32	22	300	30	42	MS625	D15BM	MLP46	MC620	S3	DN..1504..
★ S40U-MDZNR/L15D	40	27	350	38	50						
S50V-MDZNR/L15D	50	35	400	48	60	MS628					

- 订货示例：1件 S20R-MDZNR11D 1件 S20R-MDZNL11D * R = 右手 L = 左手 ● 刀片需要单独订购
- “★”号表示常备库存
- Ordering Example: 1pcs S20R-MDZNR11D 1pcs S20R-MDZNL11D * R=right hand L= left hand
- Inserts need to be ordered separately
- " " indicates standing stock

内孔车削刀杆 (M型) Internal turning tool holder(M type)

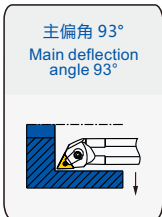
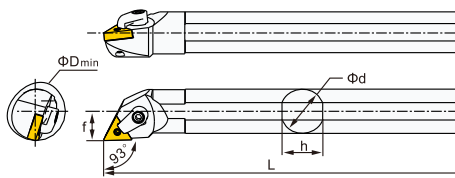
75° S..MSKN..



型号 Model	尺寸Size(mm)					双头螺栓 Stud bolts	刀垫 Shim	销钉 Pin	压板 Pressure plate	扳手 Wrench	刀片 Inserts
	d	f	L	h	D _{min}						
★ S20R-MSKNR/L12D	20	13	200	19	26	MS520	-	MLP44	MC515	S2.5	SN..1204..
★ S25S-MSKNR/L12D	25	17	250	24	32	MS620					
★ S32T-MSKNR/L12D	32	22	300	30	40	MS625	D15BM	MLP46	MC620	S3	
★ S40U-MSKNR/L12D	40	27	350	38	50						
S50V-MSKNR/L12D	50	34	400	48	60						

- 订货示例: 1件 S20R-MSKNR12D 1件 S20R-MSKNL12D * R=右手 L=左手 ● 刀片需要单独订购
- “★”号表示常备库存
- Ordering Example: 1pcs S20R-MSKNR12D 1pcs S20R-MSKNL12D * R=right hand L= left hand
- Inserts need to be ordered separately
- " " indicates standing stock

93° S..MTJN..



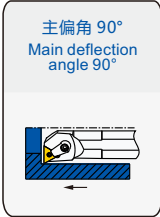
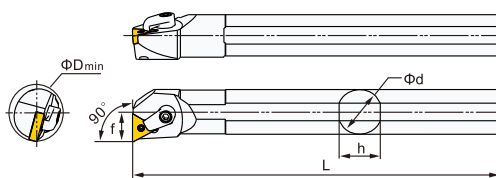
型号 Model	尺寸Size(mm)					双头螺栓 Stud bolts	刀垫 Shim	销钉 Pin	压板 Pressure plate	扳手 Wrench	刀片 Inserts
	d	f	L	h	D _{min}						
★ S20R-MTJNR/L16D	20	12.5	200	19	26	MS520	-	MLP33	MC515	S2 S2.5	TN..1604..
★ S25S-MTJNR/L16D	25	16	250	24	32	MS620					
★ S32T-MTJNR/L16D	32	22	300	30	42	MS628	D15BM	MLP46	MC620	S2 S3	
★ S40U-MTJNR/L16D	40	26	350	38	50						

- 订货示例: 1件 S20R-MTJNR16D 1件 S20R-MTJNL16D * R=右手 L=左手 ● 刀片需要单独订购
- “★”号表示常备库存
- Ordering Example: 1pcs S20R-MTJNR16D 1pcs S20R-MTJNL16D * R=right hand L= left hand
- Inserts need to be ordered separately
- " " indicates standing stock

内孔车削刀杆 (M型)

Internal turning tool holder(M type)

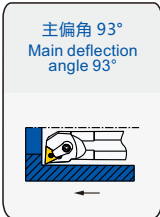
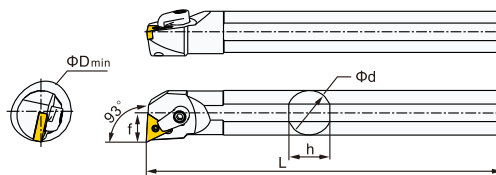
90° S..MTFN..



型号 Model	尺寸Size(mm)					双头螺栓 Stud bolts	刀垫 Shim	销钉 Pin	压板 Pressure plate	扳手 Wrench	刀片 Inserts
	d	f	L	h	D _{min}						
★ S20R-MTFNR/L16D	20	12.5	200	19	26	MS520	-	MLP33	MC515	S2,S2.5	TN..1604..
★ S25S-MTFNR/L16D	25	16	250	24	32				MS625		
★ S32T-MTFNR/L16D	32	21	300	30	42	MS628	MLP34	MC620		S2	
★ S40U-MTFNR/L16D	40	26	350	38	50				S3		
S50V-MTFNR/L16D	50	31	400	48	60		S3				
★ S40U-MTFNR/L22D	40	26	350	38	50			T22BM	MLP46	MC620	
★ S50V-MTFNR/L22D	50	31	400	48	60						

- 订货示例: 1件 S20R-MTFNR16D 1件 S20R-MTFNL16D * R=右手 L=左手 ● 刀片需要单独订购
- “★”号表示常备库存
- Ordering Example: 1pcs S20R-MTFNR16D 1pcs S20R-MTFNL16D * R=right hand L=left hand
- Inserts need to be ordered separately
- " " indicates standing stock

93° S..MTUN..



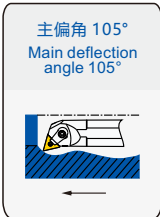
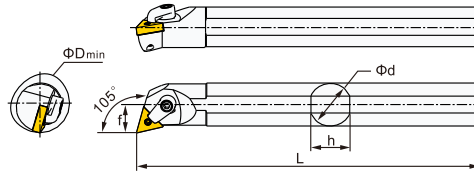
型号 Model	尺寸Size(mm)					双头螺栓 Stud bolts	刀垫 Shim	销钉 Pin	压板 Pressure plate	扳手 Wrench	刀片 Inserts
	d	f	L	h	D _{min}						
★ S20R-MTUNR/L16D	20	12.5	200	19	26	MS520	-	MLP33	MC515	S2,S2.5	TN..1604..
★ S25S-MTUNR/L16D	25	16	250	24	32				MS625		
★ S32T-MTUNR/L16D	32	21	300	30	42	MS628	MLP34	Mc620		S2	
★ S40U-MTUNR/L16D	40	26	350	38	50				S3		
★ S50V-MTUNR/L16D	50	31	400	48	60		S3				
★ S40U-MTUNR/L22D	40	26	350	38	50			T22BM	MLP46	MC620	
S50V-MTUNR/L22D	50	31	400	48	60						

- 订货示例: 1件 S20R-MTUNR16D 1件 S20R-MTUNL16D * R=右手 L=左手 ● 刀片需要单独订购
- “★”号表示常备库存
- Ordering Example: 1pcs S20R-MTUNR16D 1pcs S20R-MTUNL16D * R=right hand L=left hand
- Inserts need to be ordered separately
- " " indicates standing stock



内孔车削刀杆 (M型) Internal turning tool holder(M type)

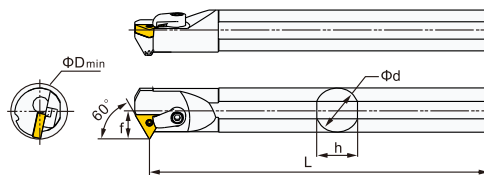
105° S..MTQN..



型号 Model	尺寸Size(mm)					双头螺栓 Stud bolts	刀垫 Shim	销钉 Pin	压板 Pressure plate	扳手 Wrench	刀片 Inserts
	d	f	L	h	D _{min}						
★ S20R-MTQNR/L16D	20	12.5	200	19	26	MS520	-	MLP33	MC515	S2,S2.5	TN..1604..
★ S25S-MTQNR/L16D	25	16	250	24	32	MS625			MC625		
★ S32T-MTQNR/L16D	32	21	300	30	42					S2	
★ S40U-MTQNR/L16D	40	26	350	38	50	MS628	T16BM	MLP34	Mc620	S3	
S50V-MTQNR/L16D	50	31	400	48	60						

- 订货示例: 1件 S20R-MTFNR16D 1件 S20R-MTFNL16D * R = 右手 L = 左手 ● 刀片需要单独订购
- “★”号表示常备库存
- Ordering Example: 1pcs S20R-MTFNR16D 1pcs S20R-MTFNL16D * R=right hand L= left hand
- Inserts need to be ordered separately
- " " indicates standing stock

60° S..MTWN..

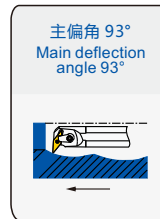
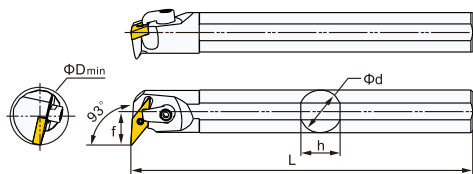


型号 Model	尺寸Size(mm)					双头螺栓 Stud bolts	刀垫 Shim	销钉 Pin	压板 Pressure plate	扳手 Wrench	刀片 Inserts
	d	f	L	h	D _{min}						
★ S20R-MTWNR/L16D	20	14	200	19	27	MS520	-	MLP33	MC515	S2,S2.5	TN..1604..
★ S25S-MTWNR/L16D	25	16.5	250	24	32	MS625					
★ S32T-MTWNR/L16D	32	20	300	30	39				MC620	S2	
★ S40U-MTWNR/L16D	40	24	350	38	50	MS628	T16BM	MLP34		S3	
S50V-MTWNR/L16D	50	29	400	48	57						

- 订货示例: 1件 S20R-MTWNR16D 1件 S20R-MTWNL16D * R = 右手 L = 左手 ● 刀片需要单独订购
- “★”号表示常备库存
- Ordering Example: 1pcs S20R-MTWNR16D 1pcs S20R-MTWNL16D * R=right hand L= left hand
- Inserts need to be ordered separately
- " " indicates standing stock

内孔车削刀杆 (M型) Internal turning tool holder(M type)

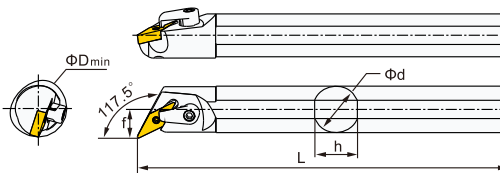
93° S..MVUN..



型号 Model	尺寸Size(mm)					双头螺栓 Stud bolts	刀垫 Shim	销钉 Pin	压板 Pressure plate	扳手 Wrench	刀片 Inserts
	d	f	L	h	D _{min}						
★ S25S-MVUNR/L16D	25	20	250	24	36	MS625	-	MLP33	MC620	S2 S3	VN..1604..
★ S32T-MVUNR/L16D	32	22	300	30	42		V16BM	MLP34			
★ S40U-MVUNR/L16D	40	27	350	38	50	MS628	V16BM	MLP34	MC620	S2 S3	VN..1604..
S50V-MVUNR/L16D	50	32	400	48	63						

- 订货示例: 1件 S25R-MVUNR16D 1件 S25R-MVUNL16D * R = 右手 L = 左手 ● 刀片需要单独订购
- “★”号表示常备库存
- Ordering Example: 1pcs S25R-MVUNR16D 1pcs S25R-MVUNL16D * R=right hand L= left hand
- Inserts need to be ordered separately
- " " indicates standing stock

117.5° S..MVQN..



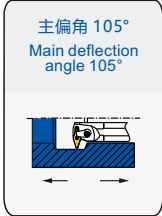
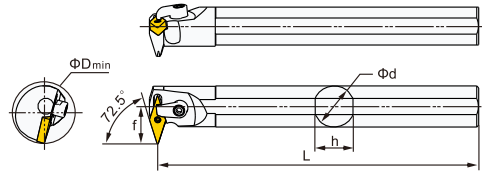
型号 Model	尺寸Size(mm)					双头螺栓 Stud bolts	刀垫 Shim	销钉 Pin	压板 Pressure plate	扳手 Wrench	刀片 Inserts
	d	f	L	h	D _{min}						
★ S25S-MVQNR/L16D	25	17	250	24	36	MS625	-	MLP33	MC622	S2 S3	VN..1604..
★ S32T-MVQNR/L16D	32	23	300	30	42		V16BM	MLP34	MC624		
★ S40U-MVQNR/L16D	40	27	350	38	50	MS628	V16BM	MLP34	MC624	S2 S3	VN..1604..
★ S50V-MVQNR/L16D	50	33	400	48	63						

- 订货示例: 1件 S25R-MVQNR16D 1件 S25R-MVQNL16D * R = 右手 L = 左手 ● 刀片需要单独订购
- “★”号表示常备库存
- Ordering Example: 1pcs S25R-MVQNR16D 1pcs S25R-MVQNL16D * R=right hand L= left hand
- Inserts need to be ordered separately
- " " indicates standing stock



内孔车削刀杆 (M型) Internal turning tool holder(M type)

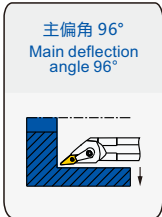
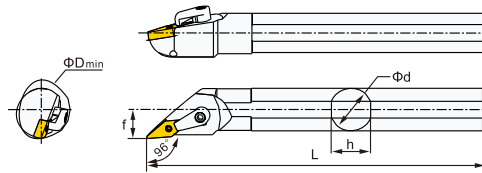
92.5° S..MVWN..



型号 Model	尺寸Size(mm)					双头螺栓 Stud bolts	刀垫 Shim	销钉 Pin	压板 Pressure plate	扳手 Wrench	刀片 Inserts
	d	f	L	h	D _{min}						
★ S25S-MVWNR/L16D	25	23	250	24	36	MS625	V16BM	MLP34	MC620	S2 S3	VN..1604..
★ S32T-MVWNR/L16D	32	27	300	30	42						

- 订货示例: 1件 S25R-MVWNR16D 1件 S25R-MVWNL16D * R = 右手 L = 左手 ● 刀片需要单独订购
- “★”号表示常备库存
- Ordering Example: 1pcs S25R-MVQNR16D 1pcs S25R-MVQNL16D * R=right hand L= left hand
- Inserts need to be ordered separately
- " " indicates standing stock

96° S..MVXN..

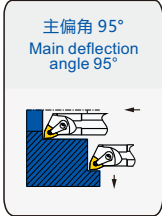
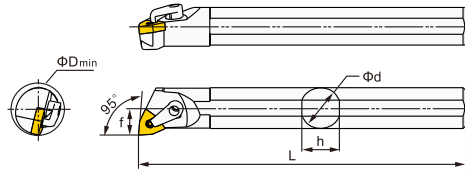


型号 Model	尺寸Size(mm)					双头螺栓 Stud bolts	刀垫 Shim	销钉 Pin	压板 Pressure plate	扳手 Wrench	刀片 Inserts
	d	f	L	h	D _{min}						
★ S20R-MVXNR/L16D	20	14	200	19	27	MS520	-	MLP33	MC515	S2,S2.5	VN..1604..
★ S25S-MVXNR/L16D	25	17	250	24	32	MS625					
★ S32T-MVXNR/L16D	32	13	300	30	42	MS628	V16BM	MLP34	MC620	S2 S3	
S40U-MVXNR/L16D	40	27	350	38	50						
S50V-MVXNR/L16D	50	31	400	48	60						

- 订货示例: 1件 S25R-MVQNR16D 1件 S25R-MVQNL16D * R = 右手 L = 左手 ● 刀片需要单独订购
- “★”号表示常备库存
- Ordering Example: 1pcs S25R-MVQNR16D 1pcs S25R-MVQNL16D * R=right hand L= left hand
- Inserts need to be ordered separately
- " " indicates standing stock

内孔车削刀杆 (M型) Internal turning tool holder(M type)

95° S..MWLN..

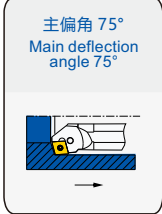
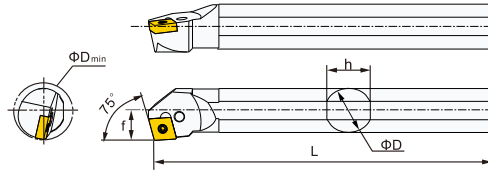


型号 Model	尺寸Size(mm)					双头螺栓 Stud bolts	刀垫 Shim	销钉 Pin	压板 Pressure plate	扳手 Wrench	刀片 Inserts
	d	f	L	h	D _{min}						
★ S16Q-MWLN/L06D	16	10	180	15	20	MS516		MLP33	MC515	S2 S2.5	WN..0604..
★ S20R-MWLN/L06D	20	12	200	19	25	MS620					
★ S25S-MWLN/L06D	25	15	250	2	32	MS625		MLP44	MC620	S3,S2.5	WN..0804..
★ S20R-MWLN/L08D	20	12.5	200	9	25						
★ S25S-MWLN/L08D	25	16	250	24	32	MS628	W08BM	MLP46	MC620	S3	WN..0804..
★ S32T-MWLN/L08D	32	21	300	30	42						
★ S40U-MWLN/L08D	40	26	350	38	50						
★ S50V-MWLN/L08D	50	31	400	48	60						

- 订货示例：1件 S20R-MWLN/L08D 1件 S20R-MWLN/L08D * R = 右手 L = 左手 ● 刀片需要单独订购
- “★”号表示常备库存
- Ordering Example: 1pcs S20R-MWLN/L08D 1pcs S20R-MWLN/L08D * R=right hand L= left hand
- Inserts need to be ordered separately
- " " indicates standing stock

内孔车削刀杆 (P型) Internal turning tool holder(P type)

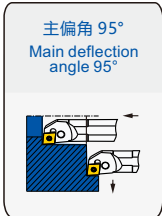
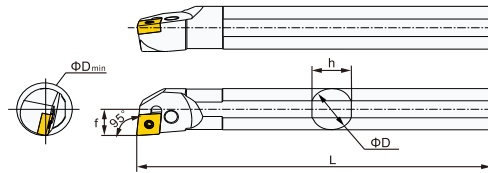
75° S..PCKN..



型号 Model	尺寸Size(mm)					杠杆螺钉 Lever screw	刀垫 Shim	杠杆 Lever	档销 Stop pin	板手 Wrench	刀片 Inserts
	d	f	L	h	D _{min}						
S25S-PCKNR/L12D	25	17	250	23	32	MCS614	-	LA4	-	S2.5	CN..1204..
★ S32T-PCKNR/L12D	32	22	300	30	40	MCS821	C12BP	L4	SP4	S3	
S40U-PCKNR/L12D	40	27	350	37	50						

- 订货示例: 1件 S25S-PCKNR12D 1件 S25S-PCKNL12D * R = 右手 L = 左手 ● 刀片需要单独订购
- “★”号表示常备库存
- Ordering Example: 1pcs S25S-PCKNR12D 1pcs S25S-PCKNL12D * R=right hand L= left hand
- Inserts need to be ordered separately
- " " indicates standing stock

95° S..PCLN..

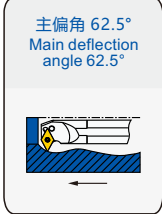
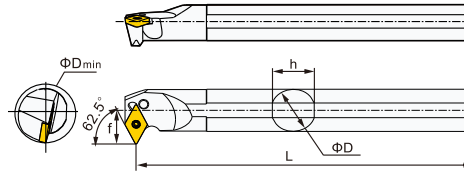


型号 Model	尺寸Size(mm)					杠杆螺钉 Lever screw	刀垫 Shim	杠杆 Lever	档销 Stop pin	板手 Wrench	刀片 Inserts
	d	f	L	h	D _{min}						
★ S16M-PCLNR/L09D	16	10	150	15	20	MCS509	-	L3C	-	S2	CN..0903..
★ S16R-PCLNR/L09D	16	10	200	15	20						
★ S20Q-PCLNR/L09D	20	13	180	19	25						
★ S20S-PCLNR/L09D	20	13	250	19	25	MCS512	-	-	-	-	-
★ S25Q-PCLNR/L09D	25	17	180	24	32						
★ S25T-PCLNR/L09D	25	17	300	24	32	MCS614	-	L4A	-	S2.5	-
★ S25Q-PCLNR/L12D	25	17	180	24	32						
★ S25T-PCLNR/L12D	25	17	300	24	32	MCS821	C12BP	L4	SP4	S3	CN..1204..
★ S32R-PCLNR/L12D	32	22	200	30	40						
★ S32U-PCLNR/L12D	32	22	350	30	40						
★ S40S-PCLNR/L12D	40	27	250	38	50	MCS614	C16BP	L5	SP5	-	CN..1606..
★ S40V-PCLNR/L12D	40	27	400	38	50						
S50S-PCLNR/L12D	50	35	250	48	63						
S50W-PCLNR/L12D	50	35	450	48	63						
S50W-PCLNR/L16D	50	35	450	48	63						

- 订货示例: 1件 S20S-PCLNR12D 1件 S20S-PCLNL12D * R = 右手 L = 左手 ● 刀片需要单独订购
- “★”号表示常备库存
- Ordering Example: 1pcs S20S-PCLNR12D 1pcs S20S-PCLNL12D * R=right hand L= left hand
- Inserts need to be ordered separately
- " " indicates standing stock

内孔车削刀杆 (P型) Internal turning tool holder(P type)

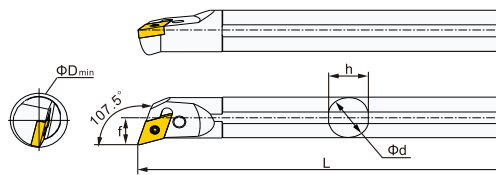
62.5° S..PDPN..



型号 Model	尺寸Size(mm)					杠杆螺钉 Lever screw	刀垫 Shim	杠杆 Lever	档销 Stop pin	板手 Wrench	刀片 Inserts
	d	f	L	h	D _{min}						
S32T-PDPNR/L1504D	32	22	300	30	40	MCS821	D15BP	L4	SP4	S3	DN..1504..
S40U-PDPNR/L1504D	40	27	350	37	50			L4B			DN..1506..
S32T-PDPNR/L15D	32	22	300	30	40						
S40U-PDPNR/L15D	40	27	350	37	50						

- 订货示例: 1件 S32T-PDPNR15D 1件 S32T-PDPNL15D * R = 右手 L = 左手 ● 刀片需要单独订购
- “★”号表示常备库存
- Ordering Example: 1pcs S32T-PDPNR15D 1pcs S32T-PDPNL15D * R=right hand L= left hand
- Inserts need to be ordered separately
- " " indicates standing stock

107.5° S..PDQN..

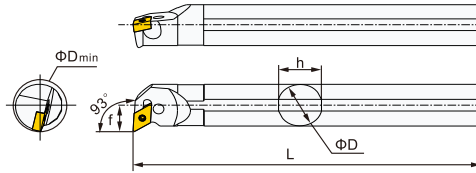


型号 Model	尺寸Size(mm)					杠杆螺钉 Lever screw	刀垫 Shim	杠杆 Lever	档销 Stop pin	板手 Wrench	刀片 Inserts
	d	f	L	h	D _{min}						
S20R-PDQNR/L11D	20	13	200	18	25	MCS512	-	L3D	-	S2	DN..1104..
S25S-PDQNR/L11D	25	17	250	23	32			L4			DN..1504..
S32T-PDQNR/L1504D	32	23	300	30	42	MCS821	D15BP	L4	SP4	S3	DN..1504..
S40U-PDQNR/L1504D	40	27	350	37	50			L4B			DN..1506..
S32T-PDQNR/L15D	32	23	300	30	42						
S40U-PDQNR/L15D	40	27	350	37	50						

- 订货示例: 1件 S32T-PDQNR15D 1件 S32T-PDQNL15D * R = 右手 L = 左手 ● 刀片需要单独订购
- “★”号表示常备库存
- Ordering Example: 1pcs S32T-PDQNR15D 1pcs S32T-PDQNL15D * R=right hand L= left hand
- Inserts need to be ordered separately
- " " indicates standing stock

内孔车削刀杆 (P型) Internal turning tool holder(P type)

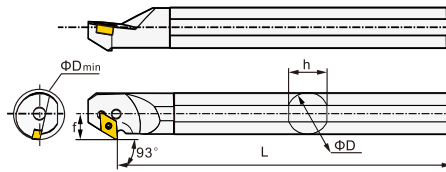
93° S..PDUN..



型号 Model	尺寸Size(mm)					杠杆螺钉 Lever screw	刀垫 Shim	杠杆 Lever	档销 Stop pin	扳手 Wrench	刀片 Inserts
	d	f	L	h	D _{min}						
★ S20Q-PDUNR/L11D	20	13	180	18	25	MCS512	-	L3D	-	S2	DN..1104..
★ S20S-PDUNR/L11D	20	13	250	18	25						
★ S25Q-PDUNR/L11D	25	17	180	23	32						
★ S25T-PDUNR/L11D	25	17	300	23	32	MCS821	D15BP	L4	SP4	S3	DN..1504..
★ S32R-PDUNR/L1504D	32	22	200	30	40						
★ S32U-PDUNR/L1504D	32	22	350	30	40						
★ S40S-PDUNR/L1504D	40	27	250	37	50						
★ S40V-PDUNR/L1504D	40	27	400	37	50			L4B	DN..1506..		
S32R-PDUNR/L15D	32	22	200	30	40						
S32U-PDUNR/L15D	32	22	350	30	40						
S40S-PDUNR/L15D	40	27	250	37	50						
S40V-PDUNR/L15D	40	27	400	37	50						

- 订货示例: 1件 S25T-PDUNR11D 1件 S25T-PDUNL11D * R = 右手 L = 左手 ● 刀片需要单独订购
- “★”号表示常备库存
- Ordering Example: 1pcs S25T-PDUNR11D 1pcs S25T-PDUNL11D * R=right hand L= left hand
- Inserts need to be ordered separately
- " " indicates standing stock

93° S..PDZN..

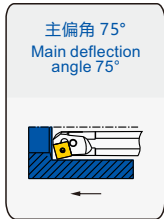
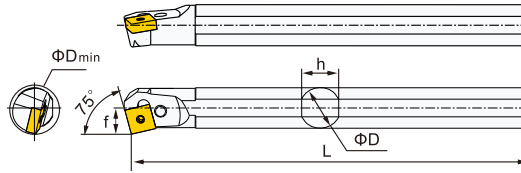


型号 Model	尺寸Size(mm)					杠杆螺钉 Lever screw	刀垫 Shim	杠杆 Lever	档销 Stop pin	扳手 Wrench	刀片 Inserts
	d	f	L	h	D _{min}						
S32T-PDZNR/L1504D	32	22	300	30	40	MCS821	D15BP	L4	SP4	S3	DN..1504..
S40U-PDZNR/L1504D	40	27	350	37	50						
S32T-PDZNR/L15D	32	22	300	30	40			L4B			DN..1506..
S40U-PDZNR/L15D	40	27	350	37	50						

- 订货示例: 1件 S32T-PDZNR15D 1件 S32T-PDZNL15D * R = 右手 L = 左手 ● 刀片需要单独订购
- “★”号表示常备库存
- Ordering Example: 1pcs S32T-PDZNR15D 1pcs S32T-PDZNL15D * R=right hand L= left hand
- Inserts need to be ordered separately
- " " indicates standing stock

内孔车削刀杆 (P型) Internal turning tool holder(P type)

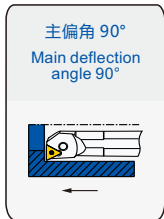
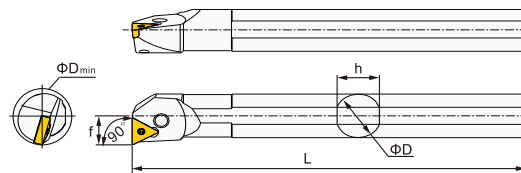
75° S..PSKN..



型号 Model	尺寸Size(mm)					杠杆螺钉 Lever screw	刀垫 Shim	杠杆 Lever	档销 Stop pin	扳手 Wrench	刀片 Inserts
	d	f	L	h	D _{min}						
★ S25S-PSKNR/L12D	25	17	250	23	32	MCS614	-	LA4	-	S2.5	SN..1204..
★ S32T-PSKNR/L12D	32	22	300	30	40	MCS821	S12BP	L4	SP4	S3	
S40U-PSKNR/L12D	40	27	350	37	50						

- 订货示例: 1件 S25S-PSKNR12D 1件 S25S-PSKNL12D * R = 右手 L = 左手 ● 刀片需要单独订购
- “★”号表示常备库存
- Ordering Example: 1pcs S25S-PSKNR12D 1pcs S25S-PSKNL12D * R=right hand L= left hand
- Inserts need to be ordered separately
- " " indicates standing stock

90° S..PTFN..

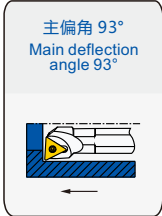
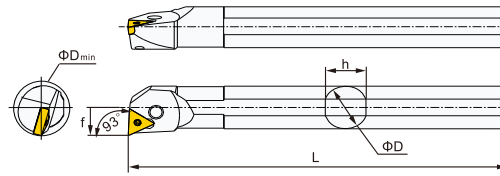


型号 Model	尺寸Size(mm)					杠杆螺钉 Lever screw	刀垫 Shim	杠杆 Lever	档销 Stop pin	扳手 Wrench	刀片 Inserts
	d	f	L	h	D _{min}						
★ S16R-PTFNR/L11D	16	11	200	15	20	MCS509	-	L2	-	S2	TN..1103..
★ S20S-PTFNR/L11D	20	13	250	18	25			L3B			
★ S25Q-PTFNR/L16D	25	17	180	23	32	MCS512	-	L3B	-	S2	TN..1103..
S25T-PTFNR/L16D	25	17	300	23	32						
S32R-PTFNR/L16D	32	22	200	30	41	MCS617	T16BP	L3	SP3	S2.5	TN..1604..
S32U-PTFNR/L16D	32	22	350	30	41						
S40S-PTFNR/L16D	40	27	250	37	50						
S40V-PTFNR/L16D	40	27	400	37	50						

- 订货示例: 1件 S25S-PTFNR16D 1件 S25S-PTFNL16D * R = 右手 L = 左手 ● 刀片需要单独订购
- “★”号表示常备库存
- Ordering Example: 1pcs S25S-PTFNR16D 1pcs S25S-PTFNL16D * R=right hand L= left hand
- Inserts need to be ordered separately
- " " indicates standing stock

内孔车削刀杆 (P型) Internal turning tool holder(P type)

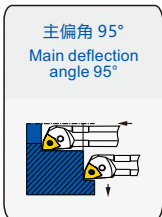
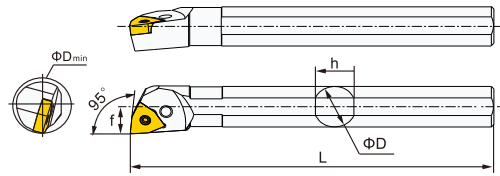
93° S..PTUN..



型号 Model	尺寸Size(mm)					杠杆螺钉 Lever screw	刀垫 Shim	杠杆 Lever	档销 Stop pin	板手 Wrench	刀片 Inserts
	d	f	L	h	D _{min}						
★ S25S-PTUNR/L16D	25	17	250	23	32	MCS512	-	L3B	-	S2	TN..1204..
★ S32T-PTUNR/L16D	32	22	300	30	40						
S40U-PTUNR/L16D	40	27	350	37	50						

- 订货示例: 1件 S25S-PTUNR16D 1件 S25S-PTUNL16D * R = 右手 L = 左手 ● 刀片需要单独订购
- “★”号表示常备库存
- Ordering Example: 1pcs S25S-PTUNR16D 1pcs S25S-PTUNL16D * R=right hand L= left hand
- Inserts need to be ordered separately
- " " indicates standing stock

95° S..PWLN..

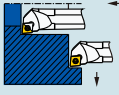
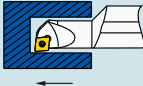
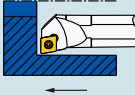
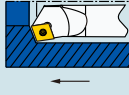
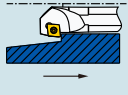
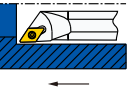
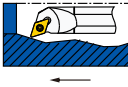
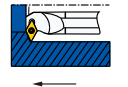
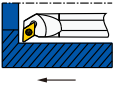
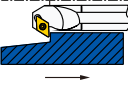
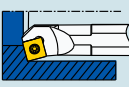
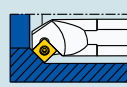
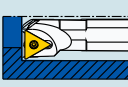
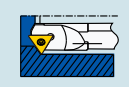



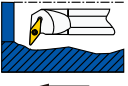

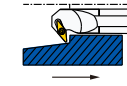
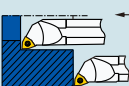

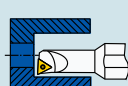
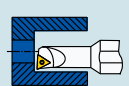
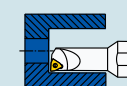
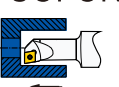
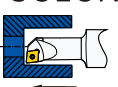
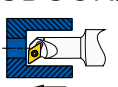
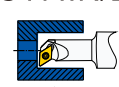



型号 Model	尺寸Size(mm)					杠杆螺钉 Lever screw	刀垫 Shim	杠杆 Lever	档销 Stop pin	板手 Wrench	刀片 Inserts
	d	f	L	h	D _{min}						
★ S16M-PWLNR/L06D	16	11	150	15	20	MCS512	-	L3	-	S2	WN..0603..
★ S16R-PWLNR/L06D	16	11	200	15	20						
★ S20Q-PWLNR/L06D	20	13	180	18	25						
★ S20S-PWLNR/L06D	20	13	250	18	25			L3B			
★ S25Q-PWLNR/L06D	25	17	180	23	35						
★ S25T-PWLNR/L06D	25	17	300	23	35						
★ S20Q-PWLNR/L08D	20	13	180	18	23	MCS614	-	L4A	S2.5	WN..0804..	
★ S20S-PWLNR/L08D	20	13	250	18	23						
★ S25Q-PWLNR/L08D	25	17	180	23	35						
★ S25R-PWLNR/L08D	25	17	200	23	35			L4			
★ S25T-PWLNR/L08D	25	17	300	23	35						
★ S32R-PWLNR/L08D	32	22	200	30	41						
★ S32U-PWLNR/L08D	32	22	300	30	41	MCS821	W08BP	SP4	S3		
★ S40S-PWLNR/L08D	40	26	250	37	50						
★ S40V-PWLNR/L08D	40	26	400	37	50						

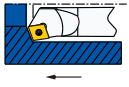
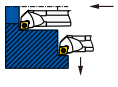
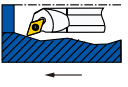
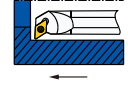
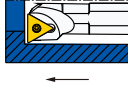
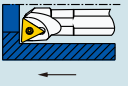
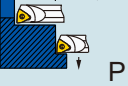
- 订货示例: 1件 S20S-PWLNR06D 1件 S20S-PWLNL06D * R = 右手 L = 左手 ● 刀片需要单独订购
- “★”号表示常备库存
- Ordering Example: 1pcs S20S-PWLNR06D 1pcs S20S-PWLNL06D * R=right hand L= left hand
- Inserts need to be ordered separately
- " " indicates standing stock

S型刀杆型号及加工形式

S-type Tool Holder Type and Operation Genre

95° SCLCR/L  P78	95° SCLCR/L-P  P78	90° SCFCR/L  P79	75° SCKCR/L  P79	93° SCZCR/L  P80
93° SDJCR/L  P80	107.5° SDQCR/L  P81	62.5° SDNCR/L  P81	93° SDUCR/L  P82	93° SDZCR/L  P82
75° SSKCR/L  P83	45° SSSCR/L  P83	90° STF..R/L  P84	60° STW..R/L  P85	93° STU..R/L  P86
93° SVJ..R/L  P87	93° SVJBR/L  P87	93° SVU..R/L  P88	117.5° SVQ..R/L  P89	93° SVZ..R/L  P89
95° SWLCR/L  P90	95° SCLCR/L-A  P90	93° STUBR/L-A  P91	90° STFBR/L-A  P91	93° SWUBR/L-A  P92
90° SCFCR/L-S  P92	95° SCLCR/L-S  P93	93° SDUCR/L-S  P93	90° STF..R/L-S  P94	
95° SCLCR/L  Cold P94				

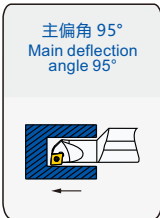
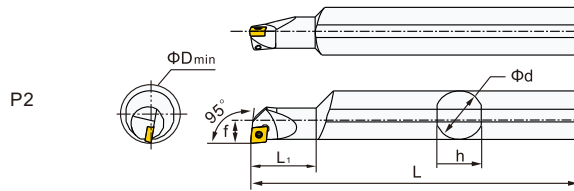
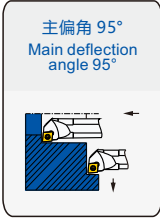
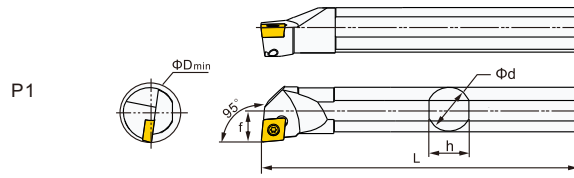
强力抗震刀具型号及加工形式 Strong vibration resistance tool models and processing forms

75° SCKCR/L  P95	95° SCLCR/L  P95	107.5° SDQCR/L  P96	93° SDUCR/L  P96	90° STF..R/L  P97
93° STU..R/L  P98	95° SWUBR/L  P99			



内孔车削刀杆 (S型) Internal turning tool holder(S type)

95° S..SCLC(P)..



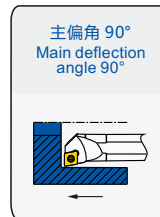
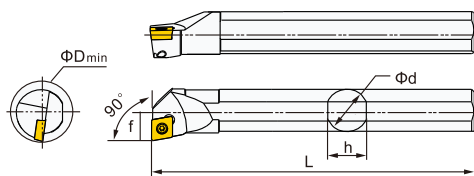
型号 Model	尺寸Size(mm)							图示 Diagram	螺钉 Screw	扳手 Wrench	刀片 Inserts
	d	d ₁	f	L	L ₁	h	D _{min}				
★ S06H-SCLCR/L06D	6	-	4	100	-	5.4	8	P1	L60 M2.5X5	T8	CC..0602..
★ S07K-SCLCR/L06D	7	-	4.25	125	-	6.4	9				
★ S08K-SCLCR/L06D	8	-	5.5	125	-	7.4	10				
★ S10K-SCLCR/L06D	10	-	6.5	125	-	9	13				
★ S12M-SCLCR/L06D	12	-	7.5	150	-	11	16				
★ S12M-SCLCR/L09D	12	-	8	150	-	11	16				
★ S14N-SCLCR/L09D	14	-	9	160	-	13	18				
★ S16Q-SCLCR/L09D	16	-	10	180	-	15	20				
★ S20R-SCLCR/L09D	20	-	12	200	-	19	25				
★ S25S-SCLCR/L09D	25	-	15.5	250	-	24	32				
★ S20R-SCLCR/L12D	20	-	12.5	200	-	19	25				
★ S25S-SCLCR/L12D	25	-	15.5	250	-	24	32				
★ S32T-SCLCR/L12D	32	-	20	300	-	30	39				
★ S40U-SCLCR/L12D	40	-	24.5	350	-	38	50				
S10K-SCLCR/L06-16	16	10	6.5	125	20	15	13	P2	L60 M2.5X5	T8	CC..0602..
S12K-SCLCR/L06-16	16	12	8	125	20	15	16				
S16K-SCLCR/L06-20	20	16	10	125	20	19	20				
S20K-SCLCR/L06-25	25	20	12	125	20	24	25				

型号 Model	尺寸Size(mm)							图示 Diagram	螺钉 Screw	扳手 Wrench	刀片 Inserts
	d	d ₁	f	L	L ₁	h	D _{min}				
★ S10K-SCLPR/L06D	10	-	6	125	-	9	12	P1	L60 M2.5X5	T8	CP..0602..
★ S12M-SCLPR/L06D	12	-	8	150	-	11	16				
★ S16Q-SCLPR/L09D	16	-	10	180	-	15	20				
S20R-SCLPR/L09D	20	-	13	200	-	18	25		T15		CP..09T3..

- 订货示例: 1件 S20R-SCLCR09D 1件 S20R-SCLCL09D * R = 右手 L = 左手 ● 刀片需要单独订购
- "★" 号表示常备库存
- Ordering Example: 1pcs S20R-SCLCR09D 1pcs S20R-SCLCL09D * R=right hand L= left hand
- Inserts need to be ordered separately
- " " indicates standing stock

内孔车削刀杆 (S型) Internal turning tool holder(S type)

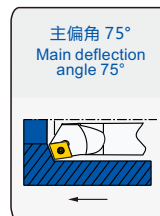
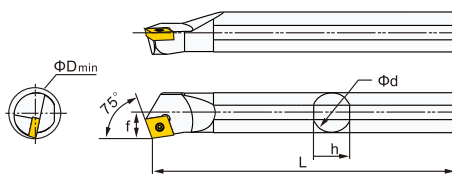
90° S..SCFC..



型号 Model	尺寸Size(mm)					螺钉 Screw	扳手 Wrench	刀片 Inserts
	d	f	L	h	D _{min}			
★ S08K-SCFCR/L06D	8	5.5	125	7.4	10	L60 M2.5X5	T8	CC..0602..
★ S10K-SCFCR/L06D	10	6.5	125	9	13			
★ S12M-SCFCR/L06D	12	7.5	150	11	16	L60 M2.5X6	T15	CC..09T3..
★ S12M-SCFCR/L09D	12	8	150	11	16			
★ S16Q-SCFCR/L09D	16	10	180	15	20	L60 M4X8	T20	CC..1204..
★ S20R-SCFCR/L09D	20	12	200	19	25			
★ S25S-SCFCR/L09D	25	15.5	250	24	32	L60 M4X10	T20	CC..1204..
★ S20R-SCFCR/L12D	20	12.5	200	19	25			
★ S25S-SCFCR/L12D	25	13	250	24	32	L60 M5X12	T20	CC..1204..
★ S32T-SCFCR/L12D	32	20	300	30	39			
★ S40U-SCFCR/L12D	40	24.5	350	38	50			

- 订货示例: 1件 S20R-SCFCR09D 1件 S20R-SCFCL09D * R = 右手 L = 左手 ● 刀片需要单独订购
- “★”号表示常备库存
- Ordering Example: 1pcs S20R-SCFCR09D 1pcs S20R-SCFCL09D * R=right hand L= left hand
- Inserts need to be ordered separately
- " " indicates standing stock

75° S..SCKC..

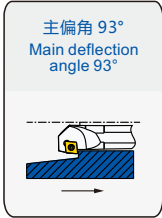
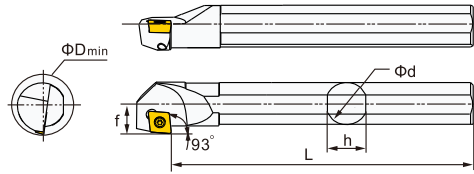


型号 Model	尺寸Size(mm)					螺钉 Screw	扳手 Wrench	刀片 Inserts
	d	f	L	h	D _{min}			
★ S08K-SCKCR/L06D	8	5.5	125	7.4	10	L60 M2.5X5	T8	CC..0602..
★ S10K-SCKCR/L06D	10	6.5	125	9	13			
★ S12M-SCKCR/L06D	12	7.5	150	11	16	L60 M2.5X6	T15	CC..09T3..
★ S12M-SCKCR/L09D	12	8	150	11	16			
★ S16Q-SCKCR/L09D	16	11	180	15	20	L60 M4X8	T20	CC..1204..
★ S20R-SCKCR/L09D	20	13	200	19	25			
★ S25S-SCKCR/L09D	25	15.5	250	24	32	L60 M4X10	T20	CC..1204..
★ S25S-SCKCR/L12D	25	16	250	24	32	L60 M5X12		

- 订货示例: 1件 S20R-SCKCR09D 1件 S20R-SCKCL09D * R = 右手 L = 左手 ● 刀片需要单独订购
- “★”号表示常备库存
- Ordering Example: 1pcs S20R-SCKCR09D 1pcs S20R-SCKCL09D * R=right hand L= left hand
- Inserts need to be ordered separately
- " " indicates standing stock

内孔车削刀杆 (S型) Internal turning tool holder(S type)

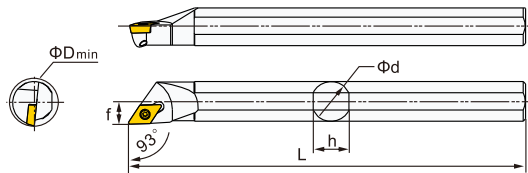
93° S..SCZC..



型号 Model	尺寸Size(mm)					螺钉 Screw	扳手 Wrench	刀片 Inserts
	d	f	L	h	D _{min}			
★ S08K-SCZCR/L06D	8	6.5	125	7.4	12	L60 M2.5X5	T8	CC..0602..
★ S10K-SCZCR/L06D	10	7.5	125	9	14			
★ S12M-SCZCR/L06D	12	8.5	150	11	16	L60 M2.5X6	T15	CC..09T3..
★ S16Q-SCZCR/L06D	16	10.5	180	15	20			
★ S16Q-SCZCR/L09D	16	11.5	180	15	21	L60 M4X8	T15	CC..09T3..
★ S20R-SCZCR/L09D	20	13.5	200	19	25			
★ S25S-SCZCR/L12D	25	16	250	24	32	L60 M4X10		

- 订货示例: 1件 S20R-SCZCR09D 1件 S20R-SCZCL09D * R = 右手 L = 左手 ● 刀片需要单独订购
- “★”号表示常备库存
- Ordering Example: 1pcs S20R-SCZCR09D 1pcs S20R-SCZCL09D * R=right hand L= left hand
- Inserts need to be ordered separately
- " " indicates standing stock

93° S..SDJC..

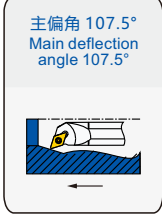
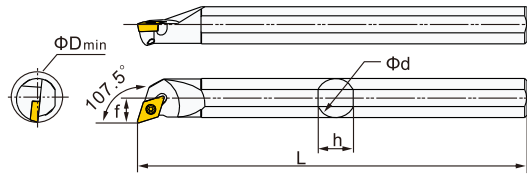


型号 Model	尺寸Size(mm)					螺钉 Screw	扳手 Wrench	刀片 Inserts
	d	f	L	h	D _{min}			
★ S08K-SDJCR/L07D	8	5.5	125	7.4	11	L60 M2.5X5	T8	DC..0702..
★ S10K-SDJCR/L07D	10	6.5	125	9	13			
★ S12M-SDJCR/L07D	12	7.5	150	11	16	L60 M2.5X6	T15	DC..11T3..
★ S16Q-SDJCR/L07D	16	9.5	180	15	20			
★ S16Q-SDJCR/L11D	16	9.5	180	15	20	L60 M4X8	T15	DC..11T3..
★ S20R-SDJCR/L11D	20	11.5	200	19	25			
★ S25S-SDJCR/L11D	25	14	250	24	32	L60 M4X10		

- 订货示例: 1件 S20R-SDJCR11D 1件 S20R-SDJCL11D * R = 右手 L = 左手 ● 刀片需要单独订购
- “★”号表示常备库存
- Ordering Example: 1pcs S20R-SDJCR11D 1pcs S20R-SDJCL11D * R=right hand L= left hand
- Inserts need to be ordered separately
- " " indicates standing stock

内孔车削刀杆 (S型) Internal turning tool holder(S type)

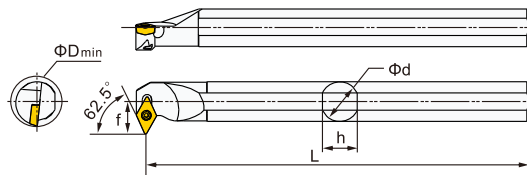
107.5° S..SDQC(P)..



型号 Model	尺寸Size(mm)					螺钉 Screw	扳手 Wrench	刀片 Inserts
	d	f	L	h	D _{min}			
★ S08K-SDQCR/L07D	8	6	125	7.4	11	L60 M2.5X5	T8	DC..0702..
★ S10K-SDQCR/L07D	10	7	125	9	13			
★ S12M-SDQCR/L07D	12	9	150	11	16	L60 M2.5X6	T8	DC..0702..
★ S16Q-SDQCR/L07D	16	11	180	15	20			
★ S20R-SDQCR/L11D	20	13	200	19	25	L60 M4X8	T15	DC..11T3..
★ S25S-SDQCR/L11D	25	17	250	24	32			
★ S32T-SDQCR/L11D	32	22	300	30	40	L60 M4X10	T15	DC..11T3..
★ S40U-SDQCR/L11D	40	27	350	38	50			

- 订货示例: 1件 S20R-SCZCR11D 1件 S20R-SCZCL11D * R = 右手 L = 左手 ● 刀片需要单独订购
- “★”号表示常备库存
- Ordering Example: 1pcs S20R-SCZCR11D 1pcs S20R-SCZCL11D * R=right hand L= left hand
- Inserts need to be ordered separately
- " " indicates standing stock

62.5° S..SDNC..

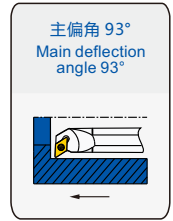
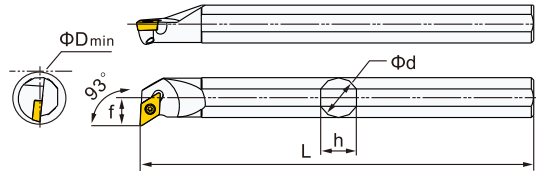


型号 Model	尺寸Size(mm)					螺钉 Screw	扳手 Wrench	刀片 Inserts
	d	f	L	h	D _{min}			
★ S10K-SDNCR/L07D	10	7.5	125	9	13	L60 M2.5X5	T8	DC..0702..
★ S12M-SDNCR/L07D	12	9.5	150	11	18			
★ S16Q-SDNCR/L07D	16	12	180	15	20	L60 M2.5X6	T8	DC..0702..
★ S20R-SDNCR/L11D	20	15	200	19	27			
★ S25S-SDNCR/L11D	25	18	250	24	33	L60 M3.5X8	T15	DC..11T3..
★ S32T-SDNCR/L11D	32	22	300	30	40			

- 订货示例: 1件 S20R-SDNCR11D 1件 S20R-SDNCL11D * R = 右手 L = 左手 ● 刀片需要单独订购
- “★”号表示常备库存
- Ordering Example: 1pcs S20R-SDNCR11D 1pcs S20R-SDNCL11D * R=right hand L= left hand
- Inserts need to be ordered separately
- " " indicates standing stock

内孔车削刀杆 (S型) Internal turning tool holder(S type)

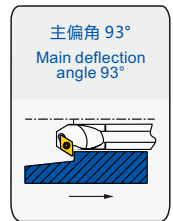
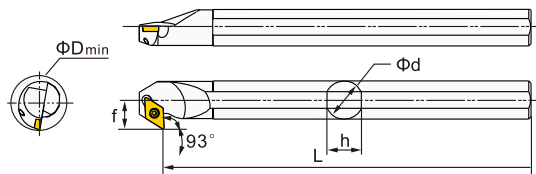
93° S..SDUC..



型号 Model	尺寸Size(mm)					螺钉 Screw	扳手 Wrench	刀片 Inserts
	d	f	L	h	D_{min}			
★ S08K-SDUCR/L07D	8	6	125	7.4	11	L60 M2.5X5	T8	DC..0702..
★ S10K-SDUCR/L07D	10	7	125	9	13			
★ S12M-SDUCR/L07D	12	9	150	11	16	L60 M2.5X6	T15	DC..11T3..
★ S16Q-SDUCR/L07D	16	11	180	15	20			
★ S14N-SDUCR/L11D	14	10	160	13	18	L60 M4X8	T15	DC..11T3..
★ S16Q-SDUCR/L11D	16	11	180	15	20			
★ S20R-SDUCR/L11D	20	13	200	19	25	L60 M4X10	T15	DC..11T3..
★ S25S-SDUCR/L11D	25	17	250	24	32			
★ S32T-SDUCR/L11D	32	22	300	30	40	L60 M4X10	T15	DC..11T3..
★ S40U-SDUCR/L11D	40	27	350	38	50			

- 订货示例: 1件 S20R-SDUCR11D 1件 S20R-SDUCL11D * R = 右手 L = 左手 ● 刀片需要单独订购
- "★" 号表示常备库存
- Ordering Example: 1pcs S20R-SDUCR11D 1pcs S20R-SDUCL11D * R=right hand L= left hand
- Inserts need to be ordered separately
- " " indicates standing stock

93° S..SDZC..

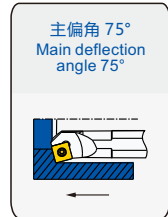
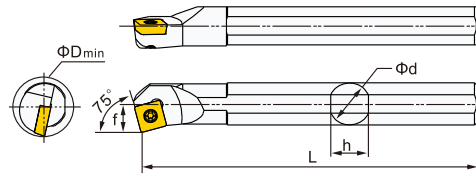


型号 Model	尺寸Size(mm)					螺钉 Screw	扳手 Wrench	刀片 Inserts
	d	f	L	h	D_{min}			
★ S10K-SDZCR/L07D	10	8.5	125	9	15	L60 M2.5X5	T8	DC..0702..
★ S12M-SDZCR/L07D	12	10	150	11	18			
★ S16Q-SDZCR/L07D	16	13	180	15	23	L60 M2.5X6	T15	DC..11T3..
★ S20R-SDZCR/L07D	20	15	200	19	27			
★ S20R-SDZCR/L11D	20	15	200	19	27	L60 M4X8	T15	DC..11T3..
★ S25S-SDZCR/L11D	25	18	250	24	33			
★ S32T-SDZCR/L11D	32	22	300	30	40	L60 M4X10	T15	DC..11T3..
★ S40U-SDZCR/L11D	40	27	350	38	48			

- 订货示例: 1件 S20R-SDZCR11D 1件 S20R-SDZCL11D * R = 右手 L = 左手 ● 刀片需要单独订购
- "★" 号表示常备库存
- Ordering Example: 1pcs S20R-SDZCR11D 1pcs S20R-SDZCL11D * R=right hand L= left hand
- Inserts need to be ordered separately
- " " indicates standing stock

内孔车削刀杆 (S型) Internal turning tool holder(S type)

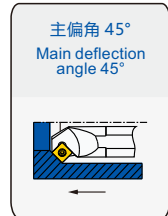
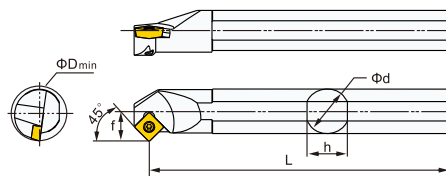
75° S..SSKC..



型号 Model	尺寸Size(mm)					螺钉 Screw	扳手 Wrench	刀片 Inserts
	d	f	L	h	D _{min}			
★ S12M-SSKCR/L09D	12	9	150	11	16	L60 M4X8	T15	SC..09T3..
★ S16Q-SSKCR/L09D	16	11	180	15	20			
★ S20R-SSKCR/L09D	20	13	200	19	25	L60 M4X10	T15	SC..09T3..
★ S25S-SSKCR/L09D	25	17	250	24	32			
★ S25S-SSKCR/L12D	25	17	250	24	32	L60 M5X12	T20	SC..1204..
★ S32T-SSKCR/L12D	32	22	300	30	40			
S40U-SSKCR/L12D	40	27	350	38	50			

- 订货示例：1件 S20R-SSKCR09D 1件 S20R-SSKCL09D * R = 右手 L = 左手 ● 刀片需要单独订购
- “★”号表示常备库存
- Ordering Example: 1pcs S20R-SSKCR09D 1pcs S20R-SSKCL09D * R=right hand L= left hand
- Inserts need to be ordered separately
- " " indicates standing stock

45° S..SSSC..



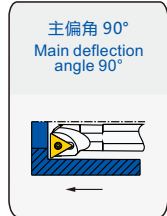
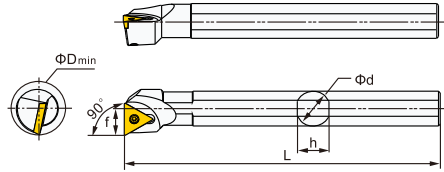
型号 Model	尺寸Size(mm)					螺钉 Screw	扳手 Wrench	刀片 Inserts
	d	f	L	h	D _{min}			
★ S12M-SSSCR/L09D	12	8.5	150	11	16	L60 M4X8	T15	SC..09T3..
★ S16Q-SSSCR/L09D	16	11.5	180	15	22			
★ S20R-SSSCR/L09D	20	13.5	200	19	26	L60 M4X10	T15	SC..09T3..
★ S25S-SSSCR/L09D	25	16	250	24	31			
★ S32T-SSSCR/L09D	32	19.5	300	30	38			

- 订货示例：1件 S20R-SSSCR09D 1件 S20R-SSSCL09D * R = 右手 L = 左手 ● 刀片需要单独订购
- “★”号表示常备库存
- Ordering Example: 1pcs S20R-SSSCR09D 1pcs S20R-SSSCL09D * R=right hand L= left hand
- Inserts need to be ordered separately
- " " indicates standing stock



内孔车削刀杆 (S型) Internal turning tool holder(S type)

90° S..STFC(P)..



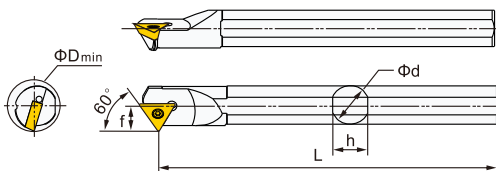
型号 Model	尺寸Size(mm)					螺钉 Screw	扳手 Wrench	刀片 Inserts
	d	f	L	h	D _{min}			
★ S06H-STFCR/L06D	6	4	100	5.4	8	L60 M2.0X4	T6	TC..0601..
★ S08K-STFCR/L06D	8	5.5	125	7.4	11			
★ S10K-STFCR/L09D	10	6.5	125	9	13	L60 M2.2X4	T6	TC..0902..
★ S12M-STFCR/L09D	12	8	150	11	16			
★ S10K-STFCR/L11D	10	6.5	125	9	13	L60 M2.5X5	T8	TC..1102..
★ S12M-STFCR/L11D	12	8.5	150	11	16			
★ S16Q-STFCR/L11D	16	10	180	15	20	L60 M2.5X6	T8	TC..1102..
★ S20R-STFCR/L11D	20	12	200	19	25			
★ S25S-STFCR/L11D	25	15.5	250	24	32	L60 M4X8	T15	TC..16T3..
★ S20R-STFCR/L16D	20	12.5	200	19	25			
★ S25S-STFCR/L16D	25	16	250	24	32	L60 M4X10	T15	TC..16T3..
★ S32T-STFCR/L16D	32	21	300	30	40			
★ S40U-STFCR/L16D	40	25	350	38	50			

型号 Model	尺寸Size(mm)					螺钉 Screw	扳手 Wrench	刀片 Inserts
	d	f	L	h	D _{min}			
★ S10K-STFPR/L09D	10	6.5	125	9	13	L60 M2.5X5	T8	TP..0902..
★ S12M-STFPR/L09D	12	8	150	11	16	L60 M2.5X6		
★ S10K-STFPR/L11D	10	6.5	125	9	13	L60 M3X8	T10	TP..1103..
★ S12M-STFPR/L11D	12	8.5	150	11	16			
★ S16Q-STFPR/L11D	16	10	180	15	20	L60 M4X8	T15	TP..1603..
★ S20R-STFPR/L11D	20	12	200	19	25			
★ S25S-STFPR/L11D	25	15.5	250	24	32	L60 M4X10	T15	TP..1603..
★ S20R-STFPR/L16D	20	12.5	200	19	25			
★ S25S-STFPR/L16D	25	16	250	24	32	L60 M4X10	T15	TP..1603..
S32T-STFPR/L16D	32	21	300	30	40			
S40U-STFPR/L16D	40	25	350	38	50			

- 订货示例: 1件 S20R-STFCR11D 1件 S20R-STFCL11D * R = 右手 L = 左手 ● 刀片需要单独订购
- "★" 号表示常备库存
- Ordering Example: 1pcs S20R-STFCR11D 1pcs S20R-STFCL11D * R=right hand L= left hand
- Inserts need to be ordered separately
- " " indicates standing stock

内孔车削刀杆 (S型) Internal turning tool holder(S type)

60° S..STWC(P)..



型号 Model	尺寸Size(mm)					螺钉 Screw	扳手 Wrench	刀片 Inserts
	d	f	L	h	D _{min}			
★ S08K-STWCR/L09D	8	6	125	7.4	11	L60 M2.2X4	T6	TC..0902..
★ S10K-STWCR/L09D	10	8	125	9	14			
★ S10K-STWCR/L11D	10	8	125	9	14	L60 M2.5X5	T8	TC..1102..
★ S12M-STWCR/L11D	12	9	150	11	16			
★ S16Q-STWCR/L11D	16	11	180	15	20	L60 M2.5X6	T8	TC..1102..
★ S20R-STWCR/L11D	20	13	200	19	25			
★ S25S-STWCR/L11D	25	15	250	24	31	L60 M4X8	T15	TC..16T3..
★ S20R-STWCR/L16D	20	14.5	200	19	25			
★ S25S-STWCR/L16D	25	17	250	24	32	L60 M4X10	T15	TC..16T3..
★ S32T-STWCR/L16D	32	20	300	30	39			
★ S40U-STWCR/L16D	40	26	350	38	50	L60 M4X10	T15	TC..16T3..
★ S50V-STWCR/L16D	50	29	400	48	60			

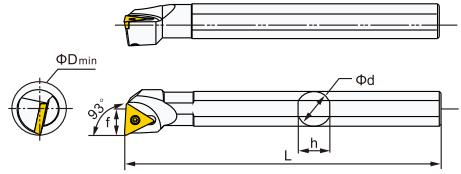
型号 Model	尺寸Size(mm)					螺钉 Screw	扳手 Wrench	刀片 Inserts
	d	f	L	h	D _{min}			
S08K-STWPR/L09D	8	5.5	125	7.4	11	L60 M2.5X6	T8	TP..0902..
S10K-STWPR/L11D	10	8	125	9	14			
★ S12M-STWPR/L11D	12	9	150	11	16	L60 M3X8	T10	TP..1102..
★ S16Q-STWPR/L11D	16	11	180	15	20			
S20R-STWPR/L11D	20	13	200	19	25	L60 M4X8	T15	TP..1603..
S25S-STWPR/L11D	25	15	250	24	31			
S20R-STWPR/L16D	20	14.5	200	19	25	L60 M4X10	T15	TP..1603..
S25S-STWPR/L16D	25	17	250	24	32			
S32T-STWPR/L16D	32	21	300	30	39	L60 M4X10	T15	TP..1603..
S40U-STWPR/L16D	40	26	350	38	50			
S50V-STWPR/L16D	50	29	400	48	60	L60 M4X10	T15	TP..1603..

- 订货示例：1件 S20R-STWCR11D 1件 S20R-STWCL11D * R = 右手 L = 左手 ● 刀片需要单独订购
- “★”号表示常备库存
- Ordering Example: 1pcs S20R-STWCR11D 1pcs S20R-STWCL11D * R=right hand L= left hand
- Inserts need to be ordered separately
- " " indicates standing stock



内孔车削刀杆 (S型) Internal turning tool holder(S type)

93° S..STUC(P)..



主偏角 93°
Main deflection angle 93°

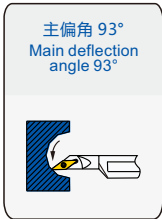
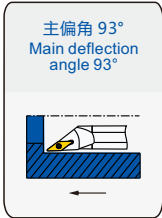
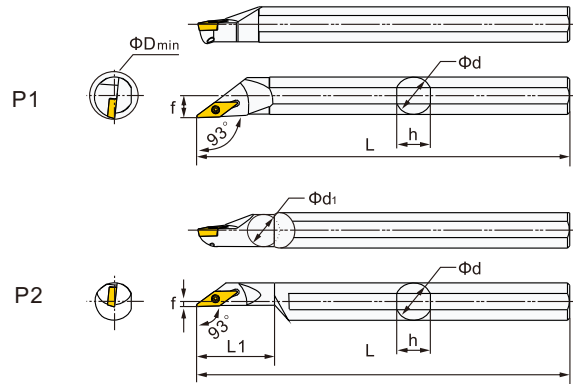
型号 Model	尺寸Size(mm)					螺钉 Screw	扳手 Wrench	刀片 Inserts
	d	f	L	h	D _{min}			
★ S08K-STUCR/L09D	8	5.5	125	7.4	11	L60 M2.2X4	T6	TC..0902..
★ S10K-STUCR/L09D	10	6.5	125	9	13			
★ S10K-STUCR/L11D	10	6.5	125	9	13	L60 M2.5X5	T10	TC..1102..
★ S12M-STUCR/L11D	12	8	150	11	16			
★ S14N-STUCR/L11D	14	9	160	15	18	L60 M2.5X6	T15	TC..16T3..
★ S16Q-STUCR/L11D	16	10	180	15	20			
★ S20R-STUCR/L11D	20	12	200	19	25	L60 M4X8	T15	TC..16T3..
★ S25S-STUCR/L11D	25	15.5	250	24	32			
★ S20R-STUCR/L16D	20	12.5	200	19	25	L60 M4X10	T15	TC..16T3..
★ S25S-STUCR/L16D	25	16	250	24	32			
★ S32T-STUCR/L16D	32	21	300	30	40	L60 M4X10	T15	TC..16T3..
★ S40U-STUCR/L16D	40	27	350	38	50			

型号 Model	尺寸Size(mm)					螺钉 Screw	扳手 Wrench	刀片 Inserts
	d	f	L	h	D _{min}			
★ S08K-STUPR/L09D	8	5.5	125	7.4	11	L60 M2.5X6	T8	TP..0902..
★ S10K-STUPR/L09D	10	6.5	125	9	13			
★ S10K-STUPR/L11D	10	6.5	125	9	13	L60 M3X8	T10	TP..1102..
★ S12M-STUPR/L11D	12	8	150	11	16			
★ S16Q-STUPR/L11D	16	10	180	15	20	L60 M4X8	T15	TP..1603..
★ S20R-STUPR/L11D	20	12	200	19	25			
★ S25S-STUPR/L11D	25	15.5	250	24	32	L60 M4X10	T15	TP..1603..
★ S20R-STUPR/L16D	20	12.5	200	19	25			
★ S25S-STUPR/L16D	25	16	250	24	32	L60 M4X10	T15	TP..1603..
S32T-STUPR/L16D	32	21	300	30	40			
S40U-STUPR/L16D	40	27	350	38	50	L60 M4X10	T15	TP..1603..

- 订货示例: 1件 S20R-STUCR11D 1件 S20R-STUCL11D * R = 右手 L = 左手 ● 刀片需要单独订购
- “★”号表示常备库存
- Ordering Example: 1pcs S20R-STUCR11D 1pcs S20R-STUCL11D * R=right hand L= left hand
- Inserts need to be ordered separately
- " " indicates standing stock

内孔车削刀杆 (S型) Internal turning tool holder(S type)

93° S..SVJB(C)..



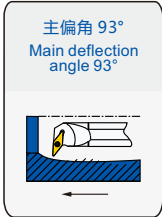
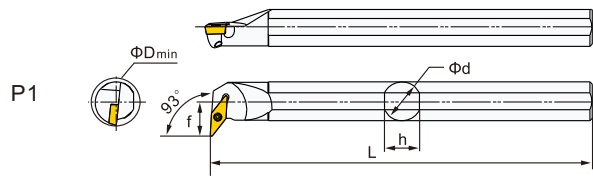
型号 Model	尺寸Size(mm)							图例 Diagram	螺钉 Screw	扳手 Wrench	刀片 Inserts
	d	d ₁	f	L	L ₁	h	D _{min}				
★ S10K-SVJBR/L11D	10	-	7	125	-	9	14	P1	L60 M2.5X5	T8	VB..1103..
★ S12M-SVJBR/L11D	12	-	8	150	-	11	16				
★ S16Q-SVJBR/L11D	16	-	10	180	-	15	20				
★ S16Q-SVJBR/L16D	16	-	10	180	-	15	20				
★ S25R-SVJBR/L16D	25	-	12	200	-	19	25				
★ S25S-SVJBR/L16D	25	-	16	250	-	24	30	P2	L60 M4X10	T15	VB..1604..
S20R-SVJBR/L11-25	25	20	2	200		18	18				
S25S-SVJBR/L11-32	32	25	3.5	250		24	24				
S32T-SVJBR/L16-40	40	32	3.5	300		30	30				
S40U-SVJBR/L16-50	50	40	4.5	350		38	38				

型号 Model	尺寸Size(mm)							图例 Diagram	螺钉 Screw	扳手 Wrench	刀片 Inserts
	d	d ₁	f	L	L ₁	h	D _{min}				
★ S10K-SVJCR/L11D	10	-	7	125	-	9	14	P1	L60 M2.5X5	T8	VC..1103..
★ S12M-SVJCR/L11D	12	-	8	150	-	11	16				
★ S16Q-SVJCR/L11D	16	-	10	180	-	15	20				
★ S16Q-SVJCR/L16D	16	-	10	180	-	15	20				
★ S25R-SVJCR/L16D	25	-	12	200	-	19	25				
★ S25S-SVJCR/L16D	25	-	16	250	-	24	30	L60 M4X10	T15	VC..1604..	

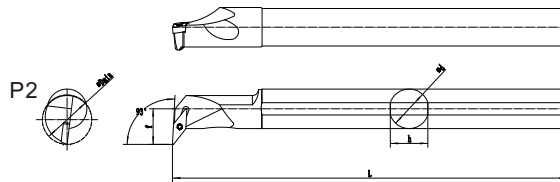
- 订货示例: 1件 S20R-SVJBR11D 1件 S20R-SVJBL11D * R = 右手 L = 左手 ● 刀片需要单独订购
- “★”号表示常备库存
- Ordering Example: 1pcs S20R-STUCR11D 1pcs S20R-SVJBL11D * R=right hand L= left hand
- Inserts need to be ordered separately
- " " indicates standing stock



内孔车削刀杆 (S型) Internal turning tool holder(S type)



93° S..SVUB(C)..



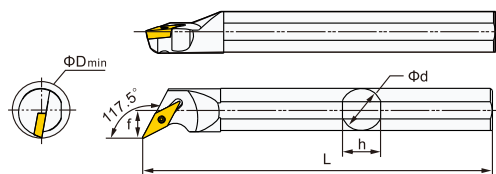
型号 Model	尺寸Size(mm)							图例 Diagram	螺钉 Screw	扳手 Wrench	刀片 Inserts
	d	d ₁	f	L	L ₁	h	D _{min}				
★ S16Q-SVUBR/L11D	16	-	12	180	-	15	22	P1	L60 M2.5X6	T8	VB..1103..
★ S20R-SVUBR/L11D	20	-	14	200	-	19	27				
★ S25S-SVUBR/L16D	25	-	20	250	-	24	35				
★ S32T-SVUBR/L16D	32	-	23	300	-	30	42				
S16Q-SVUBR/L11-20	20	16	15.5	180		19	20	P2	L60 M2.5X6	T8	VB..1103..
S20R-SVUBR/L11-25	25	20	17.5	200		24	25				
S25S-SVUBR/L16-32	32	25	20.5	250		30	34				
S32T-SVUBR/L16-40	40	32	27.5	300		38	40				

型号 Model	尺寸Size(mm)							图例 Diagram	螺钉 Screw	扳手 Wrench	刀片 Inserts
	d	d ₁	f	L	L ₁	h	D _{min}				
★ S16Q-SVUCR/L11D	16	-	12	180	-	15	22	P1	L60 M2.5X6	T8	VC..1103..
★ S20R-SVUCR/L11D	20	-	14	200	-	19	27				
★ S25S-SVUCR/L16D	25	-	20	250	-	24	35				
★ S32T-SVUCR/L16D	32	-	23	300	-	30	42				

- 订货示例: 1件 S20R-SVUBR11D 1件 S20R-SVUBL11D * R = 右手 L = 左手 ● 刀片需要单独订购
- “★”号表示常备库存
- Ordering Example: 1pcs S20R-SVUBR11D 1pcs S20R-SVUBL11D * R=right hand L= left hand
- Inserts need to be ordered separately
- " " indicates standing stock

内孔车削刀杆 (S型) Internal turning tool holder(S type)

117.5° S..SVQB(C)..

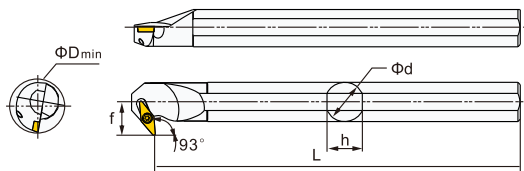


型号 Model	尺寸Size(mm)					螺钉 Screw	扳手 Wrench	刀片 Inserts
	d	f	L	h	D _{min}			
★ S16Q-SVQBR/L11D	16	12	180	15	22	L60 M2.5X6	T8	VB..1103..
★ S20R-SVQBR/L16D	20	14	200	19	27	L60 M4X8		
★ S25S-SVQBR/L16D	25	20	250	24	35	L60 M4X10	T15	VB..1604..
★ S32T-SVQBR/L16D	32	23	300	30	42			

型号 Model	尺寸Size(mm)					螺钉 Screw	扳手 Wrench	刀片 Inserts
	d	f	L	h	D _{min}			
★ S16Q-SVQCR/L11D	16	12	180	15	22	L60 M2.5X6	T8	VC..1103..
★ S20R-SVQCR/L16D	20	14	200	19	27	L60 M4X8		
★ S25S-SVQCR/L16D	25	20	250	24	35	L60 M4X10	T15	VC..1604..
★ S32T-SVQCR/L16D	32	23	300	30	42			

- 订货示例: 1件 S20R-SVQBR11D 1件 S20R-SVQBL11D * R = 右手 L = 左手 ● 刀片需要单独订购
- "★" 号表示常备库存
- Ordering Example: 1pcs S20R-SVQBR11D 1pcs S20R-SVQBL11D * R=right hand L= left hand ● Inserts need to be ordered separately
- " " indicates standing stock

93° S..SVZB(C)..



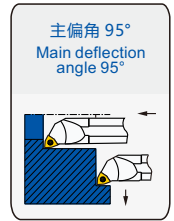
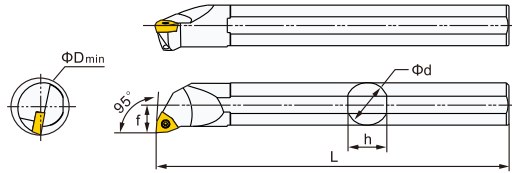
型号 Model	尺寸Size(mm)					螺钉 Screw	扳手 Wrench	刀片 Inserts
	d	f	L	h	D _{min}			
★ S16Q-SVZBR/L11D	16	12	180	15	22	L60 M2.5X6	T8	VB..1103..
★ S20R-SVZBR/L11D	20	14	200	19	27	L60 M4X8		
★ S25S-SVZBR/L16D	25	20	250	24	35	L60 M4X10	T15	VB..1604..
★ S32T-SVZBR/L16D	32	23	300	30	42			

型号 Model	尺寸Size(mm)					螺钉 Screw	扳手 Wrench	刀片 Inserts
	d	f	L	h	D _{min}			
★ S16Q-SVZCR/L11D	16	12	180	15	22	L60 M2.5X6	T8	VC..1103..
★ S20R-SVZCR/L11D	20	14	200	19	27	L60 M4X8		
★ S25S-SVZCR/L16D	25	20	250	24	35	L60 M4X10	T15	VC..1604..
★ S32T-SVZCR/L16D	32	23	300	30	42			

- 订货示例: 1件 S20R-SVZBR11D 1件 S20R-SVZBL11D * R = 右手 L = 左手 ● 刀片需要单独订购
- "★" 号表示常备库存
- Ordering Example: 1pcs S20R-SVZBR11D 1pcs S20R-SVZBL11D * R=right hand L= left hand ● Inserts need to be ordered separately
- " " indicates standing stock

内孔车削刀杆 (S型) Internal turning tool holder(S type)

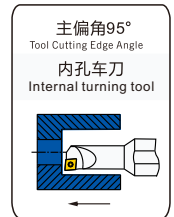
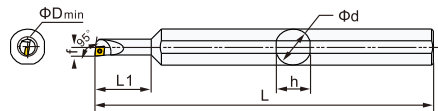
95° S..SWLC..



型号 Model	尺寸Size(mm)					螺钉 Screw	扳手 Wrench	刀片 Inserts
	d	f	L	h	D _{min}			
S08K-SWLCR/L04D	8	5	125	9	10	L60 M2.5X5	T8	WC..0402..
S10K-SWLCR/L04D	10	6.5	125	9	13			
★ S12M-SWLCR/L06D	12	7.5	150	11	16	L60 M4X8	T15	WC..06T3..
★ S16Q-SWLCR/L06D	16	11	180	15	20			
★ S20R-SWLCR/L06D	20	13	200	19	25			
★ S25S-SWLCR/L06D	25	16.5	250	24	31			

- 订货示例: 1件 S20R-SWLCR06D 1件 S20R-SWLCR06D * R = 右手 L = 左手 ● 刀片需要单独订购
- "★" 号表示常备库存
- Ordering Example: 1pcs S20R-SWLCR06D 1pcs S20R-SWLCR06D * R=right hand L= left hand
- Inserts need to be ordered separately
- " " indicates standing stock

95° S..SCLC..A16

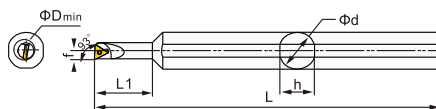


型号 Model	尺寸Size(mm)						螺钉 Screw	扳手 Wrench	刀片 Inserts
	d	f	L	L ₁	h	D _{min}			
★ S07K-SCLCR/L06-A16	16	4.25	125	18	15	9	L60 M2.5X6	T8	CC..0602..
★ S08K-SCLCR/L06-A16	16	5	125	20	15	10			
★ S09K-SCLCR/L06-A16	16	5	125	24	15	12			
★ S10K-SCLCR/L06-A16	16	6	125	26	15	13			
★ S12M-SCLCR/L06-A16	16	7	150	28	15	15			
S14Q-SCLCR/L09-A16	16	9	180	30	15	17	L60 M4X8	T15	CC..09T3..

- 订货示例: 1件 S12M-SCLCR06-A16 1件 S12M-SCLCR06-A16 * R = 右手 L = 左手 ● 刀片需要单独订购
- "★" 号表示常备库存
- Ordering Example: S12M-SCLCR06-A16 1pcs S12M-SCLCR06-A16 * R=right hand L= left hand
- Inserts need to be ordered separately
- " " indicates standing stock

内孔车削刀杆 (S型) Internal turning tool holder(S type)

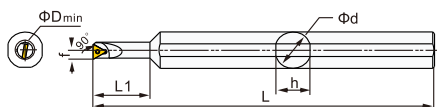
93° S..STUB..



型号 Model	尺寸Size(mm)						螺钉 Screw	扳手 Wrench	刀片 Inserts
	d	f	L	L ₁	h	D _{min}			
S0806H-STUBR/L06C	8	3.5	100	18	7.4	7	L60 M2.0X6	T6	TB..0602..
★ S1006K-STUBR/L06C	10	3.5	125	18	9	7			
★ S1007K-STUBR/L06C	10	4	125	18	9	8			
★ S1206K-STUBR/L06C	12	3.5	125	18	11	7			
★ S1207K-STUBR/L06C	12	4	125	20	11	8			
★ S1208K-STUBR/L06C	12	5	125	25	11	10			
★ S1606K-STUBR/L06C	16	3.5	125	18	15	7			
★ S1607K-STUBR/L06C	16	4	125	20	15	8			
★ S1608K-STUBR/L06C	16	5	125	25	15	10			

- 订货示例: 1件 S1206K-STUBR06C 1件 S1206K-STUBL06C * R = 右手 L = 左手 ● 刀片需要单独订购
- “★”号表示常备库存
- Ordering Example: 1pcs S1206K-STUBR06C 1pcs S1206K-STUBL06C * R=right hand L= left hand
- Inserts need to be ordered separately
- " " indicates standing stock

90° S..STFB..

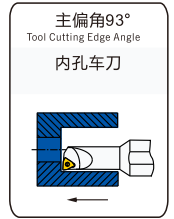
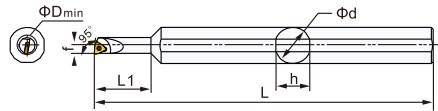


型号 Model	尺寸Size(mm)						螺钉 Screw	扳手 Wrench	刀片 Inserts
	d	f	L	L ₁	h	D _{min}			
★ S0806H-STFBR/L06C	8	3.5	100	18	7.4	7	L60 M2.0X6	T6	TB..0602..
★ S1006K-STFBR/L06C	10	3.5	125	18	9	7			
★ S1007K-STFBR/L06C	10	4	125	18	9	8			
★ S1206K-STFBR/L06C	12	3.5	125	18	11	7			
★ S1207K-STFBR/L06C	12	4	125	20	11	8			
★ S1208K-STFBR/L06C	12	5	125	25	11	10			
★ S1606K-STFBR/L06C	16	3.5	125	18	15	7			
★ S1607K-STFBR/L06C	16	4	125	20	15	8			
★ S1608K-STFBR/L06C	16	5	125	25	15	10			

- 订货示例: 1件 S1206K-STFBR06C 1件 S1206K-STFBL06C * R = 右手 L = 左手 ● 刀片需要单独订购
- “★”号表示常备库存
- Ordering Example: 1pcs S1206K-STFBR06C 1pcs S1206K-STFBL06C * R=right hand L= left hand
- Inserts need to be ordered separately
- " " indicates standing stock

内孔车削刀杆 (S型) Internal turning tool holder(S type)

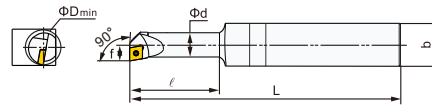
93° S..SWUB..



	尺寸Size(mm)						螺钉 Screw	扳手 Wrench	刀片 Inserts
	d	f	L	L ₁	h	D _{min}			
★ S0805H-SWUBR/L06C	8	3.0	100	15	7.4	6	L60 M2.0X5	T6	WB..0601..
★ S0806K-SWUBR/L06C	8	3.5	125	18	7.4	7			
★ S1005K-SWUBR/L06C	10	3.0	125	15	9	6			
★ S1006K-SWUBR/L06C	10	3.5	125	18	9	7			
★ S1007K-SWUBR/L06C	10	4	125	18	9	8			
★ S1206K-SWUBR/L06C	12	3.5	125	18	11	7			
★ S1207K-SWUBR/L06C	12	4	125	20	11	8			
★ S1208K-SWUBR/L06C	12	4.5	125	25	11	9			
★ S1606K-SWUBR/L06C	16	3.5	125	18	15	7			
★ S1607K-SWUBR/L06C	16	4	125	20	15	8			
★ S1608K-SWUBR/L06C	16	5	125	25	15	9			

- 订货示例: 1件 S1206K-SWUBR06C 1件 S1206K-SWUBL06C * R = 右手 L = 左手 ● 刀片需要单独订购
- “★”号表示常备库存
- Ordering Example: 1pcs S1206K-SWUBR06C 1pcs S1206K-SWUBL06C * R=right hand L= left hand
- Inserts need to be ordered separately
- " " indicates standing stock

90° S..SCFC..-S

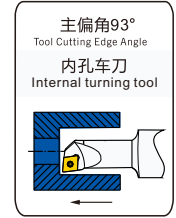
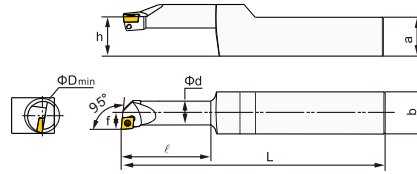


	尺寸Size(mm)							螺钉 Screw	扳手 Wrench	刀片 Inserts
	a=b	f	L	L ₁	h	Φd	D _{min}			
★ S10M-SCFCR/L06-S16	16	7	150	30	16	10	13	L60 M2.5X6	T8	CC..0602..
★ S12P-SCFCR/L06-S16	16	9	170	36	16	12	16			
★ S10M-SCFCR/L06-S20	20	7	150	30	20	10	13			
★ S12P-SCFCR/L06-S20	20	9	170	36	20	12	16			
★ S10M-SCFCR/L06-S25	25	7	150	30	25	10	13	L60 M4X10	T15	CC..09T3..
★ S12P-SCFCR/L06-S25	25	9	170	36	25	12	16			
S16Q-SCFCR/L09-S16	16	11	180	48	16	16	20			
S16Q-SCFCR/L09-S20	20	11	180	48	20	16	20			
S20R-SCFCR/L09-S20	20	13	200	60	20	20	25			
S16Q-SCFCR/L09-S25	25	11	180	48	25	16	20			
S20R-SCFCR/L09-S25	25	13	200	60	25	20	25			
S25R-SCFCR/L12-S25	25	16	200	75	25	25	30			

- 订货示例: 1件 S12P-SCFCR06-S20 1件 S12P-SCFCL06-S20 * R = 右手 L = 左手 ● 刀片需要单独订购
- “★”号表示常备库存
- Ordering Example: 1pcs S12P-SCFCR06-S20 1pcs S12P-SCFCL06-S20 * R=right hand L= left hand
- Inserts need to be ordered separately ● " " indicates standing stock

内孔车削刀杆 (S型) Internal turning tool holder(S type)

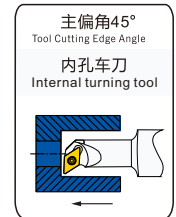
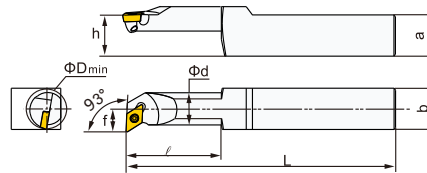
95° S..SCLC..-S



型号 Model	尺寸Size(mm)							螺钉 Screw	扳手 Wrench	刀片 Inserts
	a=b	f	L	L ₁	h	Φd	D _{min}			
★ S10M-SCLCR/L06-S16	16	7	150	30	16	10	13	L60 M2.5X6	T8	CC..0602..
★ S12P-SCLCR/L06-S16	16	9	170	36	16	12	16			
★ S10M-SCLCR/L06-S20	20	7	150	30	20	10	13			
★ S12P-SCLCR/L06-S20	20	9	170	36	20	12	16			
★ S10M-SCLCR/L06-S25	25	7	150	30	25	10	13			
★ S12P-SCLCR/L06-S25	25	9	170	36	25	12	16			
S16Q-SCLCR/L09-S16	16	11	180	48	16	16	20	L60 M4X10	T15	CC..09T3..
S16Q-SCLCR/L09-S20	20	11	180	48	20	16	20			
S20R-SCLCR/L09-S20	20	13	200	60	20	20	25			
S16Q-SCLCR/L09-S25	25	11	180	48	25	16	20			
S20R-SCLCR/L09-S25	25	13	200	60	25	20	25			
S25R-SCLCR/L12-S25	25	16	200	75	25	25	30			
								L60 M5X12	T20	CC..1204..

- 订货示例: 1件 S12P-SCLCR06-S20 1件 S12P-SCLCL06-S20 * R = 右手 L = 左手 ● 刀片需要单独订购
- “★”号表示常备库存
- Ordering Example: 1pcs S12P-SCLCR06-S20 1pcs S12P-SCLCL06-S20 * R=right hand L= left hand
- Inserts need to be ordered separately
- " " indicates standing stock

93° S..SDUC..-S



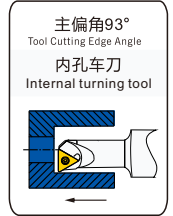
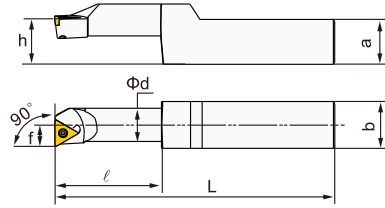
型号 Model	尺寸Size(mm)							螺钉 Screw	扳手 Wrench	刀片 Inserts
	a=b	f	L	L ₁	h	Φd	D _{min}			
★ S10M-SDUCR/L07-S16	16	7	150	30	16	10	13	L60 M2.5X6	T8	DC..0702..
★ S12P-SDUCR/L07-S16	16	9	170	36	16	12	16			
S16Q-SDUCR/L07-S16	16	11	180	48	16	16	20			
★ S10M-SDUCR/L07-S20	20	7	150	30	20	10	13			
★ S12P-SDUCR/L07-S20	20	9	170	36	20	12	16			
S16Q-SDUCR/L07-S20	20	11	180	48	20	16	20			
★ S10M-SDUCR/L07-S25	25	7	150	30	25	10	13			
★ S12P-SDUCR/L07-S25	25	9	170	36	25	12	16			
S16Q-SDUCR/L07-S25	25	11	180	48	25	16	20			

- 订货示例: 1件 S12P-SDUCR07-S20 1件 S12P-SDUCL07-S20 * R = 右手 L = 左手 ● 刀片需要单独订购
- “★”号表示常备库存
- Ordering Example: 1pcs S12P-SDUCR07-S20 1pcs S12P-SDUCL07-S20 * R=right hand L= left hand
- Inserts need to be ordered separately
- " " indicates standing stock



内孔车削刀杆 (S型) Internal turning tool holder(S type)

95° S..STFC..-S

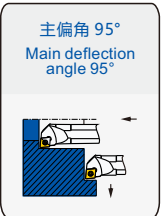
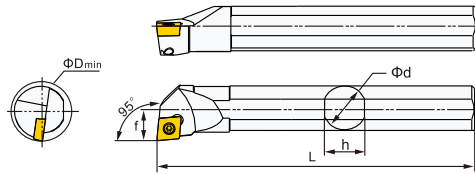


型号 Model	尺寸Size(mm)							螺钉 Screw	扳手 Wrench	刀片 Inserts
	a=b	f	L	L ₁	h	Φd	D _{min}			
★ S10M-STFCR/L11-S16	16	7	150	30	16	10	13	L60 M2.5X6	T8	TC..1102..
★ S12P-STFCR/L11-S16	16	9	170	36	16	12	16			
★ S16Q-STFCR/L11-S16	16	11	180	48	16	16	20			
★ S10M-STFCR/L11-S20	20	7	150	30	20	10	13			
★ S12P-STFCR/L11-S20	20	9	170	36	20	12	16			
★ S16Q-STFCR/L11-S20	20	11	180	48	20	16	20			
S10M-STFCR/L11-S25	25	7	150	30	25	10	13			
S12P-STFCR/L11-S25	25	9	170	36	25	12	16			
S16Q-STFCR/L11-S25	25	11	180	48	25	16	20			

- 订货示例: 1件 S12P-SCLCR06-S20 1件 S12P-SCLCL06-S20 * R = 右手 L = 左手 ● 刀片需要单独订购
- “★”号表示常备库存
- Ordering Example: 1pcs S12P-SCLCR06-S20 1pcs S12P-SCLCR06-S20 * R=right hand L= left hand
- Inserts need to be ordered separately
- " " indicates standing stock

内冷车削刀杆 (内冷S型) Internally coolant turning tool holder (internal coolant S type)

95° A..SCLC..

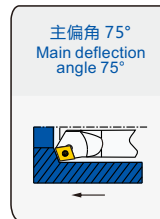
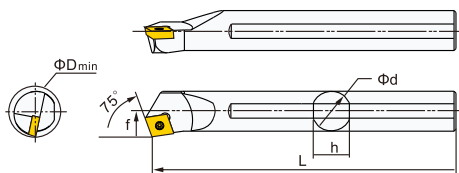


型号 Model	尺寸Size(mm)					螺钉 Screw	扳手 Wrench	刀片 Inserts
	d	f	L	h	D _{min}			
★ A08F-SCLCR/L06D	8	5	80	7.4	10	L60 M2.5X5	T8	CC..0602..
★ A10H-SCLCR/L06D	10	6	100	9	12			
★ A12K-SCLCR/L06D	12	9	125	11	16			
★ A12M-SCLCR/L09D	12	9	150	11	16	L60 M3.5X8	T15	CC..09T3..
★ A16M-SCLCR/L09D	16	11	150	15	20			
★ A20Q-SCLCR/L09D	20	13	180	18	25			
A25R-SCLCR/L09D	25	17	200	23	32			
A25R-SCLCR/L12D	25	17	200	23	32			
A32S-SCLCR/L12D	32	22	250	30	40			
						L60 M4X11X		CC..1204..

- 订货示例: 1件 A20R-SCLCR09D 1件 A20R-SCLCL09D * R = 右手 L = 左手 ● 刀片需要单独订购
- “★”号表示常备库存
- Ordering Example: 1pcs A20R-SCLCR09D 1pcs A20R-SCLCL09D * R=right hand L= left hand
- Inserts need to be ordered separately
- " " indicates standing stock

合金抗震刀杆 (S型) Alloy anti-vibration knife holder (S type)

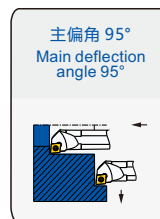
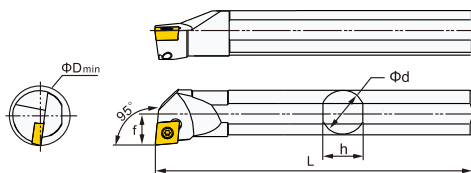
75° C..SCKC..



型号 Model	尺寸Size(mm)					螺钉 Screw	扳手 Wrench	刀片 Inserts
	d	f	L	h	D _{min}			
★ C08K-SCKCR/L06C	8	5.5	125	7.4	10	L60 M2.5X5	T8	CC..0602..
★ C10M-SCKCR/L06C	10	6.5	150	9.4	13			
★ C12Q-SCKCR/L06C	12	7.5	180	11.4	16			
★ C12Q-SCKCR/L09C	12	7.5	180	11.4	16	L60 M4X8	T15	CC..09T3..
C16R-SCKCR/L09C	16	9.5	200	15	20			

- 订货示例: 1件 C12Q-SCKCR06C 1件 C12Q-SCKCL06C * R = 右手 L = 左手 ● 刀片需要单独订购
- “★”号表示常备库存
- Ordering Example: 1pcs C12Q-SCKCR06C 1pcs C12Q-SCKCL06C * R=right hand L= left hand
- Inserts need to be ordered separately
- " " indicates standing stock

95° C..SCLC..



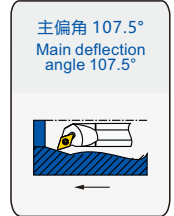
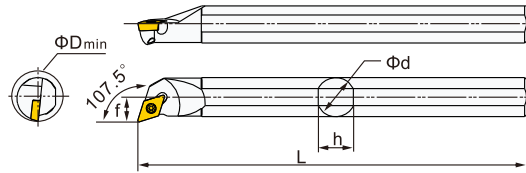
型号 Model	尺寸Size(mm)					螺钉 Screw	扳手 Wrench	刀片 Inserts
	d	f	L	h	D _{min}			
★ C05H-SCLCR/L06C	5	3.5	100	4.4	7	L60 M2.5X5	T8	CC..0602..
★ C06K-SCLCR/L06C	6	4	125	5.4	8			
★ C08K-SCLCR/L06C	8	5	125	7.4	10			
★ C10M-SCLCR/L06C	10	6	150	9.4	13	L60 M2.5X6	T15	CC..09T3..
★ C12Q-SCLCR/L06C	12	7.5	180	11.4	16			
★ C12Q-SCLCR/L09C	12	8.5	180	11.4	16	L60 M4X8	T15	CC..09T3..
★ C16R-SCLCR/L09C	16	10	200	15	20			
C20S-SCLCR/L09C	20	12	250	19	25			
C20S-SCLCR/L12C	20	12	250	19	25	L60 M5X12	T20	CC..1204..

- 订货示例: 1件 C12Q-SCLCR06C 1件 C12Q-SCLCL06C * R = 右手 L = 左手 ● 刀片需要单独订购
- “★”号表示常备库存
- Ordering Example: 1pcs C12Q-SCLCR06C 1pcs C12Q-SCLCL06C * R=right hand L= left hand
- Inserts need to be ordered separately
- " " indicates standing stock



合金抗震刀杆 (S型) Alloy anti-vibration knife holder (S type)

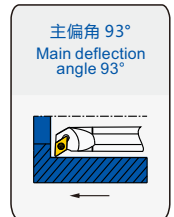
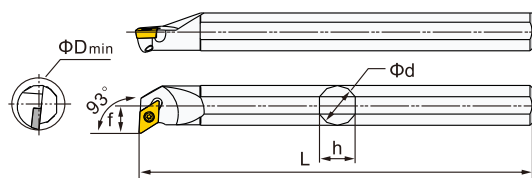
107.5° C..SDQC..



型号 Model	尺寸Size(mm)					螺钉 Screw	扳手 Wrench	刀片 Inserts
	d	f	L	h	D _{min}			
C08K-SDQCR/L07C	8	6	125	7.4	11	L60 M2.5X5	T8	DC..0702..
C10M-SDQCR/L07C	10	7	150	9.4	13			
C12Q-SDQCR/L07C	12	9	180	11.4	16	L60 M2.5X6	T15	DC..11T3..
C16R-SDQCR/L07C	16	11	200	15	20			
C20S-SDQCR/L11C	20	13	250	19	25	L60 M4X8		

- 订货示例: 1件 C12Q-SDQCR07C 1件 C12Q-SDQCL07C * R = 右手 L = 左手 ● 刀片需要单独订购
- “★”号表示常备库存
- Ordering Example: 1pcs C12Q-SDQCR07C 1pcs C12Q-SDQCL07C * R=right hand L= left hand
- Inserts need to be ordered separately
- " " indicates standing stock

93° C..SDUC..



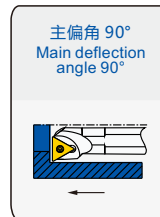
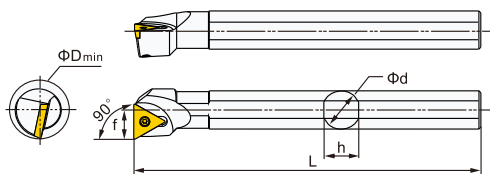
型号 Model	尺寸Size(mm)					螺钉 Screw	扳手 Wrench	刀片 Inserts
	d	f	L	h	D _{min}			
★ C08K-SDUCR/L07C	8	6	125	7.4	11	L60 M2.5X5	T8	DC..0702..
★ C10M-SDUCR/L07C	10	7	150	9.4	13			
★ C12Q-SDUCR/L07C	12	9	180	11.4	16	L60 M2.5X6	T15	DC..11T3..
★ C16R-SDUCR/L07C	16	11	200	15	20			
★ C16R-SDUCR/L11C	16	11	200	15	20	L60 M4X8		
C20S-SDUCR/L11C	20	13	250	19	25			

- 订货示例: 1件 C12Q-SDQCR07C 1件 C12Q-SDQCL07C * R = 右手 L = 左手 ● 刀片需要单独订购
- “★”号表示常备库存
- Ordering Example: 1pcs C12Q-SDQCR07C 1pcs C12Q-SDQCL07C * R=right hand L= left hand
- Inserts need to be ordered separately
- " " indicates standing stock

合金抗震刀杆 (S型)

Alloy anti-vibration knife holder (S type)

90° C..STFB(C)(P)..



型号 Model	尺寸Size(mm)					螺钉 Screw	扳手 Wrench	刀片 Inserts
	d	f	L	h	D _{min}			
★ C06K-STFBR/L06C	6	4	125	5.4	8	L60 M2X4	T6	TB..0601..
★ C08K-STFBR/L06C	8	5	125	7.4	10			

型号 Model	尺寸Size(mm)					螺钉 Screw	扳手 Wrench	刀片 Inserts
	d	f	L	h	D _{min}			
★ C10M-STFCR/L09C	10	6	150	9.4	13	L60 M2.2X5	T6	TC..0902..
★ C12Q-STFCR/L09C	12	7.5	180	11.4	16			
★ C10M-STFCR/L11C	10	6	150	9.4	13	L60 M2.5X5	T8	TC..1102..
★ C12Q-STFCR/L11C	12	7.5	180	11.4	16			
C16R-STFCR/L11C	16	10	200	15	20	L60 M2.5X6	T15	TC..16T3..
C20S-STFCR/L11C	20	12	250	19	25			
C20R-STFCR/L16C	20	12	200	19	25	L60 M4X8		

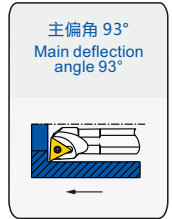
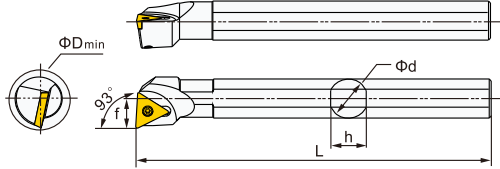
型号 Model	尺寸Size(mm)					螺钉 Screw	扳手 Wrench	刀片 Inserts
	d	f	L	h	D _{min}			
★ C10M-STFPR/L09C	10	6	150	9.4	13	L60 M2.5X5	T8	TP..0902..
★ C10M-STFPR/L11C	10	6	150	9.4	13			
★ C12Q-STFPR/L11C	12	7.5	180	11.4	16	L60 M3X8	T10	TP..1103..
C16R-STFPR/L11C	16	10	200	15	20			

- 订货示例：1件 C12Q-STFPR11C 1件 C12Q-STFPL11C * R = 右手 L = 左手 ● 刀片需要单独订购
- “★” 号表示常备库存
- Ordering Example: 1pcs C12Q-STFPR11C 1pcs C12Q-STFPL11C * R=right hand L= left hand
- Inserts need to be ordered separately
- " " indicates standing stock



合金抗震刀杆 (S型) Alloy anti-vibration knife holder (S type)

93° C..STUB(C)(P)..



型号 Model	尺寸Size(mm)					螺钉 Screw	扳手 Wrench	刀片 Inserts
	d	f	L	h	D _{min}			
★ C06K-STUBR/L06C	6	4	125	5.4	8	L60 M2X4	T6	TB..0601..
★ C08K-STUBR/L06C	8	5	125	7.4	10			

型号 Model	尺寸Size(mm)					螺钉 Screw	扳手 Wrench	刀片 Inserts
	d	f	L	h	D _{min}			
★ C10M-STUCR/L09C	10	6	150	9.4	13	L60 M2.2X5	T6	TC..0902..
★ C12Q-STUCR/L09C	12	7.5	180	11.4	16			
★ C10M-STUCR/L11C	10	6	150	9.4	13	L60 M2.5X5	T8	TC..1102..
★ C12Q-STUCR/L11C	12	7.5	180	11.4	16			
C16R-STUCR/L11C	16	10	200	15	20	L60 M2.5X6	T8	TC..1102..
C20S-STUCR/L11C	20	12	250	19	25			
C20R-STUCR/L16C	20	12	200	19	25	L60 M4X8	T15	TC..16T3..

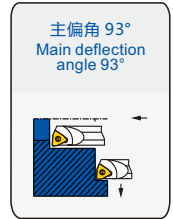
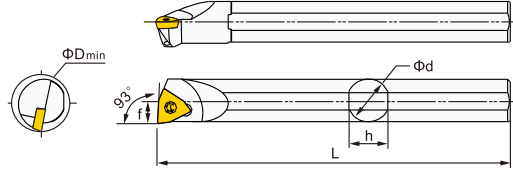
型号 Model	尺寸Size(mm)					螺钉 Screw	扳手 Wrench	刀片 Inserts
	d	f	L	h	D _{min}			
★ C10M-STUPR/L09C	10	6	150	9.4	13	L60 M2.5X5	T8	TP..0902..
★ C10M-STUPR/L11C	10	6	150	9.4	13			
★ C12Q-STUPR/L11C	12	7.5	180	11.4	16	L60 M3X8	T10	TP..1103..
C16R-STUPR/L11C	16	10	200	15	20			

- 订货示例: 1件 C12Q-STUPR11C 1件 C12Q-STFPL11C * R = 右手 L = 左手 ● 刀片需要单独订购
- “★”号表示常备库存
- Ordering Example: 1pcs C12Q-STUPR11C 1pcs C12Q-STFPL11C * R=right hand L= left hand
- Inserts need to be ordered separately
- " " indicates standing stock

合金抗震刀杆 (S型)

Alloy anti-vibration knife holder (S type)

93° C..SWUB..



型号 Model	尺寸Size(mm)					螺钉 Screw	扳手 Wrench	刀片 Inserts
	d	f	L	h	D _{min}			
★ C05K-SWUBR/L06C	5	3	125	4.34	6	L60 M2X4	T6	WB..0601..
★ C06K-SWUBR/L06C	6	3.5	125	5.4	7.5			
★ C07K-SWUBR/L06C	7	4	125	6.4	8.5			
★ C08K-SWUBR/L06C	8	5	125	7.4	10			
C10M-SWUBR/L06C	10	6	150	9.4	13			
C12Q-SWUBR/L06C	12	7	180	11.4	15			

- 订货示例: 1件 C12Q-SWUBR06C 1件 C12Q-SWUBL06 * R = 右手 L = 左手 ● 刀片需要单独订购
- “★”号表示常备库存
- Ordering Example: 1pcs C12Q-SWUBR06C 1pcs C12Q-SWUBL06 * R=right hand L= left hand
- Inserts need to be ordered separately
- " " indicates standing stock



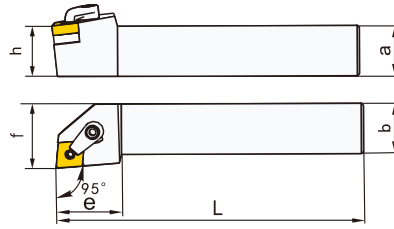
英制外圆、内孔刀杆型号及加工形式

Inch External, Internal Turning Tool Holder Type and Operation Genre

<p>MCLNR/L</p> <p>95°</p> <p>P100</p>	<p>MDJNR/L</p> <p>93°</p> <p>P100</p>	<p>MVJNR/L</p> <p>93°</p> <p>P101</p>	<p>MWLNR/L</p> <p>95°</p> <p>P101</p>	
<p>DCLNR/L</p> <p>95°</p> <p>P102</p>	<p>DVJNR/L</p> <p>93°</p> <p>P102</p>	<p>DWLNR/L</p> <p>95°</p> <p>P103</p>		
<p>SCLCR/L</p> <p>95°</p> <p>P104</p>				
<p>95° SCLCR/L</p> <p>P105</p>	<p>93° SDUCR/L</p> <p>P106</p>	<p>90° STF..R/L</p> <p>P106</p>		

外圆车削刀杆 (英制M型) External turning tool holder (Inch M type)

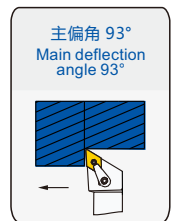
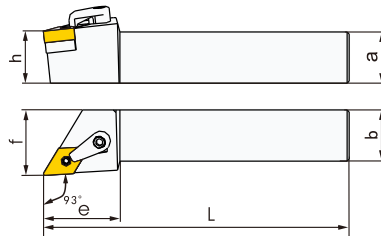
95° MCLN..



型号 Model	尺寸Size(in)						双头螺栓 Stud bolts	刀垫 Shim	销钉 Pin	压板 Pressure plate	扳手 Wrench	刀片 Inserts
	a	b	L	h	f	e						
★ MCLNR/L16-4D	1.0	1.0	6.0	1.0	1.25	1.26	DM6X25	C12BM	TM6X17	C1RD	S3	CN..1204..
★ MCLNR/L16-5D	1.0	1.0	6.0	1.0	1.25	1.5		C16BM	TM8X21	C2RD		CN..1606..

- 订货示例: 1件 DVJNR12-3C 1件DVJNL12-3C * R = 右手 L = 左手 ● 刀片需要单独订购
- “★”号表示常备库存
- Ordering Example: 1pcs DVJNL12-3C 1pcs DVJNL12-3C * R=right hand L= left hand
- Inserts need to be ordered separately
- " " indicates standing stock

93° MDJN..



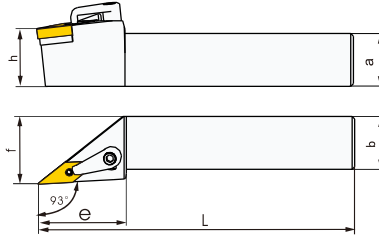
型号 Model	尺寸Size(in)						双头螺栓 Stud bolts	刀垫 Shim	销钉 Pin	压板 Pressure plate	扳手 Wrench	刀片 Inserts
	a	b	L	h	f	e						
★ MDJNR/L16-4D	1.0	1.0	6.0	1.0	1.25	1.5	DM6X25	D15BM	TM6X19	C2RD	S3	DN..1506..
★ MDJNR/L16-4D-3	1.0	1.0	6.0	1.0	1.25	1.5			TM6X17			DN..1504..

- 订货示例: 1件 MDJNR16-4D 1件MDJNL16-4D * R = 右手 L = 左手 ● 刀片需要单独订购
- “★”号表示常备库存
- Ordering Example: 1pcs MDJNL16-4D 1pcs MDJNL16-4D * R=right hand L= left hand
- Inserts need to be ordered separately
- " " indicates standing stock



外圆车削刀杆 (英制M型) External turning tool holder (Inch M type)

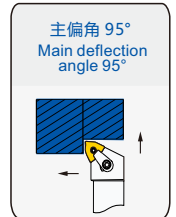
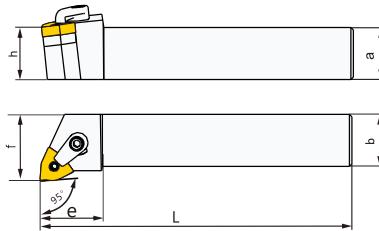
93° MVJN..



型号 Model	尺寸Size(in)						双头螺栓 Stud bolts	刀垫 Shim	销钉 Pin	压板 Pressure plate	扳手 Wrench	刀片 Inserts
	a	b	L	h	f	e						
★ MVJNR/L16-3D	1.0	1.0	6.0	1.0	1.25	1.77	DM6X25	V16BM	TM5X13	C3RD	S2\S3	VN..1604..

- 订货示例: 1件 MVJNR12-3D 1件MVJNL12-3D * R = 右手 L = 左手 ● 刀片需要单独订购
- “★”号表示常备库存
- Ordering Example: 1pcs MVJNL12-3D 1pcs MVJNR12-3D * R=right hand L= left hand
- Inserts need to be ordered separately
- " " indicates standing stock

95° MWLN..

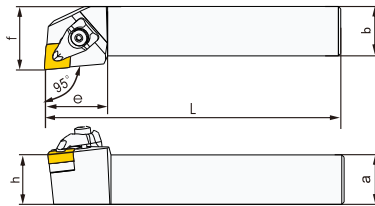


型号 Model	尺寸Size(in)						双头螺栓 Stud bolts	刀垫 Shim	销钉 Pin	压板 Pressure plate	扳手 Wrench	刀片 Inserts	
	a	b	L	h	f	e							
★ MWLNR/L12-3C	0.75	0.75	5.0	0.75	1.0	1.18	DM6X25	W06BM	TM5X13	C1RD	S2\S3	WN..0604..	
★ MWLNR/L16-3D	1.0	1.0	6.0	1.0	1.25	1.18		W08BM					TM6X17
MWLNR/L12-4C	0.75	0.75	5.0	0.75	1.0	1.38							
MWLNR/L16-4D	1.0	1.0	6.0	1.0	1.25	1.38							

- 订货示例: 1件 MWLNR16-3D 1件MWLNL16-3D * R = 右手 L = 左手 ● 刀片需要单独订购
- “★”号表示常备库存
- Ordering Example: 1pcs MWLNL16-3D 1pcs MWLNR16-3D * R=right hand L= left hand
- Inserts need to be ordered separately
- " " indicates standing stock

外圆车削刀杆 (英制D型) External turning tool holder (Inch D type)

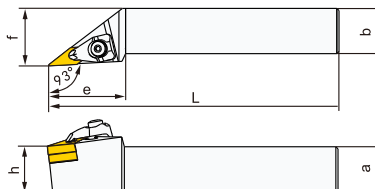
95° DCLN..



型号 Model	尺寸Size(in)						刀垫螺丝 Shim screw	刀垫 Shim	压板 Pressure plate	弹簧 Spring	螺钉 Screw	扳手 Wrench	刀片 Inserts
	a	b	L	h	f	e							
★ DCLNR/L12-3C	0.75	0.75	5.0	0.75	1.0	1.1	SM5X8.65XA1	C09BM	DC3230	DC5812	DM525	S3	CN..0903..
★ DCLNR/L16-3D	1.0	1.0	6.0	1.0	1.25	1.1							
★ DCLNR/L12-4C	0.75	0.75	5.0	0.75	1.0	1.1	SM6X10XA1	C12BM	DC5282	DC6812	DM625	S4	CN..1204..
★ DCLNR/L16-4D	1.0	1.0	6.0	1.0	1.25	1.1							

- 订货示例: 1件 DCLNR12-3C 1件DCLNL12-3C * R = 右手 L = 左手 ● 刀片需要单独订购
- “★”号表示常备库存
- Ordering Example: 1pcs DCLNL12-3C 1pcs DCLNL12-3C * R=right hand L= left hand
- Inserts need to be ordered separately
- " " indicates standing stock

93° DVJN..



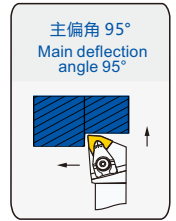
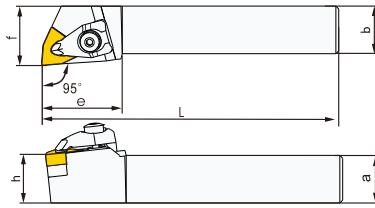
型号 Model	尺寸Size(in)						刀垫螺丝 Shim screw	刀垫 Shim	压板 Pressure plate	弹簧 Spring	螺钉 Screw	扳手 Wrench	刀片 Inserts
	a	b	L	h	f	e							
★ DVJNR/L12-3C	0.75	0.75	5.0	0.75	1.0	1.61	SM5X8.65XA1	V16BM	DC3230	DC5812	DM525	S3	VN..1604..
★ DVJNR/L16-3D	1.0	1.0	6.0	1.0	1.25	1.61							

- 订货示例: 1件 DVJNR12-3C 1件DVJNL12-3C * R = 右手 L = 左手 ● 刀片需要单独订购
- “★”号表示常备库存
- Ordering Example: 1pcs DVJNL12-3C 1pcs DVJNL12-3C * R=right hand L= left hand
- Inserts need to be ordered separately
- " " indicates standing stock



外圆车削刀杆 (英制D型) External turning tool holder (Inch D type)

95° DWLN..



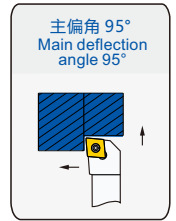
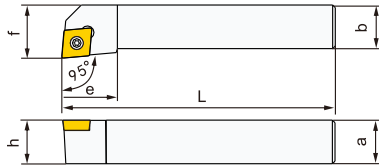
型号 Model	尺寸Size(in)						刀垫螺丝 Shim screw	刀垫 Shim	压板 Pressure plate	弹簧 Spring	螺钉 Screw	扳手 Wrench	刀片 Inserts
	a	b	L	h	f	e							
★ DWLNR/L12-3C	0.75	0.75	5.0	0.75	1.0	1.02	SM5X8.65XA1	W06BM	DC3230	DC5812	DM525	S3	WN..0604..
★ DWLNR/L16-3D	1.0	1.0	6.0	1.0	1.25	1.02							
★ DWLNR/L12-4C	0.75	0.75	5.0	0.75	1.0	1.22	SM6X10XA1	W08BM	DC5282	DC6812	DM625	S4	WN..0804..
★ DWLNR/L16-4D	1.0	1.0	6.0	1.0	1.25	1.22							

- 订货示例: 1件 DWLNR12-3C 1件DWLNL12-3C * R = 右手 L = 左手 ● 刀片需要单独订购
- “★”号表示常备库存
- Ordering Example: 1pcs DWLNL12-3C 1pcs DWLNL12-3C * R=right hand L= left hand
- Inserts need to be ordered separately
- " " indicates standing stock

外圆车削刀杆 (英制S型)

External turning tool holder (Inch S type)

95° SCLC..



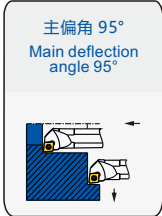
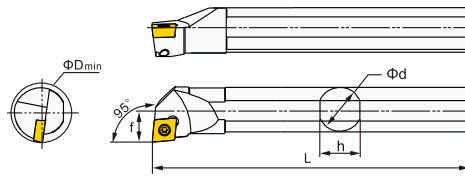
型号 Model	尺寸Size(in)						刀垫螺丝 Shim screw	刀垫 Shim	螺钉 Screw	扳手 Wrench	刀片 Inserts	
	a	b	L	h	f	e						
★ SCLCR/L06-2J	0.375	0.375	2.75	0.375	0.47	0.4	-	-	L60 M2.5X6	T8	CC..0602..	
★ SCLCR/L08-3J	0.5	0.5	3.5	0.5	0.63	0.6			L60 M3.5X8	T15	CC..09T3..	
★ SCLCR/L10-3A	0.625	0.625	4	0.625	0.79	0.6			SM6X10XA	L60 M4X11X	S4\T15	CC..1204..
★ SCLCR/L12-3C	0.75	0.75	5	0.75	1.0	0.8						
★ SCLCR/L12-4C	0.75	0.75	5	0.75	1.0	0.8						
★ SCLCR/L16-4D	1.0	1.0	6	1.0	1.25	1.0						

- 订货示例: 1件 SCLCR12-3C 1件SCLCL12-3C * R = 右手 L = 左手 ● 刀片需要单独订购
- “★”号表示常备库存
- Ordering Example: 1pcs SCLCL12-3C 1pcs SCLCL12-3C * R=right hand L= left hand
- Inserts need to be ordered separately
- " " indicates standing stock



内孔车削刀杆 (英制S型) Internal turning tool holder(Inch S type)

95° S..SCLC..

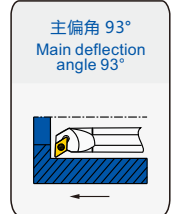
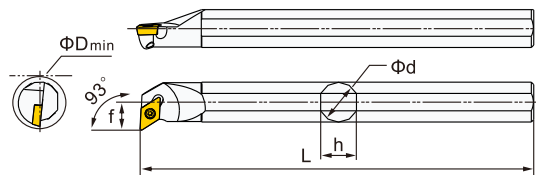


	尺寸Size(in)									
	D	f _(mm)	L	h	D _{min(mm)}					
★ S05K-SCLCR/L-2	0.313	5.0	5.39	0.289	10					
★ S06M-SCLCR/L-2	0.375	6.0	6.0	0.336	12			L60 M2.5X6	T8	CC..0602..
★ S08M-SCLCR/L-2	0.5	9.0	6.0	0.461	16					
★ S08M-SCLCR/L-3	0.5	9.0	6.0	0.461	16					
★ S10R-SCLCR/L-3	0.625	11.0	8.0	0.586	20	-	-			
★ S12Q-SCLCR/L-3	0.7	13.0	7.0	0.671	25					
★ S12S-SCLCR/L-3	0.75	13.0	10.0	0.671	25			L60 M3.5X8	T15	CC..09T3..
★ S16Q-SCLCR/L-3	1.0	17.0	7.0	0.921	32					
★ S16T-SCLCR/L-3	1.0	17.0	12.0	0.921	32					
★ S20R-SCLCR/L-4	12.5	22.0	8.0	1.17	40	SM6X10XA	C12BS	L60 M4X11X	S4\T15	CC..1204..
★ S20U-SCLCR/L-4	12.5	22.0	14.0	1.17	40					

- 订货示例: 1件 S12Q-SCLCR-3 1件S12Q-SCLCL-3 * R = 右手 L = 左手 ● 刀片需要单独订购
- “★” 号表示常备库存
- Ordering Example: 1pcs S12Q-SCLCL-3 1pcs S12Q-SCLCL-3 * R=right hand L= left hand
- Inserts need to be ordered separately
- " " indicates standing stock

内孔车削刀杆 (英制S型) Internal turning tool holder(Inch S type)

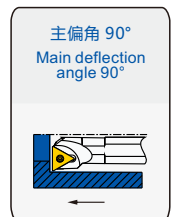
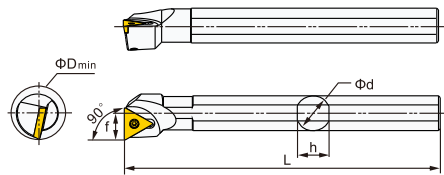
93° S..SDUC..



型号 Model	尺寸Size(in)					刀垫螺丝 Shim screw	刀垫 Shim	螺钉 Screw	扳手 Wrench	刀片 Inserts
	D	f(mm)	L	h	D _{min} (mm)					
★ S08M-SDUCR/L-2	0.5	9	6.0	0.461	16					
★ S10M-SDUCR/L-2	0.625	11	6.0	0.586	20			L60 M2.5X6	T8	DC..0702..
★ S10R-SDUCR/L-2	0.625	11	8.0	0.586	20			L60 M3.5X8	T15	DC..11T3..
★ S12Q-SDUCR/L-3	0.75	13	7.0	0.671	24					
★ S12S-SDUCR/L-3	0.75	13	10.0	0.671	24	-	-			

- 订货示例: 1件 S12Q-SDUCR-3 1件S12Q-SDUCL-3 * R = 右手 L = 左手 ● 刀片需要单独订购
- “★”号表示常备库存
- Ordering Example: 1pcs S12Q-SDUCR-3 1pcs S12Q-SDUCL-3 * R=right hand L= left hand
- Inserts need to be ordered separately
- " " indicates standing stock

90° S..STFC..



型号 Model	尺寸Size(in)					刀垫螺丝 Shim screw	刀垫 Shim	螺钉 Screw	扳手 Wrench	刀片 Inserts
	D	f(mm)	L	h	D _{min} (mm)					
★ S08M-STFCR/L-2	0.5	9	6.0	0.461	16					
★ S10M-STFCR/L-2	0.625	11	6.0	0.586	20			L60 M2.5X6	T8	TC..1102..
★ S12S-STFCR/L-2	0.75	13	8.0	0.671	25			L60 M3.5X8	T15	TC..16T3..
★ S12Q-STFCR/L-3	0.75	13	7.0	0.671	25					

- 订货示例: 1件 S12Q-STFCR-3 1件S12Q-STFCL-3 * R = 右手 L = 左手 ● 刀片需要单独订购
- “★”号表示常备库存
- Ordering Example: 1pcs S12Q-STFCR-3 1pcs S12Q-STFCL-3 * R=right hand L= left hand
- Inserts need to be ordered separately
- " " indicates standing stock



精准冷却车刀杆

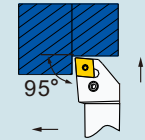
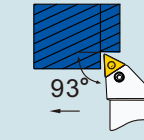
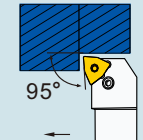
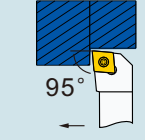

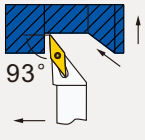
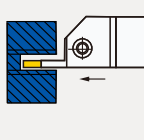
HIGH PRESSURE PRECISION COOLING
TURNING TOOL HOLDER

传统工艺与数字科技的完美结合，翰琛数控刀具，真金火炼，品质卓越。

The perfect combination of traditional technology and digital technology, HANCHENG CNC cutting tools, real gold fire refining, excellent quality.

精准冷却刀具型号及加工形式

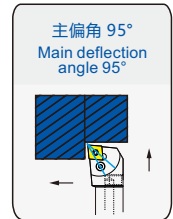
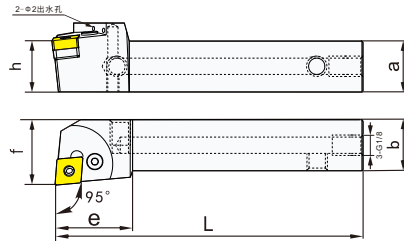
Precision cooling of tool holder type and processing form

<p>PCLNR/L</p>  <p>Cold P108</p>	<p>PTJNR/L</p>  <p>Cold P108</p>	<p>PWLNR/L</p>  <p>Cold P109</p>	<p>SCLCR/L</p>  <p>Cold P110</p>	<p>SDJCR/L</p>  <p>Cold P110</p>
<p>SVJ..R/L</p>  <p>Cold P111</p>	<p>MGEHR/L</p>  <p>Cold P112</p>			

精准冷却外圆刀杆 (内冷P型)

Precision cooling external cylindrical tool holder (internal cooling P type)

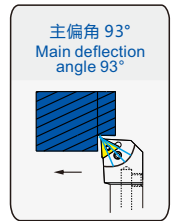
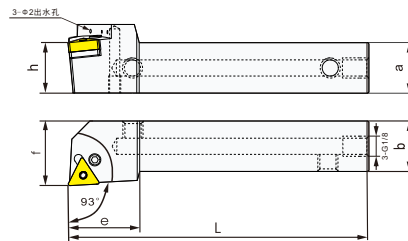
95° PCLN..A



型号 Model	尺寸Size(mm)						杠杆螺钉 Lever screw	刀垫 Shim	杠杆 Lever	档销 Stop pin	扳手 Wrench	刀片 Inserts
	a	b	L	h	f	e						
★ PCLNR/L2020K12A	20	20	125	20	25	38	MCS821	C12BP	L4	SP4	S3	CN..1204..
★ PCLNR/L2525M12A	25	25	150	25	32	38						
★ PCLNR/L3232P12A	32	32	170	32	40	38						

- 订货示例: 1件 PCLNR2020K12A 1件 PCLNL2020K12A * R = 右手 L = 左手 ● 刀片需要单独订购
- “★”号表示常备库存
- Ordering Example: 1pcs PCLNR2020K12A 1pcs PCLNL2020K12A * R=right hand L= left hand
- Inserts need to be ordered separately
- " " indicates standing stock

93° PTJN..A



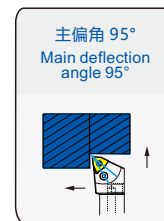
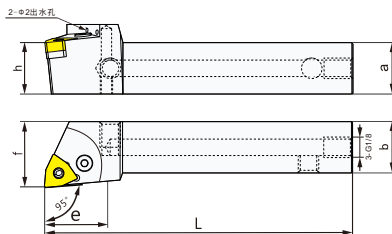
型号 Model	尺寸Size(mm)						杠杆螺钉 Lever screw	刀垫 Shim	杠杆 Lever	档销 Stop pin	扳手 Wrench	刀片 Inserts
	a	b	L	h	f	e						
★ PTJNR/L2020K16A	20	20	125	20	25	35	MCS617	T16BP	L3	Sp3	S2.5	TN..1604..
★ PTJNR/L2525M16A	25	25	150	25	32	35						
★ PTJNR/L3232P16A	32	32	170	32	40	35						

- 订货示例: 1件 PTJNR2020K16A 1件 PTJNL2020K16A * R = 右手 L = 左手 ● 刀片需要单独订购
- “★”号表示常备库存
- Ordering Example: 1pcs PTJNR2020K16A 1pcs PTJNL2020K16A * R=right hand L= left hand
- Inserts need to be ordered separately
- " " indicates standing stock

精准冷却冷却外圆刀杆 (P型)

Precision cooling external cylindrical tool holder (internal cooling P type)

95° PWLN..A



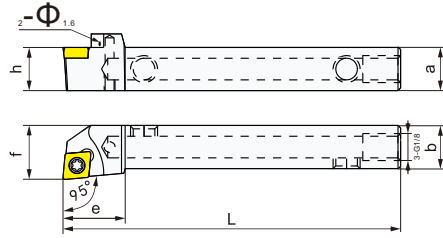
型号 Model	尺寸Size(mm)						杠杆螺钉 Lever screw	刀垫 Shim	杠杆 Lever	档销 Stop pin	板手 Wrench	刀片 Inserts
	a	b	L	h	f	e						
★ PWLNR/L2020K08A	20	20	125	20	25	38						
★ PWLNR/L2525M08A	25	25	150	25	32	38	MCS821	W08BP	L4	SP4	S3	WN..0804..
★ PWLNR/L3232P08A	32	32	170	32	40	38						

- 订货示例：1件 PWLNR2020K08A 1件 PWLNL2020K08A * R = 右手 L = 左手 ● 刀片需要单独订购
- “★”号表示常备库存
- Ordering Example: 1pcs PWLNR2020K08A 1pcs PWLNL2020K08A * R=right hand L= left hand
- Inserts need to be ordered separately
- " " indicates standing stock

精准冷却外圆刀杆 (S型)

Precision cooling external cylindrical tool holder (internal cooling S type)

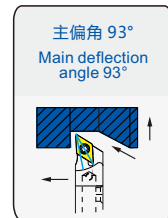
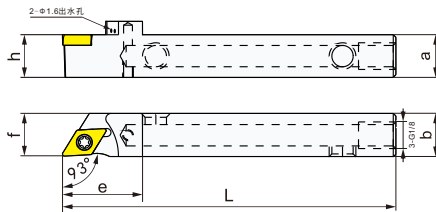
95° SCLC..A



型号 Model	尺寸Size(mm)						螺钉 Screw	扳手 Wrench	刀片 Inserts
	a	b	L	h	f	e			
★ SCLCR/L1212H09A	12	12	100	12	16	16	L60 M4X10	T15	CC..09T3..
★ SCLCR/L1616K09A	16	16	120	16	20	16			
★ SCLCR/L2020K09A	20	20	125	20	23	16			

- 订货示例: 1件 SCLCR1616K09A 1件 SCLCL1616K09A * R = 右手 L = 左手 ● 刀片需要单独订购
- “★”号表示常备库存
- Ordering Example: 1pcs SCLCR1616K09A 1pcs SCLCL1616K09A * R=right hand L= left hand
- Inserts need to be ordered separately
- " " indicates standing stock

93° SDJC..A



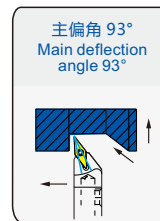
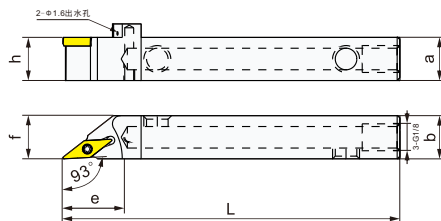
型号 Model	尺寸Size(mm)						螺钉 Screw	扳手 Wrench	刀片 Inserts
	a	b	L	h	f	e			
★ SDJCR/L1212H07A	12	12	100	12	16	15	L60 M2.5X6	T8	DC..0702..
★ SDJCR/L1616K11A	16	16	125	16	20	22	L60 M4X10	T15	DC..11T3..
★ SDJCR/L2020K11A	20	20	125	20	23	22			

- 订货示例: 1件 SDJCR1616K11A 1件 SDJCL1616K11A * R = 右手 L = 左手 ● 刀片需要单独订购
- “★”号表示常备库存
- Ordering Example: 1pcs SDJCR1616K11A 1pcs SDJCL1616K11A * R=right hand L= left hand
- Inserts need to be ordered separately
- " " indicates standing stock

精准冷却外圆刀杆 (内冷S型)

Precision cooling external cylindrical tool holder (internal cooling S type)

93° SVJC..A



型号 Model	尺寸Size(mm)						螺钉 Screw	扳手 Wrench	刀片 Inserts
	a	b	L	h	f	e			
★ SVJCR/L1212H11A	12	12	100	12	16	25	L60 M2.5X6	T8	VC..1103..
★ SVJCR/L1616K11A	16	16	100	16	20	25			
★ SVJCR/L2020K11A	20	20	125	20	23	25			

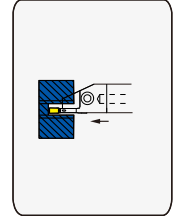
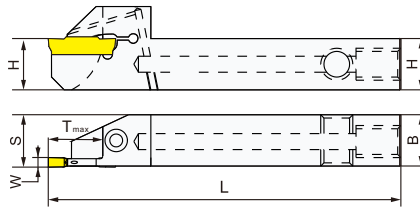
- 订货示例: 1件 SVJCR1616K11A 1件 SVJCL1616K11A * R = 右手 L = 左手 ● 刀片需要单独订购
- “★”号表示常备库存
- Ordering Example: 1pcs SVJCR1616K11A 1pcs SVJCL1616K11A * R=right hand L= left hand
- Inserts need to be ordered separately
- " " indicates standing stock



精准冷却外圆槽刀杆

Precision cooling of external groove tool holder

MGEH..A



型号 Model	尺寸Size(mm)						内六角螺钉 Socket head cap screw	扳手 Wrench	刀片 Inserts
	B	H	L	T _{max}	S	W			
★ MGEHR/L1212-15T13HA	12	12	100	13	12.2	1.5	LM60 M4X16	S3	M..MN150
★ MGEHR/L1212-20T14HA	12	12	100	14	12.25	2.0			M..MN200
★ MGEHR/L1616-25T16KA	16	16	125	16	16.3	2.5	M5X20	S4	M..MN250
★ MGEHR/L1616-30T18KA	16	16	125	18	16.4	3.0	M6X20	S5	M..MN300

- 1 MGEHR1212-20T14HA 1 MGEHL1212-20T14HA * R = 右手 L = 左手 ● 刀片需要单独订购
- “★”号表示常备库存
- Ordering Example: 1pcs MGEHR1212-20T14HA 1pcs MGEHL1212-20T14HA * R=right hand L= left hand
- Inserts need to be ordered separately
- " " indicates standing stock



螺纹车刀杆

THREADING TOOL HOLDER

传统工艺与数字科技的完美结合，翰琛数控刀具，真金火炼，品质卓越。
The perfect combination of traditional technology and digital technology, HANCHENG CNC cutting tools, real gold fire refining, excellent quality.





螺纹车刀杆型号表示规则

Thread turning tool model indication rules

S	E	R	20	20	K	16	C
1	2	3	4	5	6	7	8

1. 压紧方式 Pressing method	
C	上压式 Upper pressure type
S	螺钉压紧式 Screw pressing type

2. 螺纹形式 Thread form	
N	内螺纹 internal thread
E	外螺纹 External thread
T	立装螺纹 Vertical thread

3. 切割方向 Cutting direction	
R	右切 Right Cut
L	左切 Left Cut

4. 刀尖高度 Tip height
单位(Unit): mm 圆刀杆用00表示 Round holder is indicated by diameter

5. 刀体宽度 Width of inserts
单位(Unit): mm 圆刀杆用直径表示 Round holder is indicated by diameter

6. 刀具长度 Tool length	
H	100
K	125
M	150
P	170
Q	180

7. 刀片尺寸 Inserts size		
代号 Code	三角形边长 Triangle side length	内角圆 Inner corner rounding
11	11	6.35
16	16	9.525
22	22	12.70

8. 自编号 Self-numbering

螺纹刀片型号编制说明 Thread insert type compilation instructions

16	N	R	1.75	ISO
1	2	3	4	5

7. 刀片尺寸 Blade size		
代号 Code	三角形边长 Triangle side length	内角圆 Inner corner rounding
11	11	6.35
16	16	9.525
22	22	12.70

2. 螺纹方式 Thread type	
N	内螺纹 Internal thread
E	外螺纹 External thread

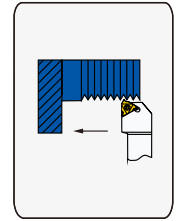
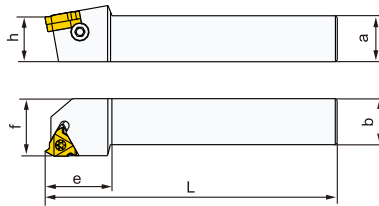
3. 切削方向 Cutting direction	
R	右切 Right Cut
L	左切 Left Cut

4. 螺距代号 Pitch code
1、公制: 螺距 例: 0.75=0.75mm螺距 1. Metric: Pitch Example: 0.75 = 0.75mm pitch 2、英制: 扣/inch 例: 8=8扣/inch 2. Inches: buckle/inch Example: 8 = 8 buckles/inch 3、AG60: 60° 泛螺距 3. AG60: 60° pan pitch

4. 螺距代号 Pitch code
ISO = ISO 米制螺纹 ISO = ISO metric thread W = 惠式螺纹 W = Whitely thread

外螺纹车削刀杆 External thread turning tool holder

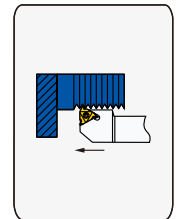
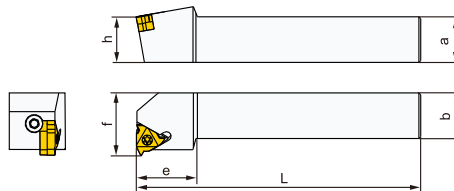
SER/L..



型号 Model	尺寸Size(mm)						螺钉 Screw	刀垫 Shim	蘑菇钉 Mushroom nail	扳手 Wrench	刀片 Inserts
	a	b	L	h	f	e					
★ SER/L1212H11C	12	12	100	12	16	20	L60 M2.5X6	-	-	T8	11ER/L..
★ SER/L1616H11C	16	16	100	16	20	20	L60 M3.5X14	MT16-M	M4X8M	T15 S2.5	16ER/L..
★ SER/L1212H16C	12	12	100	12	16	25					
★ SER/L1616H16C	16	16	100	16	20	25					
★ SER/L2020K16C	20	20	125	20	25	25					
★ SER/L2525M16C	25	25	150	25	32	25					
★ SER/L3225P16C	32	25	170	32	32	25					
★ SER/L3232P16C	32	32	170	32	40	25					
★ SER/L2525M22C	25	25	150	25	32	32					
★ SER/L3225P22C	32	25	170	32	32	32					
★ SER/L3232P22C	32	32	170	32	40	32					
★ SER/L4040R22C	40	40	200	40	50	40	L60 M4.5X15	MT22-MR/L	T20 S2.5	22ER/L..	
★ SER/L2525M27C	25	25	150	25	32	40					
★ SER/L3232P27C	32	32	170	32	40	40					
★ SER/L4040R27C	40	40	200	40	50	40	L60 M6X18	MT27-M	M4X10	T25 S3	27ER/L..

- 订货示例: 1件 SER2020K16C 1件 SEL2020K16C * R = 右手 L = 左手 ● 刀片需要单独订购
- “★”号表示常备库存
- Ordering Example: 1pcs SER2020K16C 1pcs SEL2020K16C * R=right hand L= left hand ● Inserts need to be ordered separately
- " " indicates standing stock

B-SER/L..

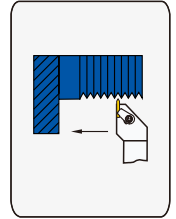
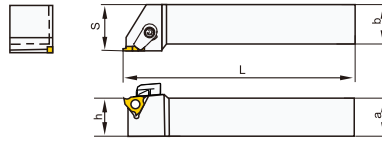


型号 Model	尺寸Size(mm)						螺钉 Screw	刀垫 Shim	蘑菇钉 Mushroom nail	扳手 Wrench	刀片 Inserts				
	a	b	L	h	f	e									
★ B-SER/L1616H16C	16	16	100	16	20	25	L60 M3.5X14	MT16-M	M4X8M	T15 S2.5	16ER/L..				
★ B-SER/L2020K16C	20	20	125	20	25	25									
★ B-SER/L2525M16C	25	25	150	25	32	25									
B-SER/L3232P16C	32	32	170	32	40	25									
★ B-SER/L2525M22C	25	25	150	25	32	32									
B-SER/L3232P22C	32	32	170	32	40	32									
★ B-SER/L2525M27C	25	25	150	25	32	40						L60 M4.5X15	MT22-MR/L	T20 S2.5	22ER/L..
B-SER/L3232P27C	32	32	170	32	40	32									
B-SER/L4040R27C	40	40	200	40	50	40									

- 订货示例: 1件 B-SER2020K16C 1件 B-SEL2020K16C * R = 右手 L = 左手 ● 刀片需要单独订购
- “★”号表示常备库存
- Ordering Example: 1pcs B-SER2020K16C 1pcs B-SEL2020K16C * R=right hand L= left hand ● Inserts need to be ordered separately
- " " indicates standing stock

立装外螺纹车削刀杆 Vertical external thread turning tool holder

STR..

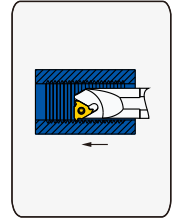
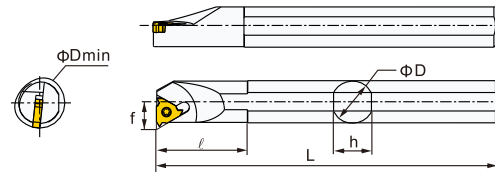


型号 Model	尺寸Size(mm)					螺钉 Screw	板手 Wrench	压板 Pressure plate	双头螺栓 Stud bolts	刀片 Inserts
	a	b	L	h	s					
★ STR1616H16C	16	16	100	16	18	L90 M3.5X10	T15 S2.5	MC515	MS520	16VER..
★ STR2020K16C	20	20	125	20	22					
★ STR2525M16C	25	25	150	25	27					

- 订货示例：1件 STR2020K16C * R=右手 L=左手 ● 刀片需要单独订购
- “★”号表示常备库存
- Ordering Example: 1pcs STR2020K16C * R=right hand L= left hand
- Inserts need to be ordered separately
- " " indicates standing stock

内螺纹车削刀杆 Internal thread turning tool holder

SNR/L..

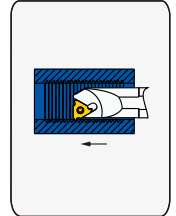
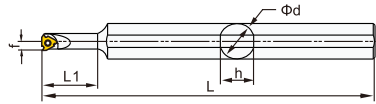


型号 Model	尺寸Size(mm)						螺钉 Screw	扳手 Wrench	刀垫 Shim	压板 Pressure plate	双头螺栓 Stud bolts	刀片 Inserts
	d	f	L	L ₁	h	D _{min}						
★ SNR/L0010H11C	10	7.4	100	32	9	12	L60 M2.5X5	T8				11NR/L..
★ SNR/L0012K11C	12	8.5	125	32	11	15	L60 M2.5X6					
★ SNR/L0013M11C	13	9	150	40	15	16						
★ SNR/L0013M16C	13	10.2	150	40	15	16	L60 M3.5X8	T15			16NR/L..	
★ SNR/L0016N16C	16	12	160	45	15	20						
★ SNR/L0020Q16C	20	14	180	50	19	25						
★ SNR/L0025R16C	25	17	200	55	24	30	L60 M3.5X10					
★ SNR/L0032S16C	32	20	250	60	30	36						
★ SNR/L0040T16C	40	24	300	55	38	46						
★ SNR/L0050U16C	50	29	350	45	48	56	L60 M4.5X12	T20			22NR/L..	
★ SNR/L0020Q22C	20	16	180	50	19	24						
★ SNR/L0025R22C	25	18.5	200	55	24	29						
★ SNR/L0032S22C	32	22	250	60	30	38	L60 M6X18				27NR/L..	
★ SNR/L0040T22C	40	26	300	40	38	46						
★ SNR/L0050U22C	50	31	350	45	48	56						
★ SNR/L0032S27C	32	21	250	60	30	38	L60 M3.5X14	T15 S2.5			16NR/L..	
★ SNR/L0040T27C	40	25	300	60	38	46						
★ SNR/L0050U27C	50	31	350	60	48	56						
★ SNR/L0020Q16W	20	14	180	50	18	24	L60 M4.5X15				22NR/L..	
★ SNR/L0025R16W	25	17	200	55	24	29						
★ SNR/L0032S16W	32	20	250	60	30	38						
★ SNR/L0040T16W	40	24	300	45	38	46	L60 M6X18	T20 S2.5			27NR/L..	
★ SNR/L0050U16W	50	29	350	50	48	56						
★ SNR/L0025R22W	25	18.5	200	55	24	29						
★ SNR/L0032S22W	32	22	250	60	30	38	MT16-M				16NR/L..	
★ SNR/L0040T22W	40	26	300	45	38	46						
★ SNR/L0050U22W	50	31	350	55	48	56						
★ SNR/L0032S27W	32	21	250	60	30	38	MT22-MR/L				22NR/L..	
★ SNR/L0040T27W	40	25	300	60	38	46						
★ SNR/L0050U27W	50	31	350	60	48	56						
★ SNR/L0040T27W	40	25	300	60	38	46	L60 M6X18	T20 S2.5		MS620	MC625	27NR/L..
★ SNR/L0050U27W	50	31	350	60	48	56						

- 订货示例：1件 SNR0020Q16C 1件 SNL0020Q16C * R = 右手 L = 左手 ● 刀片需要单独订购
- “★”号表示常备库存
- Ordering Example: 1pcs SNR0020Q16C 1pcs SNL0020Q16C * R=right hand L= left hand
- Inserts need to be ordered separately
- " " indicates standing stock

内螺纹车削刀杆 Internal thread turning tool holder

SNR/L..-A



型号 Model	尺寸Size(mm)							螺钉 Screw	扳手 Wrench	刀片 Inserts
	d	d ₁	f	L	L ₁	h	D _{min}			
★ SNR/L0008K08-A16	16	8	5.2	125	20	15	10	L60 M2.2X5	T6	08NR/L..
★ SNR/L0010K11-A16	16	10	7.4	125	25	15	12	L60 M2.5X5	T8	11NR/L..
★ SNR/L0012K11-A16	16	12	8.5	125	28	15	15	L60 M2.5X6		

- 订货示例: 1件 SNR0012K11-A16 1件 SNL0012K11-A16 * R = 右手 L = 左手 ● 刀片需要单独订购
- “★”号表示常备库存
- Ordering Example: 1pcs SNR0012K11-A16 1pcs SNL0012K11-A16 * R=right hand L=left hand
- Inserts need to be ordered separately
- " " indicates standing stock



切槽切断刀杆

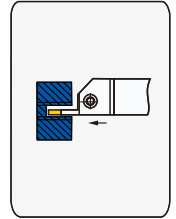
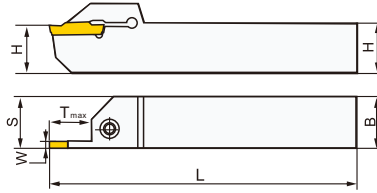
PARTING AND GROOVING

传统工艺与数字科技的完美结合，翰琛数控刀具，真金火炼，品质卓越。

The perfect combination of traditional technology and digital technology, HANCHENG CNC cutting tools, real gold fire refining, excellent quality.

外圆切断(切槽)刀杆 External cylindrical cutting (grooving) tool holder

QE..

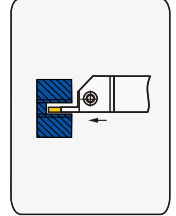
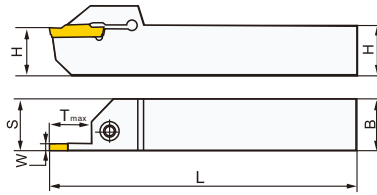


型号 Model	尺寸Size(mm)						内六角螺钉 Socket head cap screw	扳手 Wrench	刀片 Inserts	
	B	H	L	T _{max}	S	W				
★ QE1212R/L-2007HC	12	12	100	7	12.2	2	LM60 M4X15	T15	Z..BD020..	
★ QE1212R/L-2008HC	12	12	100	8	12.2	2				
★ QE1616R/L-2010HC	16	16	100	10	16.2	2	M5X16	S4		
★ QE2020R/L-2010KC	20	20	125	10	20.2	2	M6X20	S5		
★ QE2020R/L-2015KC	20	20	125	15	20.2	2				
★ QE2525R/L-2010MC	25	25	150	10	25.2	2	M5X16	S4		
★ QE2525R/L-2015MC	25	25	150	15	25.2	2				
★ QE1616R/L-2510HC	16	16	100	10	16.25	2.5	M5X16	S4	Z..ED025..	
★ QE1616R/L-2515HC	16	16	100	15	16.25	2.5				
★ QE2020R/L-2510KC	20	20	125	10	20.25	2.5	M6X20	S5		
★ QE2020R/L-2517KC	20	20	125	17	20.25	2.5				
★ QE2525R/L-2510MC	25	25	150	10	25.25	2.5	M5X16	S4		
★ QE2525R/L-2517MC	25	25	150	17	25.25	2.5				
★ QE1616R/L-3015HC	16	16	100	15	16.3	3	M5X16	S4	Z..FD030..	
★ QE2020R/L-3010KC	20	20	125	10	20.3	3				
★ QE2020R/L-3015KC	20	20	125	15	20.3	3	M6X20	S5		
★ QE2020R/L-3020KC	20	20	125	20	20.3	3				
★ QE2020R/L-3025KC	20	20	125	25	20.3	3				
★ QE2525R/L-3010MC	25	25	150	10	25.3	3				
★ QE2525R/L-3015MC	25	25	150	15	25.3	3				
★ QE2525R/L-3020MC	25	25	150	20	25.3	3				
★ QE2525R/L-3025MC	25	25	150	25	25.3	3	M5X16	S4		
★ QE3232R/L-3015PC	32	32	170	15	32.3	3				
★ QE3232R/L-3020PC	32	32	170	20	32.3	3	M6X20	S5		
★ QE1616R/L-4015HC	16	16	100	15	16.4	4				
★ QE2020R/L-4010KC	20	20	125	10	20.4	4				
★ QE2020R/L-4015KC	20	20	125	15	20.4	4				
★ QE2020R/L-4022KC	20	20	125	22	20.4	4				
★ QE2020R/L-4025KC	20	20	125	25	20.4	4				
★ QE2525R/L-4015MC	25	25	150	15	25.4	4				
★ QE2525R/L-4022MC	25	25	150	22	25.4	4				
★ QE2525R/L-4025MC	25	25	150	25	25.4	4				
★ QE3232R/L-4022PC	32	32	170	22	32.4	4				
★ QE2020R/L-5015KC	20	20	125	15	20.5	5			M6X20	S5
★ QE2020R/L-5022KC	20	20	125	22	20.5	5				
★ QE2020R/L-5025KC	20	20	125	25	20.5	5				
★ QE2525R/L-5015MC	25	25	150	15	25.5	5				
★ QE2525R/L-5022MC	25	25	150	22	25.5	5				
★ QE2525R/L-5025MC	25	25	170	25	25.5	5				
★ QE3232R/L-5022PC	32	32	170	22	32.5	5				
★ QE2020R/L-6022KC	20	20	125	22	20.6	6	M6X20	S5		
★ QE2020R/L-6025KC	20	20	125	25	20.6	6				
★ QE2525R/L-6020MC	25	25	150	20	25.6	6				
★ QE2525R/L-6025MC	25	25	150	25	25.6	6				
★ QE3232R/L-6025PC	32	32	170	25	32.6	6				
★ QE3232R/L-6025PC	32	32	170	25	32.6	6				

- 订货示例: 1件 QE2020R-2015KC 1件 QE2020L-2015KC * R = 右手 L = 左手 ● 刀片需要单独订购
- “★”号表示常备库存
- Ordering Example: 1pcs QE2020R-2015KC 1pcs QE2020L-2015KC * R=right hand L= left hand
- Inserts need to be ordered separately ● " " indicates standing stock

外圆切断(切槽)刀杆 External cylindrical cutting (grooving) tool holder

MGEH..



型号 Model	尺寸Size(mm)						内六角螺钉 Socket head cap screw	扳手 Wrench	刀片 Inserts
	B	H	L	T _{max}	S	W			
★ MGEHR/L1212-1.5T08HC	12	12	100	8	12.2	1.5	LM60 M4X15	T15	M..MN150
★ MGEHR/L1616-1.5T08HC	16	16	100	8	16.2	1.5	M5X16	S4	
★ MGEHR/L2020-1.5T08KC	20	20	125	8	20.25	1.5	M6X20	S5	
★ MGEHR/L1212-2T10HC	12	12	100	10	12.2	2	LM60 M4X12	T15	M..MN200
★ MGEHR/L1616-2T14HC	16	16	100	14	16.2	2	M5X16	S4	
★ MGEHR/L2020-2T10KC	20	20	125	10	20.2	2	M6X20	S5	
★ MGEHR/L2020-2T14KC	20	20	125	14	20.2	2			
★ MGEHR/L2525-2T14MC	25	25	150	14	25.2	2			
★ MGEHR/L1616-2.5T16HC	16	16	100	16	16.2	2.5	M5X16	S4	M..MN250
★ MGEHR/L2020-2.5T10KC	20	20	125	10	20.2	2.5	M6X20	S5	
★ MGEHR/L2020-2.5T16KC	20	20	125	16	20.2	2.5			
★ MGEHR/L2525-2.5T16MC	25	25	150	16	25.2	2.5			
★ MGEHR/L1616-3T18HC	16	16	100	18	16.3	3	M5X16	S4	M..MN300
★ MGEHR/L2020-3T10KC	20	20	125	10	20.3	3	M6X20	S5	
★ MGEHR/L2020-3T18KC	20	20	125	18	20.3	3			
★ MGEHR/L2525-3T10MC	25	25	150	10	25.3	3			
★ MGEHR/L2525-3T18MC	25	25	150	18	25.3	3			
★ MGEHR/L2525-3T25MC	25	25	150	25	25.3	3			
★ MGEHR/L3232-3T18PC	32	32	170	18	32.3	3			
★ MGEHR/L2020-4T10KC	20	20	125	10	20.4	4			
★ MGEHR/L2020-4T18KC	20	20	125	18	20.4	4			
★ MGEHR/L2525-4T10MC	25	25	150	10	25.4	4			
★ MGEHR/L2525-4T18MC	25	25	150	18	25.4	4			
★ MGEHR/L2525-4T25MC	25	25	150	25	25.4	4			
★ MGEHR/L3232-4T18PC	32	32	170	18	32.4	4			
★ MGEHR/L2020-5T15KC	20	20	125	15	20.5	5			M..MN500
★ MGEHR/L2020-5T23KC	20	20	125	23	20.5	5			
★ MGEHR/L2525-5T15MC	25	25	150	15	25.5	5			
★ MGEHR/L2525-5T23MC	25	25	150	23	25.5	5			
★ MGEHR/L3232-5T15PC	32	32	170	15	32.5	5			
★ MGEHR/L3232-5T23PC	32	32	170	23	32.5	5			M..MN600
★ MGEHR/L2525-6T15MC	25	25	150	15	25.6	6			
★ MGEHR/L2525-6T23MC	25	25	150	23	25.6	6			
★ MGEHR/L3232-6T15PC	32	32	170	15	32.6	6			
★ MGEHR/L3232-6T23PC	32	32	170	23	32.6	6			

● 订货示例: 1件 MGEHR2020-2T10KC 1件 MGEHL2020-2T10KC * R = 右手 L = 左手 ● 刀片需要单独订购

● “★”号表示常备库存

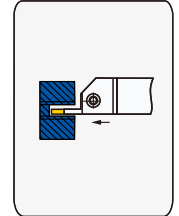
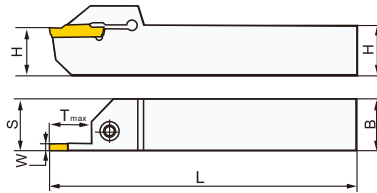
● Ordering Example: 1pcs MGEHR2020-2T10KC 1pcs MGEHL2020-2T10KC * R=right hand L= left hand

● Inserts need to be ordered separately

● " " indicates standing stock

外圆切断(切槽)刀杆 External cylindrical cutting (grooving) tool holder

QGWS..



型号 Model	尺寸Size(mm)						内六角螺钉 Socket head cap screw	扳手 Wrench	刀片 Inserts
	B	H	L	T _{max}	S	W			
★ QGWSR/L1616-2014HC	16	16	100	14.5	16.2	2	M5X16	S4	WG..20..
★ QGWSR/L2020-2014KC	20	20	125	14.5	20.2	2	M6X20	S5	
★ QGWSR/L2525-2014MC	25	25	150	14.5	25.2	2	M6X20	S5	
★ QGWSR/L1616-3017HC	16	16	100	17	16.3	3	M6X20	S5	WG..30..
★ QGWSR/L2020-3017KC	20	20	125	17	20.3	3			
★ QGWSR/L2525-3018MC	25	25	150	18	25.3	3			
QGWSR/L3232-3018PC	32	32	170	18	32.3	3			
★ QGWSR/L2020-4021KC	20	20	125	21	20.4	4	M6X20	S5	WG..40..
★ QGWSR/L2525-4021MC	25	25	150	21	25.4	4			
QGWSR/L3232-4021PC	32	32	170	21	32.4	4			
★ QGWSR/L2020-5021KC	20	20	125	21	20.5	5	M6X20	S5	WG..50..
★ QGWSR/L2525-5021MC	25	25	150	21	25.5	5			
QGWSR/L3232-5021PC	32	32	170	21	32.5	5			

● 订货示例: 1件 QGWSR2020-2014KC 1件 QGWSL2020-2014KC * R = 右手 L = 左手 ● 刀片需要单独订购

● "★" 号表示常备库存

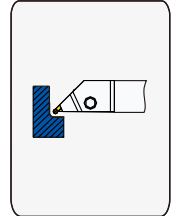
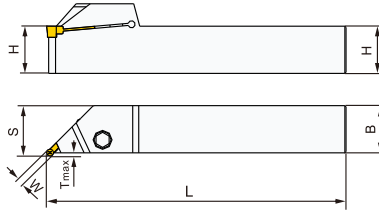
● Ordering Example: 1pcs QGWSR2020-2014KC 1pcs QGWSL2020-2014KC * R=right hand L= left hand

● Inserts need to be ordered separately


● " " indicates standing stock

外圆仿形加工刀杆 External profiling tool holder

MGEU..



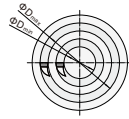
型号 Model	尺寸Size(mm)						内六角螺钉 Socket head cap screw 	板手 Wrench 	刀片 Inserts 						
	B	H	L	S	T _{max}	W									
MGEUR/L2020-3KC	20	20	125	23	3	3	M6X20	S5	MRMN300						
MGEUR/L2525-3MC	25	25	150	28	3	3									
MGEUR/L3232-3PC	32	32	170	35	3	3									
MGEUR/L2020-4KC	20	20	125	23	3	4			M6X20	S5	MRMN400				
MGEUR/L2525-4MC	25	25	150	28	3	4									
MGEUR/L3232-4PC	32	32	170	35	3	4									
MGEUR/L2020-5KC	20	20	125	24	4	5					M6X20	S5	MRMN500		
MGEUR/L2525-5MC	25	25	150	29	4	5									
MGEUR/L3232-5PC	32	32	170	36	4	5									
MGEUR/L2020-6KC	20	20	125	24	4	6							M6X20	S5	MRMN600
MGEUR/L2525-6MC	25	25	150	29	4	6									
MGEUR/L3232-6PC	32	32	170	36	4	6									

型号 Model	尺寸Size(mm)						内六角螺钉 Socket head cap screw 	板手 Wrench 	刀片 Inserts 						
	B	H	L	S	T _{max}	W									
★ QXFD2020R/L-3003KC	20	20	125	23	3	3	M6X20	S5	ZRFD03..						
★ QXFD2525R/L-3003MC	25	25	150	23	3	3									
QXFD2020R/L-4003KC	20	20	125	24	3	4			M6X20	S5	ZRGD04..				
QXFD2525R/L-4003MC	25	25	150	24	3	4									
QXFD2020R/L-5004KC	20	20	125	28	4	5					M6X20	S5	ZRHD05..		
QXFD2525R/L-5004MC	25	25	150	28	4	5									
QXFD2020R/L-6004KC	20	20	125	29	4	6							M6X20	S5	ZRKD06..
QXFD2525R/L-6004MC	25	25	150	29	4	6									

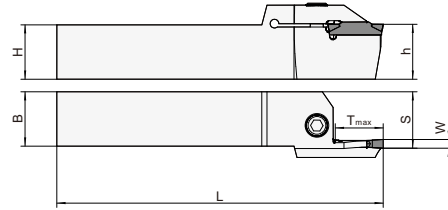
- 订货示例: 1件 QXFD2020R-3003KC 1件 QXFD2020L-3003KC * R = 右手 L = 左手 ● 刀片需要单独订购
- "★" 号表示常备库存
- Ordering Example: 1pcs QXFD2020R-3003KC 1pcs QXFD2020L-3003KC * R=right hand L= left hand
- Inserts need to be ordered separately
- " " indicates standing stock

端面切槽刀杆 Face grooving tool holder

QFHDR..



下刀直径范围
Diameter range of tool holder

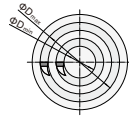


型号 Model	尺寸Size(mm)								内六角螺钉 Socket head cap screw	扳手 Wrench	刀片 Inserts
	B	H=h	L	S	T _{max}	W	D _{min}	D _{max}			
★ QFHDR/L2020K35/50-2512	20	20	125	21	12	2.5	35	50	M6X20	S5	ZTED025..
★ QFHDR/L2020K48/65-2517	20	20	125	21	17	2.5	48	65			
★ QFHDR/L2020K60/80-2517	20	20	125	21	17	2.5	60	80			
★ QFHDR/L2020K75/110-2517	20	20	125	21	17	2.5	75	110			
★ QFHDR/L2020K100/140-2517	20	20	125	21	17	2.5	100	140			
★ QFHDR/L2020K35/50-3012	20	20	125	21	12	3	35	50			
★ QFHDR/L2020K48/65-3017	20	20	125	21	17	3	48	65			
★ QFHDR/L2020K60/80-3017	20	20	125	21	17	3	60	80			
★ QFHDR/L2020K75/110-3017	20	20	125	21	17	3	75	110			
★ QFHDR/L2020K100/140-3017	20	20	125	21	17	3	100	140			
★ QFHDR/L2525M35/50-3012	25	25	150	21	12	3	35	50			
★ QFHDR/L2525M48/65-3017	25	25	150	26	17	3	48	65			
★ QFHDR/L2525M60/80-3017	25	25	150	26	17	3	60	80			
★ QFHDR/L2525M75/110-3017	25	25	150	26	17	3	75	110			
★ QFHDR/L2525M100/140-3017	25	25	150	26	17	3	100	140			ZTGD04..
★ QFHDR/L2020K40/60-4015	20	20	125	21	15	4	40	60			
★ QFHDR/L2020K56/76-4015	20	20	125	21	15	4	56	76			
★ QFHDR/L2020K68/100-4022	20	20	125	21	22	4	68	100			
★ QFHDR/L2020K90/140-4022	20	20	125	21	22	4	90	140			
★ QFHDR/L2525M40/60-4015	25	25	150	26	15	4	40	60			
★ QFHDR/L2525M56/76-4015	25	25	150	26	15	4	56	76			
★ QFHDR/L2525M68/100-4022	25	25	150	26	22	4	68	100			
★ QFHDR/L2525M90/140-4022	25	25	150	26	22	4	90	140			
★ QFHDR/L2525M130/220-4022	25	25	150	26	22	4	130	220			
★ QFHDR/L2525M180/400-4022	25	25	150	26	22	4	180	400			ZTHD05..
★ QFHDR/L2020K45/76-5015	20	20	125	21	15	5	45	76			
★ QFHDR/L2020K68/100-5022	20	20	125	21	22	5	68	100			
★ QFHDR/L2020K90/140-5022	20	20	125	21	22	5	90	140			
★ QFHDR/L2020K130/220-5022	20	20	125	21	22	5	130	220			
★ QFHDR/L2020K130/220-5022	25	25	150	26	22	5	45	76			
★ QFHDR/L2525M65/100-5022	25	25	150	26	22	5	65	100			
★ QFHDR/L2525M90/140-5022	25	25	150	26	22	5	90	140			
★ QFHDR/L2525M130/220-5022	25	25	150	26	22	5	130	220			
★ QFHDR/L2525M180/400-5022	25	25	150	26	22	5	180	400			
★ QFHDR/L2525M60/100-6022	25	25	150	26	22	6	60	100			
★ QFHDR/L2525M88/200-6022	25	25	150	26	22	6	88	200			
★ QFHDR/L2525M180/400-6022	25	25	150	26	22	6	180	400			

- 订货示例：1件 QFHDR2020K60/80-3017 1件 QFHDL2020K60/80-3017 * R = 右手 L = 左手 ● 刀片需要单独订购
- “★”号表示常备库存
- Ordering Example: 1pcs QFHDR2020K60/80-3017 1pcs QFHDL2020K60/80-3017 * R=right hand L= left hand
- Inserts need to be ordered separately
- " " indicates standing stock

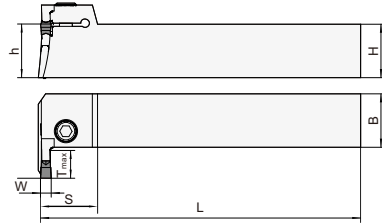
端面切槽刀杆 Face grooving tool holder

QFGD..



下刀直径范围

Diameter range of tool holder



型号 Model	尺寸Size(mm)								内六角螺钉 Socket head cap screw	扳手 Wrench	刀片 Inserts
	B	H	L	S	T _{max}	W	D _{min}	D _{max}			
★ QFGDR/L2020K35/50-3012	20	20	125	21	12	3	35	50	M6X20	S5	ZTFD03..
★ QFGDR/L2020K48/65-3017	20	20	125	21	17	3	48	65			
★ QFGDR/L2020K60/80-3017	20	20	125	21	17	3	60	80			
★ QFGDR/L2020K75/110-3017	20	20	125	21	17	3	75	110			
★ QFGDR/L2020K100/140-3017	20	20	125	21	17	3	100	140			
★ QFGDR/L2525M35/50-3012	25	25	150	26	12	3	35	50			
★ QFGDR/L2525M48/65-3017	25	25	150	26	17	3	48	65			
★ QFGDR/L2525M60/80-3017	25	25	150	26	17	3	60	80			
★ QFGDR/L2525M75/110-3017	25	25	150	26	17	3	75	110			
★ QFGDR/L2525M100/140-3017	25	25	150	26	17	3	100	140			
★ QFGDR/L2020K40/60-4015	20	20	125	21	15	4	40	60			ZTGD04..
★ QFGDR/L2020K56/76-4015	20	20	125	21	15	4	56	76			
★ QFGDR/L2020K68/100-4022	20	20	125	21	22	4	68	100			
★ QFGDR/L2020K90/140-4022	20	20	125	21	22	4	90	140			
★ QFGDR/L2525M40/60-4015	25	25	150	26	15	4	40	60			
★ QFGDR/L2525M56/76-4015	25	25	150	26	15	4	56	76			
★ QFGDR/L2525M68/100-4022	25	25	150	26	22	4	68	100			
★ QFGDR/L2525M90/140-4022	25	25	150	26	22	4	90	140			
★ QFGDR/L2525M130/220-4022	25	25	150	26	22	4	130	220			
★ QFGDR/L2525M180/400-4022	25	25	150	26	22	4	180	400			
★ QFGDR/L2020K45/76-5015	20	20	125	21	15	5	45	76	ZTHD05..		
★ QFGDR/L2020K68/100-5022	20	20	125	21	22	5	68	100			
★ QFGDR/L2020K90/140-5022	20	20	125	21	22	5	90	140			
★ QFGDR/L2020K130/220-5022	20	20	125	21	22	5	130	220			
★ QFGDR/L2525M65/100-5022	25	25	150	26	22	5	65	100			
★ QFGDR/L2525M90/140-5022	25	25	150	26	22	5	90	140			
★ QFGDR/L2525M130/220-5022	25	25	150	26	22	5	130	220			
★ QFGDR/L2525M180/400-5022	25	25	150	26	22	5	180	400			
★ QFGDR/L2525M60/100-6022	25	25	150	26	22	6	60	100		ZTKD06..	
★ QFGDR/L2525M88/200-6022	25	25	150	26	22	6	88	200			
★ QFGDR/L2525M180/400-6022	25	25	150	26	22	6	180	400			

● 订货示例：1件 QFGDR2020K60/80-3017

● “★”号表示常备库存

● Ordering Example: 1pcs QFGDR2020K60/80-3017

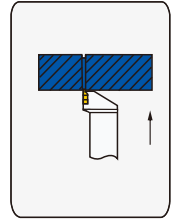
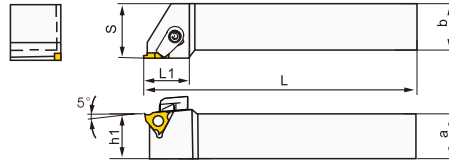
● " " indicates standing stock

● 刀片需要单独订购

● Inserts need to be ordered separately

外圆浅槽刀杆 External shallow groove tool holder

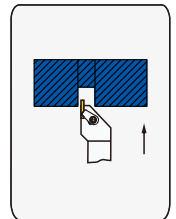
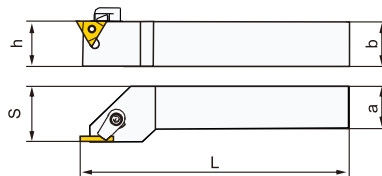
QTGF..



型号 Model	尺寸Size(mm)						双头螺栓 Stud bolts	压板 Pressure plate	螺钉 Screw	扳手 Wrench	刀片 Inserts
	a	b	L	h	L1	S					
★ QTGFR/L1010H16C	10	10	100	10	20	12	-	-	-	T15	QC16R/L.. GBA32R/L..
★ QTGFR/L1212H16C	12	12	100	12	20	16	MS520	MC515	L60 M4X8	T15 S2.5	
★ QTGFR/L1616H16C	16	16	100	16	20	20					
★ QTGFR/L2020K16C	20	20	125	20	20	25					
★ QTGFR/L2525M16C	25	25	150	25	20	30	MS520	MC515	L60 M5X12	T20 S2.5	QC22R/L.. GBA43R/L..
★ QTGFR/L2020K22C	20	20	125	20	25	25					
★ QTGFR/L2525M22C	25	25	150	25	25	30					

- 订货示例: 1件 QTGFR2020K16C 1件 QTGFL2020K16C * R = 右手 L = 左手 ● 刀片需要单独订购
- "★" 号表示常备库存
- Ordering Example: 1pcs QTGFR2020K16C 1pcs QTGFL2020K16C * R=right hand L= left hand
- Inserts need to be ordered separately
- " " indicates standing stock

QT..

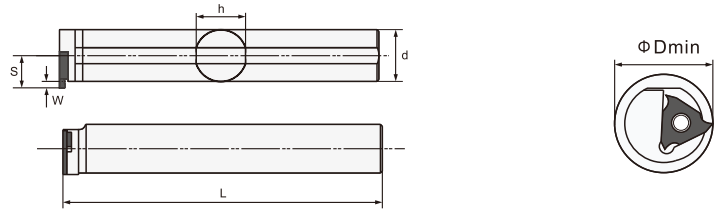


型号 Model	尺寸Size(mm)					双头螺栓 Stud bolts	压板 Pressure plate	螺钉 Screw	扳手 Wrench	刀片 Inserts
	a	b	L	h	S					
★ QTR/L1212H16C	12	12	100	12	14	-	-	-	T15	154.3-16..
★ QTR/L1616H16C	16	16	100	16	18	MS520	MC515	L90 M4X8	T15 S2.5	
★ QTR/L2020K16C	20	20	125	20	22					
★ QTR/L2525M16C	25	25	150	25	27					

- 订货示例: 1件 QTR2020K16C 1件 QTL2020K16C * R = 右手 L = 左手 ● 刀片需要单独订购
- "★" 号表示常备库存
- Ordering Example: 1pcs QTR2020K16C 1pcs QTL2020K16C * R=right hand L= left hand
- Inserts need to be ordered separately
- " " indicates standing stock

内孔浅槽刀杆 Internal shallow groove tool holder

S..QC..

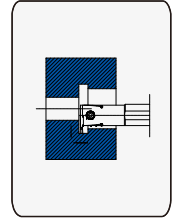
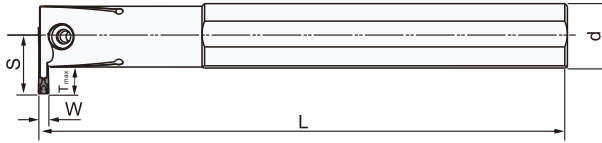


型号 Model	尺寸Size(mm)				螺钉 Screw	扳手 Wrench	刀片 Inserts
	d	S	L	D _{min}			
★ S16N-QC11R/L16D	10	11.1	150	16	L60 M2.5X6	T8	QC11R/L..
★ S16N-QC16R/L20D	12	10.8	160	20	L60 M4X8	T15	QC16R/L..
★ S20Q-QC16R/L25D	16	12.8	160	25			GBA32R/L..
★ S25R-QC16R/L30D	20	16.5	200	30	L60 M5X12	T20	QC22R/L..
★ S25R-QC22R/L35D	25	18.2	200	35			GBA43R/L..
★ S32S-QC22R/L40D	32	22	250	40			

- 订货示例: 1件 S20Q-QC16R25D 1件 S20Q-QC16L25D * R = 右手 L = 左手 ● 刀片需要单独订购
- "★"号表示常备库存
- Ordering Example: 1pcs S20Q-QC16R25D 1pcs S20Q-QC16L25D * R=right hand L= left hand
- Inserts need to be ordered separately
- " " indicates standing stock

内孔切槽刀杆 Internal grooving tool holder

C..Q..




型号 Model	尺寸Size(mm)						内六角螺钉 Socket head cap screw	扳手 Wrench	刀片 Inserts
	d	S	L	W	T _{max}	D _{min}			
★ C16M-QR/L2004C	16	12.4	150	2	4	22	M4X12	S3	Z..BD020..
★ C20Q-QR/L2005C	20	14	180	2	4	25	M5X16	S4	
★ C25R-QR/L2007C	25	17.7	200	2	5	34	M6X20	S5	
★ C16M-QR/L2504C	16	12.4	150	2.5	4	22	M4X12	S3	Z..ED025..
★ C20Q-QR/L2505C	20	15.2	180	2.5	5	27	M5X16	S4	
★ C25R-QR/L2507C	25	20.3	200	2.5	7	34	M6X20	S5	
★ C32S-QR/L2509C	32	25.3	250	2.5	9	42	M6X20	S5	Z..FD030..
★ C20Q-QR/L3005C	20	15.2	180	3	5	27	M5X16	S4	
★ C25R-QR/L3007C	25	20.3	200	3	7	34	M6X20	S5	
★ C32S-QR/L3009C	32	25.3	250	3	9	42			
★ C40T-QR/L3013C	40	31.3	300	3	13	52			
★ C25R-QR/L4009C	25	21.5	200	4	9	35	M6X20	S5	Z..GD040..
★ C32S-QR/L4011C	32	27.5	250	4	11	44			
★ C40T-QR/L4013C	40	33.5	300	4	13	54			
C25R-QR/L5009C	25	21.5	200	5	9	35	M6X20	S5	Z..HD050..
C32S-QR/L5011C	32	27.5	250	5	11	44			
★ C40T-QR/L5013C	40	33.5	300	5	13	54			
C25R-QR/L6009C	25	21.5	200	6	9	35	M6X20	S5	Z..KD060..
C32S-QR/L6011C	32	27.5	250	6	11	44			
★ C40T-QR/L6013C	40	33.5	300	6	13	54			



- 订货示例：1件 C20Q-QR3005C 1件 C20Q-QL3005C * R = 右手 L = 左手 ● 刀片需要单独订购
- “★”号表示常备库存

- Ordering Example: 1pcs C20Q-QR3005C 1pcs C20Q-QL3005C * R=right hand L= left hand
- Inserts need to be ordered separately
- " " indicates standing stock

内孔切槽刀杆 Internal grooving tool holder

C..MGIV..

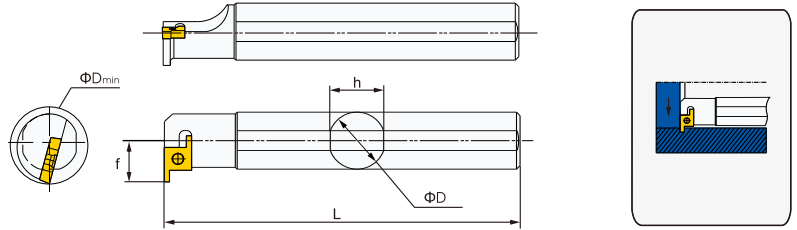


型号 Model	尺寸Size(mm)						内六角螺钉 Socket head cap screw 	扳手 Wrench 	刀片 Inserts 
	d	S	L	W	T _{max}	D _{min}			
★ C16M-MGIVR/L15T4C	16	12.4	150	1.5	4	20	M4X12	S3	M..N150..
★ C20Q-MGIVR/L15T4C	20	14	180	1.5	4	25	M5X16	S4	
★ C25R-MGIVR/L15T4C	25	16	200	1.5	4	29	M6X20	S5	
★ C16M-MGIVR/L20T4C	16	12.4	150	2	4	20	M5X12	S3	M..N200..
★ C20Q-MGIVR/L20T4C	20	14	180	2	4	25	M5X16	S4	
★ C25R-MGIVR/L20T4C	25	16	200	2	4	29	M6X20	S5	
★ C16M-MGIVR/L25T4C	16	12.5	150	2.5	4	20	M4X12	S3	M..N250..
★ C20Q-MGIVR/L25T5C	20	15.2	180	2.5	5	27	M5X16	S4	
★ C25R-MGIVR/L25T7C	25	20.3	200	2.5	7	33	M6X20	S5	
★ C32S-MGIVR/L25T9C	32	25.3	250	2.5	9	42			
★ C16M-MGIVR/L30T7C	16	12.9	150	3	7	23	M4X12	S3	M..N300..
★ C20Q-MGIVR/L30T5C	20	15.6	180	3	5	27	M5X16	S4	
★ C25R-MGIVR/L30T7C	25	20.3	200	3	7	33	M6X20	S5	
★ C32S-MGIVR/L30T11C	32	25.3	250	3	11	42			
★ C40T-MGIVR/L30T13C	40	31.3	300	3	13	54			
★ C20Q-MGIVR/L40T5C	20	15.6	180	4	5	27	M5X16	S4	M..N400..
★ C25R-MGIVR/L40T9C	25	21.5	200	4	9	35	M6X20	S5	
★ C32S-MGIVR/L40T11C	32	27.5	250	4	11	44			
★ C40T-MGIVR/L40T13C	40	33.5	300	4	13	54			
★ C25R-MGIVR/L50T9C	25	21.5	200	5	9	35			
★ C32S-MGIVR/L50T11C	32	27.5	250	5	11	44			M..N500..
★ C40T-MGIVR/L50T13C	40	33.5	300	5	13	54			
★ C25R-MGIVR/L60T9C	25	21.5	200	6	9	35			M..N600..
★ C32S-MGIVR/L60T11C	32	27.5	250	6	11	44			
★ C40T-MGIVR/L60T13C	40	33.5	300	6	13	54			

- 订货示例: 1件 C20Q-MGIVR30T5C 1件 C20Q-MGIVL30T5C * R = 右手 L = 左手 ● 刀片需要单独订购
- "★" 号表示常备库存
- Ordering Example: 1pcs C20Q-MGIVR30T5C 1pcs C20Q-MGIVL30T5C * R=right hand L= left hand
- Inserts need to be ordered separately
- " " indicates standing stock

小径内孔切槽刀杆 Small diameter internal grooving tool holder

SNGR..

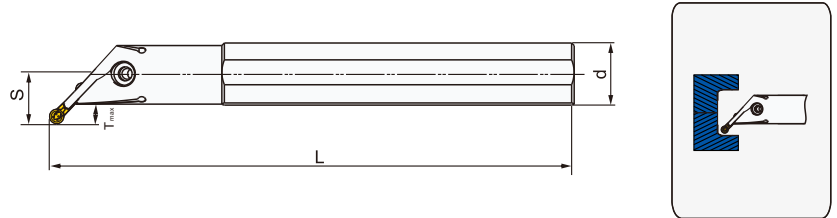


型号 Model	尺寸Size(mm)					螺钉 Screw	扳手 Wrench	刀片 Inserts
	d	f	L	h	D _{min}			
★ SNGR08H06C	8	4.7	100	7.4	8	L60 M2.0X4	T6	6GR/L..
★ SNGR08H07C	8	5.8	100	7.4	10	L60 M2.2X5		7GR/L..
★ SNGR10K07C	10	6.8	125	9	12	L60 M2.2X5		8GR/L..
★ SNGR10K08C	10	7.6	125	9	14	L60 M2.2X6	T8	9GR/L..
★ SNGR12M08C	12	8.6	150	11	16	L60 M2.2X6		
★ SNGR16N09C	16	11.6	160	15	20	L60 M2.5X6	T8	
★ SNGR20Q09C	20	13.6	180	19	24			

- 订货示例：1件 SNGR12M08C
- “★”号表示常备库存
- Ordering Example: 1pcs SNGR12M08C
- Inserts need to be ordered separately
- " " indicates standing stock
- 刀片需要单独订购

内孔仿形加工刀杆 Internal profiling tool holder

C..MGIU..

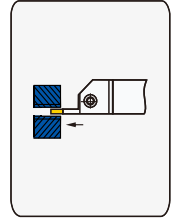
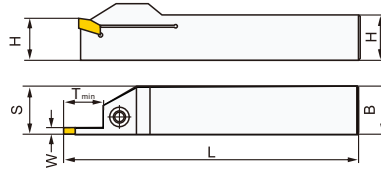


型号 Model	尺寸Size(mm)						内六角螺钉 Socket head cap screw	扳手 Wrench	刀片 Inserts
	d	S	L	H	T _{max}	D _{min}			
C20Q-MGIUR/L30C	20	13	180	18	3	35	M5X16	S4	MRMN300..
C25R-MGIUR/L30C	25	15.5	200	23	3	40			
C32S-MGIUR/L30C	32	19	250	30	3	50			
C20Q-MGIUR/L40C	20	13	180	18	3	35	M5X16	S4	MRMN400..
C25R-MGIUR/L40C	25	15.5	200	23	3	40			
C32S-MGIUR/L40C	32	19	250	30	3	50			
C25R-MGIUR/L50C	25	15.5	200	23	4	40	M6X20	S5	MRMN500
C32S-MGIUR/L50C	32	19	250	30	4	50			
C40T-MGIUR/L50C	40	23	300	37	4	60			
C25R-MGIUR/L60C	25	15.5	200	23	4	40	M6X20	S5	MRMN600..
C32S-MGIUR/L60C	32	19	250	30	4	50			
C40T-MGIUR/L60C	40	23	300	37	4	60			
C25R-MGIUR/L80C	25	15.5	200	23	6	40	M6X20	S5	MRMN800..
C32S-MGIUR/L80C	32	19	250	30	6	50			
C40T-MGIUR/L80C	40	23	300	37	6	60			

- 订货示例：1件 C20Q-MGIUR30C 1件 C20Q-MGIUL30C * R = 右手 L = 左手 ● 刀片需要单独订购
- “★”号表示常备库存
- Ordering Example: 1pcs C20Q-MGIUR30C 1pcs C20Q-MGIUL30C * R=right hand L= left hand
- Inserts need to be ordered separately
- " " indicates standing stock

切断加工刀杆 Cutting tool holde

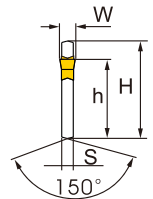
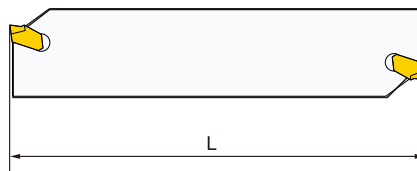
ZQ..



型号 Model	尺寸Size(mm)						内六角螺钉 Socket head cap screw	扳手 Wrench	刀片 Inserts
	W	S	L	H	B	T _{min}			
★ ZQ1616R/L2016HC	2	16.4	100	16	16	16	M4X16	S3	SP200 (KORLOY)
★ ZQ2020R/L2016KC	2	20.4	125	20	20	16	M6X20	S5	
★ ZQ1616R/L3020HC	3	16.4	100	16	16	20	M4X16	S3	ZQMX3N11-1E
★ ZQ2020R/L3025KC	3	20.4	125	20	20	25	M6X20	S5	
★ ZQ2525R/L3025MC	3	25.4	150	25	25	25			
★ ZQ3232R/L3025PC	3	32.4	170	32	32	25			
★ ZQ1616R/L4020HC	4	16.4	100	16	16	20	M4X16	S3	ZQMX4N11-1E
★ ZQ2020R/L4025KC	4	20.4	125	20	20	25	M6X20	S5	
★ ZQ2525R/L4025MC	4	25.4	150	25	25	25			
★ ZQ3232R/L4025PC	4	32.4	170	32	32	25			
★ ZQ2020R/L5025KC	5	20.5	125	20	20	25			M6X20
★ ZQ2525R/L5025MC	5	25.4	150	25	25	25			
★ ZQ3232R/L5025PC	5	32.4	170	32	32	25			
★ ZQ2020R/L6025KC	6	20.6	125	20	20	25	M6X20	S5	ZQMX6N11-1E 3.96402
★ ZQ2525R/L6025MC	6	25.6	150	25	25	25			
★ ZQ3232R/L6025PC	6	32.6	170	32	32	25			

- 订货示例：1件 ZQ2020R3025KC 1件 ZQ2020L3025KC * R=右手 L=左手 ● 刀片需要单独订购
- "★" 号表示常备库存
- Ordering Example: 1pcs ZQ2020R3025KC 1pcs ZQ2020L3025KC * R=right hand L= left hand
- Inserts need to be ordered separately
- " " indicates standing stock

ZQS..

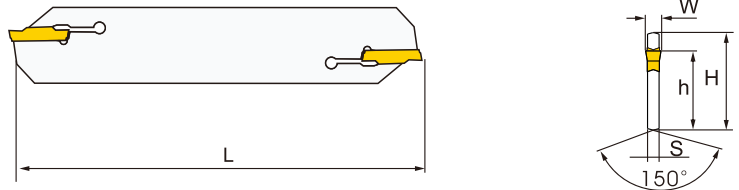



型号 Model	尺寸Size(mm)					刀片 Inserts
	H	h	L	S	W	
★ ZQS 263	26	20.5	110	2.4	3	ZQMX3N11-1E
★ ZQS 323	32	25.3	150	2.4	3	
★ ZQS 264	26	20.5	110	3.2	4	ZQMX4N11-1E
★ ZQS 324	32	25.3	150	3.2	4	
★ ZQS 265	26	20.5	110	4	5	ZQMX5N11-1E
★ ZQS 325	32	25.3	150	4	5	
★ ZQS 326	32	25.3	150	5	6	ZQMX6N11-1E

- 订货示例：1件 ZQS323 ● 刀片需要单独订购
- "★" 号表示常备库存
- Ordering Example: 1pcs ZQS323 ● Inserts need to be ordered separately
- " " indicates standing stock

切断加工刀条&刀座 Cutting Processing blade and blade seat

QES..






型号 Model	尺寸Size(mm)					刀片 Inserts 
	H	h	L	S	W	
★ QES 263	26	20.5	110	2.4	3	ZPFS0302-MG
★ QES 323	32	25.3	150	2.4	3	
★ QES 264	26	20.5	110	3.2	4	ZPGS0402-MG
★ QES 324	32	25.3	150	3.2	4	
★ QES 265	26	20.5	110	4	5	ZPHS0503-MG
★ QES 325	32	25.3	150	4	5	
★ QES 326	32	25.3	150	5	6	ZPKS0604-MG

- 订货示例: 1件 QES323
- 刀片需要单独订购
- "★"号表示常备库存
- Ordering Example: 1pcs QES323
- Inserts need to be ordered separately
- " " indicates standing stock

QMN..



型号 Model	尺寸Size(mm)					压板 Blade 	内六角螺钉 Socket head cap screw 	板手 Wrench 
	H	h	L	S	A			
★ QMN 16-26	16	43	86	33	15	QMC26	GB70-85-M6X12	S5
★ QMN 20-26	20	43	86	38	19			
★ QMN 25-26	25	43	86	42	23	QMC32	GB70-85-M6X12	S5
★ QMN 32-26	32	43	86	48	30			
★ QMN 20-32	20	49	110	38	19	QMC32	GB70-85-M6X12	S5
★ QMN 25-32	25	49	110	42	23			
★ QMN 32-32	32	53	100	48	30	QMC32	GB70-85-M6X12	S5
★ QMN 32-32	32	53	100	48	30			

- 订货示例: 1件 QMN20-26
- 刀片需要单独订购
- "★"号表示常备库存
- Ordering Example: 1pcs QMN20-26
- Inserts need to be ordered separately
- " " indicates standing stock



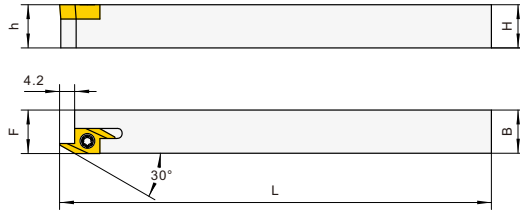
走心机刀杆

SWISS LATHE TOOL HOLDER

品类齐全，库存充足，翰琛数控满足您的所有加工需求
Complete specifications,adequate inventory you can meet all your processing demands with hcnc.

走心机后扫刀杆 Swiss lathe rear sweeping holder


SABS..-40F



型号 Model	尺寸Size(mm)					标准刀尖角R (r) Standard tool tip angle R(rs)	紧固螺钉 Fastening screw	扳手 Wrench	刀片 Inserts
	H	B	h	L	F				
★ SABSR1010JX40F	10	10	10	120	10.2	0.15	L60 M3X8	T10	ABS15R..
★ SABSR1212JX40F	12	12	12	120	12.2				
★ SABSR1616JX40F	16	16	16	120	16.2				
SABSR2020K40F	20	20	20	125	20.2				

- 订货示例：1件 SABS1212JX40F ● 刀片需要单独订购
- “★”号表示常备库存
- Ordering Example: 1pcs SABS1212JX40F
- Inserts need to be ordered separately
- " " indicates standing stock

SABW..-40F




型号 Model	尺寸Size(mm)					标准刀尖角R (r) Standard tool tip angle R(rs)	紧固螺钉 Fastening screw	扳手 Wrench	刀片 Inserts
	H	B	h	L	F				
★ SABWR1010JX40F	10	10	10	120	10.2	0.15	L60 M3X8	T10	ABW15R..
★ SABWR1212JX40F	12	12	12	120	12.2				
★ SABWR1616JX40F	16	16	16	120	16.2				
★ SABWR2020K40F	20	20	20	125	20.2				

- 订货示例：1件 SABWR1212JX40F ● 刀片需要单独订购
- “★”号表示常备库存
- Ordering Example: 1pcs SABWR1212JX40F * R=right hand L= left hand
- Inserts need to be ordered separately
- " " indicates standing stock

走心机后扫刀杆 Swiss lathe rear sweeping holder

SABW..-50F

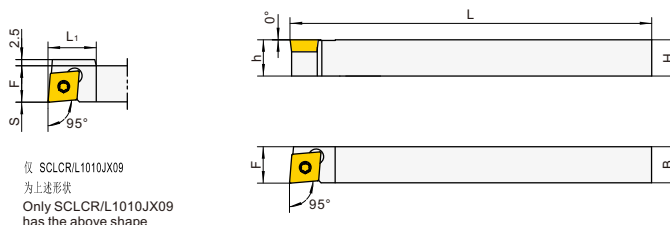


型号 Model	尺寸Size(mm)					标准 刀尖角R (rε)	紧固螺钉 Fastening screw	扳手 Wrench	刀片 Inserts
	H	B	h	L	F				
★ SABWR1010JX50F	10	10	10	120	10.2	0.15	L60 M3X8	T10	ABS15R..
★ SABWR1212JX50F	12	12	12	120	12.2				
★ SABWR1616JX50F	16	16	16	120	16.2				
SABWR2020K50F	20	20	20	125	20.2				

- 订货示例：1件 SABWR1212JX50F
- “★”号表示常备库存
- Ordering Example: 1pcs SABWR1212JX50F
- " " indicates standing stock
- 刀片需要单独订购
- Inserts need to be ordered separately

走心机前扫刀杆 Swiss lathe front sweeping holder

SCLC..Z



型号 Model	尺寸Size(mm)							标准 刀尖角R (rε)	紧固螺钉 Fastening screw	扳手 Wrench	刀片 Inserts
	H=h	B	L	L ₁	F	S	-				
SCLCR/L0808JX06Z	8	8	120	-	8	0		0.2	L60 M2.5X6	T8	CC..0602..
★ SCLCR/L1010JX06Z	10	10	120	--	10	0					
★ SCLCR/L1010JX09Z	10	10	120	15	10	0					
★ SCLCR/L1212JX09Z	12	12	120	-	12	0					
★ SCLCR/L1616JX09Z	16	16	120	-	16	0					
SCLCR/L2020JX09Z	20	20	120	-	20	0					

● 订货示例：1件 SCLCR1212JX09Z 1件 SCLCL1212JX09Z * R = 右手 L = 左手 ● 刀片需要单独订购

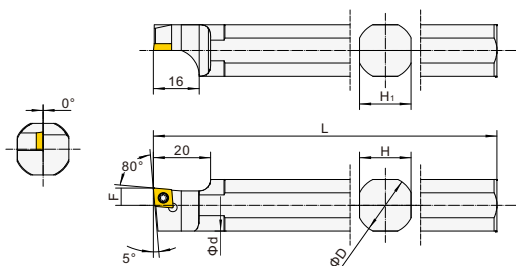
● “★”号表示常备库存

● Ordering Example: 1pcs SCLCR1212JX09Z 1pcs SCLCL1212JX09Z * R=right hand L= left hand

● Inserts need to be ordered separately

● " " indicates standing stock

S..SCLC..



型号 Model	尺寸Size(mm)						标准 刀尖角R (rε)	紧固螺钉 Fastening screw	扳手 Wrench	刀片 Inserts
	ΦD	L	F	Φd	H=H ₁	-				
S12F-SCLCL06	12	80	6	13.4	11		0.4	L60 M2.5X6	T8	CC..0602..
S14H-SCLCL06	14	100	6	13.4	13					
S15F-SCLCL06	15.875	85	6	15.4	15					
S16F-SCLCL06	16	85	6	15.4	15					
S19G-SCLCL06	19.05	90	6	18.4	17					
S19K-SCLCL06	19.05	120	6	18.4	17					
S20G-SCLCL06	20	90	6	19.4	18		L60 M4X8	T15	CC..09T3..	
S20K-SCLCL06	20	120	6	19.4	18					
S19G-SCLCL09	19.05	90	10	18.4	17					
S19K-SCLCL09	19.05	120	10	18.4	17					
S20G-SCLCL09	20	90	10	19.4	18					
S20K-SCLCL09	20	120	10	19.4	18					
S25H-SCLCL09	25	100	10	24.4	23					
S25K-SCLCL09	25.4	120	10	24.8	23					

● 订货示例：1件 S16F-SCLCL06 ● 刀片需要单独订购

● “★”号表示常备库存

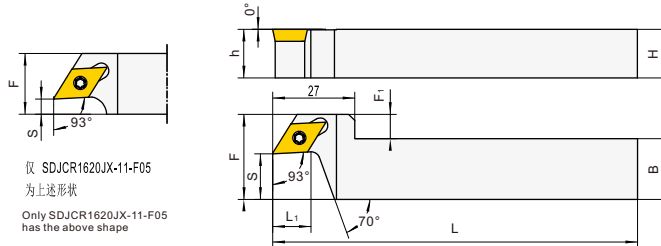
● Ordering Example: 1pcs S16F-SCLCL06

● Inserts need to be ordered separately

● " " indicates standing stock

走心机前扫刀杆 Swiss lathe front sweeping holder

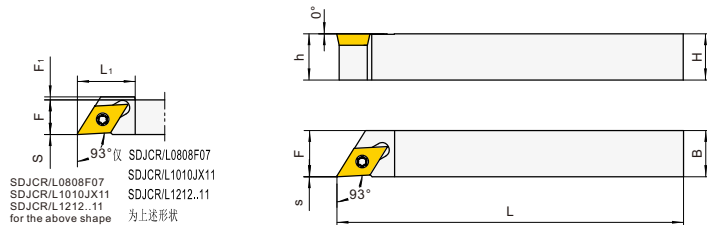
SDJC..Z



型号 Model	尺寸Size(mm)							标准刀尖角R (rε)	紧固螺钉 Fastening screw	扳手 Wrench	刀片 Inserts
	H=h	B	L	L ₁	F	F ₁	S				
★ SDJCR1216JX11F05Z	12	16	120	12.6	18	2	5	0.2	L60 M4X8	T15	DC..11T3..
★ SDJCR1216JX11F15Z	12	16	120	12.6	28	12	15				
★ SDJCR1620JX11F05Z	16	20	120	12.6	20	-	5				
★ SDJCR1620JX11F15Z	16	20	120	12.6	28	8	15				

- 订货示例：1件 SDJCR1216JX11F15Z ● 刀片需要单独订购
- “★”号表示常备库存
- Ordering Example: 1pcs SDJCR1216JX11F15Z ● Inserts need to be ordered separately
- " " indicates standing stock

SDJC..Z

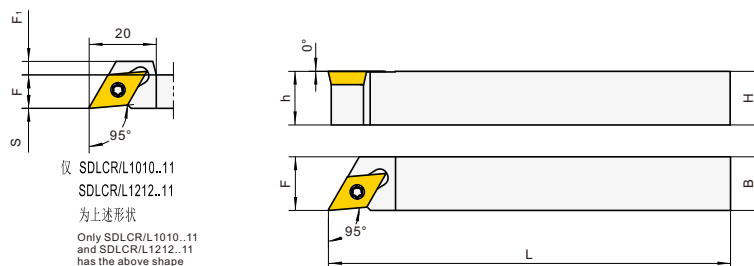


型号 Model	尺寸Size(mm)							标准刀尖角R (rε)	紧固螺钉 Fastening screw	扳手 Wrench	刀片 Inserts
	H=h	B	L	F	F ₁	S	-				
★ SDJCR/L0808F07Z	8	8	85	8	0.5	0		0.2	L60 M2.5X6	T8	DC..0702..
★ SDJCR/L1212F11Z	12	12	85	12	1	0			L60 M4X8	T15	DC..11T3..
★ SDJCR/L1010JX07Z	10	10	120	10	-	0			L60 M2.5X6	T8	DC..0702..
★ SDJCR/L1010JX11Z	10	10	120	10	3	0			L60 M4X8	T15	DC..11T3..
★ SDJCR/L1212JX11Z	12	12	120	12	1	0					
★ SDJCR/L1616JX11Z	16	16	120	16	-	0					
★ SDJCR/L2020JX11Z	20	20	120	20	-	0					

- 订货示例：1件 SDJCR1212JX07Z 1件 SDJCL1212JX07Z * R = 右手 L = 左手 ● 刀片需要单独订购
- “★”号表示常备库存
- Ordering Example: 1pcs SDJCR1212JX07Z 1pcs SDJCL1212JX07Z * R=right hand L= left hand
- Inserts need to be ordered separately
- " " indicates standing stock

走心机前扫刀杆 Swiss lathe front sweeping holder

SDLC..Z

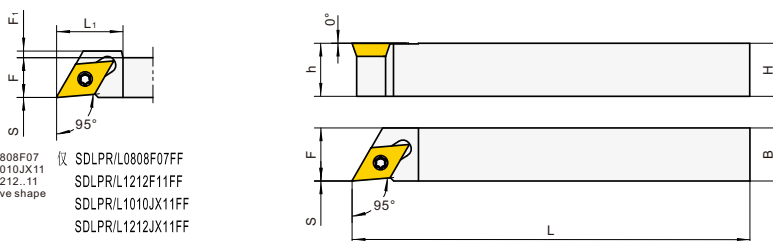


仅 SDLCR/L1010..11
SDLCR/L1212..11
为上述形状
Only SDLCR/L1010..11
and SDLCR/L1212..11
has the above shape

型号 Model	尺寸Size(mm)							标准 刀尖角 R (rR)	紧固螺钉 Fastening screw	扳手 Wrench	刀片 Inserts
	H=h	B	L	F	F ₁	S	-				
★ SDLCR/L1212F07Z	12	12	85	12	-	0		0.2	L60 M2.5X6	T8	DC..0702..
★ SDLCR/L1010F11Z	10	10	85	10	4	0			L60 M4X8	T15	DC..11T3..
★ SDLCR/L1212F11Z	12	12	85	12	2	0			L60 M2.5X6	T8	DC..0702..
★ SDLCR/L1616F11Z	16	16	100	16	-	0			L60 M4X8	T15	DC..11T3..
★ SDLCR/L1010JX07Z	10	10	120	10	-	0			L60 M2.5X6	T8	DC..0702..
★ SDLCR/L1212JX07Z	12	12	120	12	-	0			L60 M4X8	T15	DC..11T3..
★ SDLCR/L1616JX07Z	16	16	120	16	-	0			L60 M2.5X6	T8	DC..0702..
★ SDLCR/L1010JX11Z	10	10	120	10	4	0			L60 M4X8	T15	DC..11T3..
★ SDLCR/L1212JX11Z	12	12	120	12	2	0		L60 M2.5X6	T8	DC..0702..	
★ SDLCR/L1616JX11Z	16	16	120	16	-	0		L60 M4X8	T15	DC..11T3..	

- 订货示例: 1件 SDLCR1212JX11Z 1件 SDLCR1212JX11Z * R = 右手 L = 左手 ● 刀片需要单独订购
- “★”号表示常备库存
- Ordering Example: 1pcs SDLCR1212JX11Z 1pcs SDLCR1212JX11Z * R=right hand L= left hand
- Inserts need to be ordered separately
- " " indicates standing stock

SDLP..Z



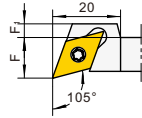
SDJCR/L0808F07
SDJCR/L1010JX11
SDJCR/L1212..11
for the above shape
仅 SDLPR/L0808F07FF
SDLPR/L1212F11FF
SDLPR/L1010JX11FF
SDLPR/L1212JX11FF
为上述形状

型号 Model	尺寸Size(mm)							标准 刀尖角 R (rR)	紧固螺钉 Fastening screw	扳手 Wrench	刀片 Inserts
	H=h	B	L	L ₁	F	F ₁	S				
★ SDLPR/L0808F07Z	8	8	85	14	8	0.5	0	0.2	L60 M2.5X6	T8	DP..0702..
★ SDLPR/L1212F11Z	12	12	85	20	12	2	0		L60 M4X8	T15	DP..11T3..
★ SDLPR/L1010JX07Z	10	10	120	-	10	-	0		L60 M2.5X6	T8	DP..0702..
★ SDLPR/L1010JX11Z	10	10	120	20	10	4	0		L60 M4X8	T15	DP..11T3..
★ SDLPR/L1212JX11Z	12	12	120	20	12	2	0		L60 M2.5X6	T8	DP..0702..
★ SDLPR/L1616JX11Z	16	16	120	-	16	-	0		L60 M4X8	T15	DP..11T3..


- 订货示例: 1件 SDLPR1212JX11Z 1件 SDLPL1212JX11Z * R = 右手 L = 左手 ● 刀片需要单独订购
- “★”号表示常备库存
- Ordering Example: 1pcs SDLPR1212JX11Z 1pcs SDLPL1212JX11Z * R=right hand L= left hand
- Inserts need to be ordered separately
- " " indicates standing stock

走心机前扫刀杆 Swiss lathe front sweeping holder

SDXC..Z




仅 SDXCR/L1010JX11
为上述形状
Only SDXCR/L1010JX11
for the above shape



型号 Model	尺寸Size(mm)							标准刀尖角R (re) Standard tool tip angle R(re)	紧固螺钉 Fastening screw	扳手 Wrench	刀片 Inserts
	H=h	B	L	F	F ₁	S	-				
★ SDXCR/L1010JX07Z	10	10	120	12	-	0		0.2	L60 M2.5X6	T8	DC..0702..
★ SDXCR/L1010JX11Z	10	10	120	12	4	0			L60 M4X8	T15	DC..11T3..
★ SDXCR/L1212JX11Z	12	12	120	16	-	0					
★ SDXCR/L1616JX11Z	16	16	120	20	-	0					

- 订货示例：1件 SDXCR1212JX11Z 1件 SDXCL1212JX11Z * R = 右手 L = 左手 ● 刀片需要单独订购
- “★”号表示常备库存
- Ordering Example: 1pcs SDXCR1212JX11Z 1pcs SDXCL1212JX11Z * R=right hand L= left hand
- Inserts need to be ordered separately
- " " indicates standing stock

SDNC..Z

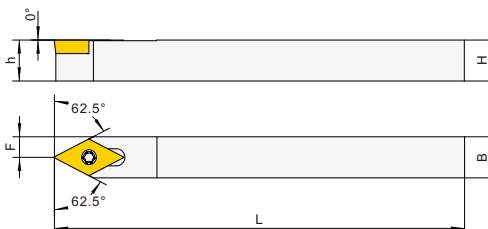


型号 Model	尺寸Size(mm)							标准刀尖角R (re) Standard tool tip angle R(re)	紧固螺钉 Fastening screw	扳手 Wrench	刀片 Inserts
	H=h	B	L	F	-	-	-				
★ SDNCR/L1010JX07Z	10	10	120	7				0.2	L60 M2.5X6	T8	DC..0702..

- 订货示例：1件 SDNCR1010JX07F 1件 SDNCL1010JX07F * R = 右手 L = 左手 ● 刀片需要单独订购
- “★”号表示常备库存
- Ordering Example: 1pcs SDNCR1010JX07F 1pcs SDNCL1010JX07F * R=right hand L= left hand
- Inserts need to be ordered separately
- " " indicates standing stock

走心机前扫刀杆 Swiss lathe front sweeping holder

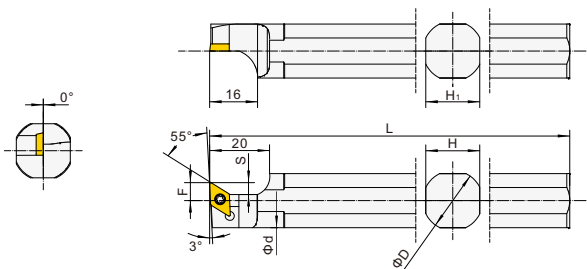
SDNC..Z



型号 Model	尺寸Size(mm)							标准刀尖角R (°) Standard tool tip angle R(re)	紧固螺钉 Fastening screw	扳手 Wrench	刀片 Inserts
	H=h	B	L	F	-	-	-				
★ SDNCN1010JX07Z	10	10	120	5				0.2	L60 M2.5X6	T8	DC..0702..
★ SDNCN1212JX07Z	12	12	120	6							
★ SDNCN1010JX11Z	10	10	120	5					L60 M4X8	T15	DC..11T3..
★ SDNCN1212JX11Z	12	12	120	6							
★ SDNCN1616JX11Z	16	16	120	8							

- 订货示例: 1件 SDNCN1212JX11Z
- 刀片需要单独订购
- “★”号表示常备库存
- Ordering Example: 1pcs SDNCN1212JX11Z
- Inserts need to be ordered separately
- " " indicates standing stock

S..SDUC..Z

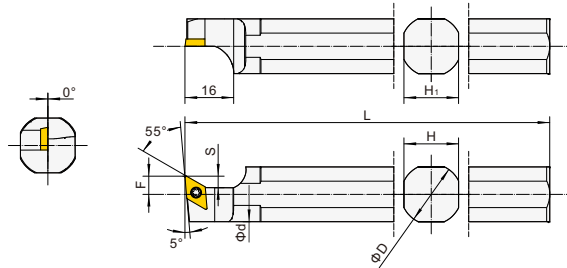



型号 Model	尺寸Size(mm)							标准刀尖角R (°) Standard tool tip angle R(re)	紧固螺钉 Fastening screw	扳手 Wrench	刀片 Inserts
	ΦD	L	F	Φd	H=H ₁	S					
S14H-SDUCL07Z	14	100	6	13.4	13	3.8	0.4	L60 M2.5X6	T8	DC..0702..	
S15F-SDUCL07Z	15.875	85	6	15.4	15	3.8					
S19G-SDUCL07Z	19.05	90	6	18.4	17	3.8					
S19K-SDUCL07Z	19.05	120	6	18.4	17	3.8					
S20G-SDUCL07Z	20	90	6	19.4	18	3.8					
S20K-SDUCL07Z	20	120	6	19.4	18	3.8					
S19G-SDUCL11Z	19.05	90	10	18.4	17	5.8					L60 M4X8
S19K-SDUCL11Z	19.05	120	10	18.4	17	5.8					
S20G-SDUCL11Z	20	90	10	19.4	18	5.8					
S20K-SDUCL11Z	20	120	10	19.4	18	5.8					
S22K-SDUCL11Z	22	120	10	21.4	20	5.8					
S25H-SDUCL11Z	25	100	10	24.4	23	5.8					
S25K-SDUCL11Z	25.4	120	10	24.8	23	5.8					

- 订货示例: 1件 S20K-SDUCL07Z
- 刀片需要单独订购
- “★”号表示常备库存
- Ordering Example: 1pcs S20K-SDUCL07Z
- Inserts need to be ordered separately
- " " indicates standing stock

走心机前扫刀杆 Swiss lathe front sweeping holder

S..SDLC..Z



型号 Model	尺寸Size(mm)						标准刀尖角R (rz) Standard tool tip angle R(rz)	紧固螺钉 Fastening screw 	扳手 Wrench 	刀片 Inserts 
	ΦD	L	F	Φd	H=H ₁	S				
S12F-SDLC07Z	12	80	6	13.4	11	3.8	0.4	L60 M2.5X6	T8	DC..0702..
S14H-SDLC07Z	14	100	6	13.4	13	3.8				
S15F-SDLC07Z	15.875	85	6	15.4	15	3.8				
S19G-SDLC07Z	19.05	90	6	18.4	17	3.8				
S19K-SDLC07Z	19.05	120	6	18.4	17	3.8				
S20G-SDLC07Z	20	90	6	19.4	18	3.8				
S20K-SDLC07Z	20	120	6	19.4	18	3.8				
S19G-SDLC11Z	19.05	90	10	18.4	17	5.8		L60 M4X8	T15	DC..11T3..
S19K-SDLC11Z	19.05	120	10	18.4	17	5.8				
S20G-SDLC11Z	20	90	10	19.4	18	5.8				
S20K-SDLC11Z	20	120	10	19.4	18	5.8				
S22K-SDLC11Z	22	120	10	21.4	20	5.8				
S25H-SDLC11Z	25	100	10	24.4	23	5.8				
S25K-SDLC11Z	25.4	120	10	24.8	23	5.8				

● 订货示例：1件 S20K-SDLC07

● “★”号表示常备库存

● Ordering Example: 1pcs S20K-SDLC07

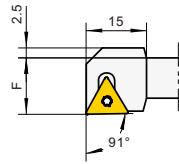
● " " indicates standing stock

● 刀片需要单独订购

● Inserts need to be ordered separately

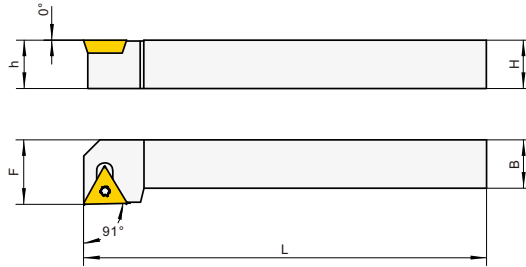
走心机前扫刀杆 Swiss lathe front sweeping holder

STGC(P)..Z



仅 STGC(P)R/L1010F11C
为上述形状

Only STGC(P)R/L1010F11C
for the above shape



型号 Model	尺寸Size(mm)							标准刀尖角R (r _e) Standard tool tip angle R(r _e)	紧固螺钉 Fastening screw 	扳手 Wrench 	刀片 Inserts
	H=h	B	L	L ₁	F	-	-				
★ STGCR/L0808E08Z	8	8	70	12	10			0.2	L60 M2X5	T6	TC..0802..
★ STGCR/L1010F08Z	10	10	80	12	12						
★ STGCR/L1010F11Z	10	10	80	15	14			C	L60 M2.5X6	T8	TC..1103..
★ STGCR/L1212H11Z	12	12	100	15	16						
★ STGCR/L1616F11Z	16	16	100	15	20						

型号 Model	尺寸Size(mm)							标准刀尖角R (r _e) Standard tool tip angle R(r _e)	紧固螺钉 Fastening screw 	扳手 Wrench 	刀片 Inserts
	H=h	B	L	L ₁	F	-	-				
★ STGPR/L0808E08Z	8	8	70	12	10			0.2	L60 M2X5	T6	TP..0802..
★ STGPR/L1010F11Z	10	10	80	15	14				L60 M3X8	T10	TP..1103..
★ STGPR/L1212H11Z	12	12	100	15	16						
★ STGPR/L1616F11Z	16	16	100	15	20						

● 订货示例：1件 STGCR1212F11Z 1件STGCL1212F11Z * R = 右手 L = 左手 ● 刀片需要单独订购


● “★”号表示常备库存

● Ordering Example: 1pcs STGCR1212F11Z 1pcs STGCL1212F11Z * R=right hand L= left hand

● Inserts need to be ordered separately

● " " indicates standing stock

走心机前扫刀杆 Swiss lathe front sweeping holder



SVJB(C)(P)..Z

型号 Model	尺寸Size(mm)							标准刀尖角R (R) Standard tool tip angle R(rz)	紧固螺钉 Fastening screw	扳手 Wrench	刀片 Inserts
	H=h	B	L	F	S	-	-				
★ SVJBR/L1010JX11Z	10	10	120	10	0			0.2	L60 M2.5X6	T8	VB..1103..
★ SVJBR/L1212JX11Z	12	12	120	12	0						
★ SVJBR/L1616JX11Z	16	16	120	16	0						
SVJBR/L2020JX11Z	20	20	120	20	0						

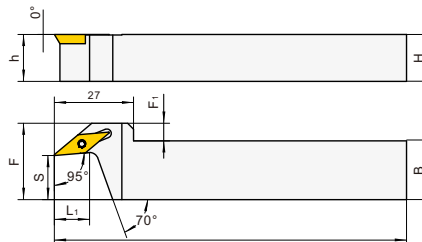
型号 Model	尺寸Size(mm)							标准刀尖角R (R) Standard tool tip angle R(rz)	紧固螺钉 Fastening screw	扳手 Wrench	刀片 Inserts
	H=h	B	L	F	S	-	-				
SVJBR/L1010JX11Z	10	10	120	10	0			0.2	L60 M2.5X6	T8	VC..1103..
★ SVJBR/L1212JX11Z	12	12	120	12	0						
★ SVJBR/L1616JX11Z	16	16	120	16	0						
SVJBR/L2020JX11Z	20	20	120	20	0						

型号 Model	尺寸Size(mm)							标准刀尖角R (R) Standard tool tip angle R(rz)	紧固螺钉 Fastening screw	扳手 Wrench	刀片 Inserts
	H=h	B	L	F	S	-	-				
★ SVJPR/L1212JX11Z	12	12	120	12	0			0.2	L60 M2.5X6	T8	VP..1103..
★ SVJPR/L1616JX11Z	16	16	120	16	0						
SVJPR/L2020JX11Z	20	20	120	20	0						

- 订货示例：1件 SVJCR1212F11Z 1件SVJCL1212F11Z * R = 右手 L = 左手 ● 刀片需要单独订购
- “★”号表示常备库存
- Ordering Example: 1pcs SVJCR1212F11Z 1pcs SVJCL1212F11Z * R=right hand L= left hand
- Inserts need to be ordered separately
- " " indicates standing stock

走心机前扫刀杆 Swiss lathe front sweeping holder

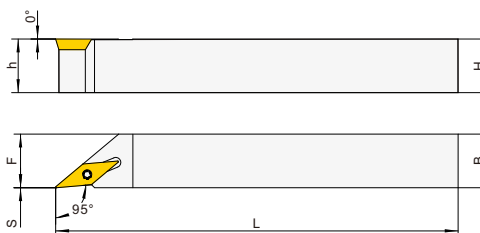
SVLP..Z



型号 Model	尺寸Size(mm)							标准刀尖角R (r) Standard tool tip angle R(r)	紧固螺钉 Fastening screw	扳手 Wrench	刀片 Inserts
	H=h	B	L	L ₁	F	F ₁	S				
SVLPR1216JX11F15Z	12	16	120	12	26	10	15	0.2	L60 M4X8	T15	VP..1103..
SVLPR1620JX11F15Z	16	20	120	12	26	6	15				

- 订货示例：1件 SVLPR1216JX11F15Z ● 刀片需要单独订购
- “★”号表示常备库存
- Ordering Example: 1pcs SVLPR1216JX11F15Z ● Inserts need to be ordered separately
- " " indicates standing stock

SVLC(P)..Z



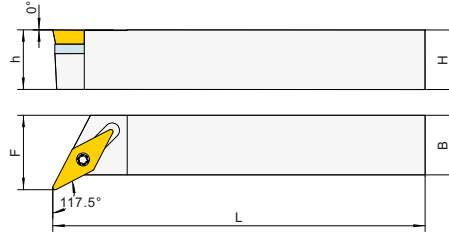
型号 Model	尺寸Size(mm)							标准刀尖角R (r) Standard tool tip angle R(r)	紧固螺钉 Fastening screw	扳手 Wrench	刀片 Inserts
	H=h	B	L	F	S	-	-				
★ SVLCR/L1212JX11Z	12	12	120	12	0			0.2	L60 M2.5X6	T8	VC..1103..
SVLCR/L1616JX11Z	16	16	120	16	0						

型号 Model	尺寸Size(mm)							标准刀尖角R (r) Standard tool tip angle R(r)	紧固螺钉 Fastening screw	扳手 Wrench	刀片 Inserts
	H=h	B	L	F	S	-	-				
SVLPR/L1010JX08Z	10	10	120	10	0			0.2	L60 M2X5	T6	VP..0802..
SVLPR/L1212JX08Z	12	12	120	12	0						
SVLPR/L1616JX08Z	16	16	120	16	0						
★ SVLPR/L1212JX11Z	12	12	120	12	0				L60 M2.5X6	T8	VP..1103..
SVLPR/L1616JX11Z	16	16	120	16	0						
SVLPR/L1212F08Z	12	12	85	12	0				L60 M2X5	T6	VP..0802..
★ SVLPR/L1212F11Z	12	12	85	12	0						

- 订货示例：1件 SVLCR1212F11Z 1件 SVLCL1212F11Z ★ R = 右手 L = 左手 ● 刀片需要单独订购
- “★”号表示常备库存
- Ordering Example: 1pcs SVLCR1212F11Z 1pcs SVLCL1212F11Z * R=right hand L= left hand
- Inserts need to be ordered separately
- " " indicates standing stock

走心机前扫刀杆 Swiss lathe front sweeping holder

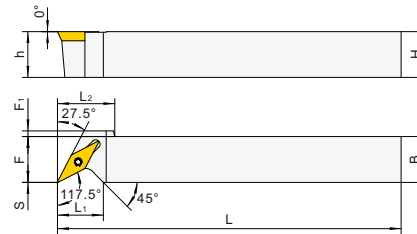
SVPB..Z



型号 Model	尺寸Size(mm)					标准刀尖角R (re) Standard tool tip angle R(re)	紧固螺钉 Fastening screw	扳手 Wrench	刀片 Inserts
	H=h	B	L	F	-				
★ SVPBR/L1010JX11Z	10	10	120	14.5		0.4	L60 M2.5X6	T8	VB..1103..
★ SVPBR/L1212JX11Z	12	12	120	16.5					
★ SVPBR/L1616JX11Z	16	16	120	20.5					

- 订货示例: 1件 SVPBR1212F11Z 1件SVPBL1212F11Z * R = 右手 L = 左手 ● 刀片需要单独订购
- “★”号表示常备库存
- Ordering Example: 1pcs SVPBR1212F11Z 1pcs SVPBL1212F11Z * R=right hand L= left hand
- Inserts need to be ordered separately
- " " indicates standing stock

SVPP..-Z

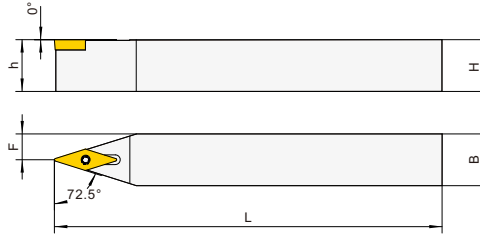


型号 Model	尺寸Size(mm)								标准刀尖角R (re) Standard tool tip angle R(re)	紧固螺钉 Fastening screw	扳手 Wrench	刀片 Inserts
	H=h	B	L	L ₁	L ₂	F	F ₁	S				
★ SVPPR/L1010JX08Z	10	10	120	12	16	10	4	0	0.1	L60 M2X5	T6	VP..0802..
★ SVPPR/L1212JX08Z	12	12	120	12	16	12	2	0				
★ SVPPR/L1616JX08Z	16	16	120	12	-	16	-	0	0.2	L60 M2.5X6	T8	VP..1103..
★ SVPPR/L1010JX11Z	10	10	120	16	20	10	8	0				
★ SVPPR/L1212JX11Z	12	12	120	16	20	12	6	0				
★ SVPPR/L1616JX11Z	16	16	120	16	20	16	2	0	0.1	L60 M2X5	T6	VP..0802..
★ SVPPR/L1212F08Z	12	12	85	12	16	12	2	0				
★ SVPPR/L1212F11Z	12	12	85	16	20	12	6	0	0.2	L60 M2.5X6	T8	VP..1103..




- 订货示例: 1件 SVPPR1212F11Z 1件SVPPL1212F11Z * R = 右手 L = 左手 ● 刀片需要单独订购
- “★”号表示常备库存
- Ordering Example: 1pcs SVPPR1212F11Z 1pcs SVPPL1212F11Z * R=right hand L= left hand
- Inserts need to be ordered separately
- " " indicates standing stock

走心机前扫刀杆 Swiss lathe front sweeping holder

SVVB(C)..Z



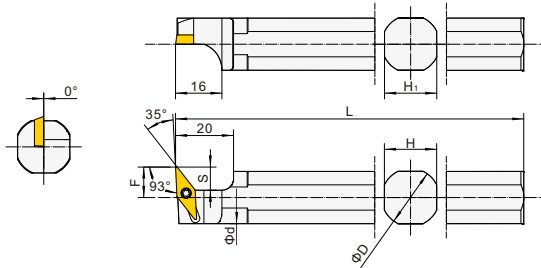
型号 Model	尺寸Size(mm)					标准刀尖角R (rε) Standard tool tip angle R(rε)	紧固螺钉 Fastening screw 	扳手 Wrench 	刀片 Inserts 
	H=h	B	L	F	-				
SVVBN1010JX11Z	10	10	120	5		0.4	L60 M2.5X6	T8	VB..1103..
★ SVVBN1212JX11Z	12	12	120	6					
★ SVVBN1616JX11Z	16	16	120	8					
★ SVVBN1010F11Z	10	10	85	5					
★ SVVBN1212F11Z	12	12	85	6					
SVVBN1616H11Z	16	16	100	8					

型号 Model	尺寸Size(mm)					标准刀尖角R (rε) Standard tool tip angle R(rε)	紧固螺钉 Fastening screw 	扳手 Wrench 	刀片 Inserts 
	H=h	B	L	F	-				
SVVCN1010JX11Z	10	10	120	5		0.4	L60 M2.5X6	T8	VC..1103..
★ SVVCN1212JX11Z	12	12	120	6					
SVVCN1616JX11Z	16	16	120	8					

- 订货示例：1件 SVVBN1212JX11Z 刀片需要单独订购
- “★”号表示常备库存
- Ordering Example: 1pcs SVVBN1212JX11Z ● Inserts need to be ordered separately
- " " indicates standing stock

走心机前扫刀杆 Swiss lathe front sweeping holder

S..SVUB(C)..Z



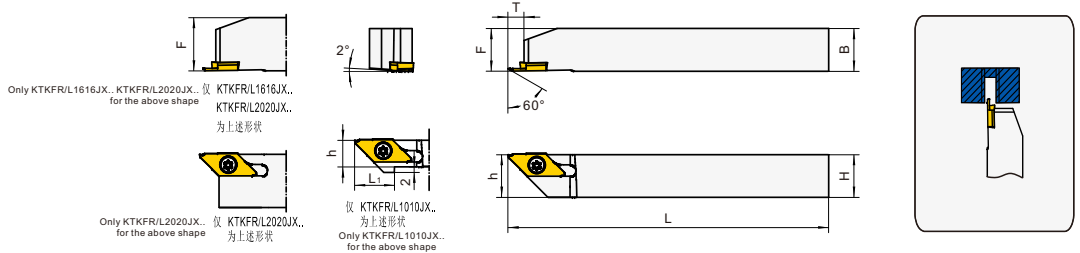
型号 Model	尺寸Size(mm)						标准刀尖角R (re) Standard tool tip angle R(re)	紧固螺钉 Fastening screw	扳手 Wrench	刀片 Inserts
	ΦD	L	F	Φd	H=H ₁	S				
S12F-SVUCL08Z	12	80	7.5	13.4	11	5.5	0.4	L60 M2X5	T6	VC..0802..
S14H-SVUCL08Z	14	100	7.5	13.4	13	5.5				
S15F-SVUCL08Z	15.875	85	8	15.4	15	5.5				
S16F-SVUCL08Z	16	85	8	15.4	15	5.5				
S19G-SVUCL11Z	19.05	10.5	10.5	18.4	17	8				
S19K-SVUCL11Z	19.05	10.5	10.5	18.4	17	8		L60 M2.5X6	T8	VC..1103..
S20G-SVUCL11Z	20	10.5	10.5	19.4	18	8				
S20K-SVUCL11Z	20	10.5	10.5	19.4	18	8				
S25H-SVUCL11Z	25	10.5	10.5	24.4	23	8				
S25K-SVUCL11Z	25.4	10.5	10.5	24.8	23	8				

型号 Model	尺寸Size(mm)						标准刀尖角R (re) Standard tool tip angle R(re)	紧固螺钉 Fastening screw	扳手 Wrench	刀片 Inserts
	ΦD	L	F	Φd	H=H ₁	S				
S19G-SVUBL11Z	19.05	90	10.5	18.4	17	8	0.4	L60 M2.5X6	T8	VB..1103..
S19K-SVUBL11Z	19.05	120	10.5	18.4	17	8				
S20G-SVUBL11Z	20	90	10.5	19.4	18	8				
S20K-SVUBL11Z	20	120	10.5	19.4	18	8				
S25H-SVUBL11Z	25	100	10.5	24.4	23	8				
S25K-SVUBL11Z	25.4	120	10.5	24.8	23	8				

- 订货示例：1件 S20K-SVUCL07
- “★”号表示常备库存
- Ordering Example: 1pcs S20K-SVUCL07
- " " indicates standing stock
- 刀片需要单独订购
- Inserts need to be ordered separately

走心机切断刀杆 Swiss lathe cutting tool holder

KTKF..Z



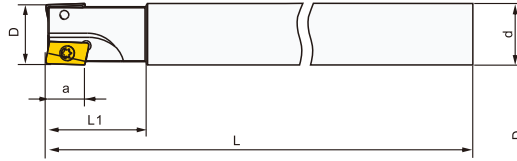
型号 Model	尺寸Size(mm)							螺钉 Screw	扳手 Wrench	刀片 Inserts
	B	H=h	F	L	L ₁	D _{max}	T			
★ KTKFR/L1010JX12Z	10	10	10	125	15	12	6	L60 M4.0X10	T15	TKFB12R/L..
★ KTKFR/L1212JX12Z	12	12	12	125	-	12	6			
★ KTKFR/L1616JX12Z	16	16	16	125	-	12	6			
★ KTKFR/L2020JX12Z	20	20	20	125	-	12	6			
★ KTKFR/L1010JX16Z	10	10	10	125	20	16	8			TKFB16R/L..
★ KTKFR/L1212JX16Z	12	12	12	125	-	16	8			
★ KTKFR/L1616JX16Z	16	16	16	125	-	16	8			
★ KTKFR/L2020JX16Z	20	20	20	125	-	16	8			
★ KTKFR/L2525JX16Z	25	25	25	125	-	16	8			

- 订货示例: 1件 KTKFR2020JX12C 1件 KTKFL2020JX12C * R = 右手 L = 左手 ● 刀片需要单独订购
- “★”号表示常备库存
- Ordering Example: 1pcs KTKFR2020JX12C 1pcs KTKFL2020JX12C * R=right hand L= left hand
- Inserts need to be ordered separately
- " " indicates standing stock

直角肩台立铣刀

Right Angle Shoulder Milling Tools

HAP..



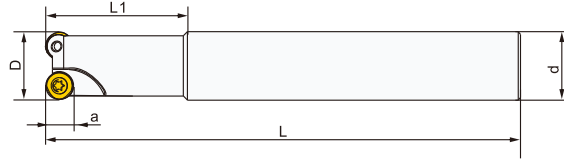
型号 Model	尺寸Size(mm)					齿数 Number of teeth	螺钉 Screw	扳手 Wrench	刀片 Inserts				
	D	d	L	L ₁	a								
HAP-300R-10-C10-120	10	10	120	25	10.5	1	M2.5X6	T8	AP..11..				
★ HAP-300R-12-C12-120	12	12	120	25	10.5								
★ HAP-300R-16-C16-120	16	16	120	25	10.5								
★ HAP-300R-16-C16-160	16	16	160	25	10.5								
HAP-300R-16-C16-200	16	16	200	25	10.5								
★ HAP-300R-20-C20-120	20	20	120	30	10.5								
★ HAP-300R-20-C20-160	20	20	160	30	10.5								
HAP-300R-20-C20-200	20	20	200	30	10.5								
HAP-300R-25-C24-160	25	24	160	35	10.5								
HAP-300R-25-C24-200	25	24	200	35	10.5								
★ HAP-400R-25-C24-160	25	24	160	35	15.5					2	M4X10	T15	AP..1604..
★ HAP-400R-25-C24-200	25	24	200	35	15.5								
HAP-400R-25-C24-250	25	24	250	35	15.5								
★ HAP-400R-25-C25-160	25	25	160	35	15.5								
★ HAP-400R-25-C25-200	25	25	200	35	15.5								
HAP-400R-25-C25-250	25	25	250	35	15.5								
★ HAP-400R-32-C32-160	32	32	160	35	15.5								
★ HAP-400R-32-C32-200	32	32	200	35	15.5								
HAP-400R-32-C32-250	32	32	250	35	15.5								
HAP-400R-32-C32-300	32	32	300	35	15.5								

- 订货示例: 1件 HAP-400R-25-C25-160
- 刀片需要单独订购
- "★" 号表示常备库存
- Ordering Example: 1pcs HAP-400R-25-C25-160
- Inserts need to be ordered separately
- " " indicates standing stock

圆端面铣刀 (RP)

Circular edge end milling cutter

HMR..



型号 Model	尺寸Size(mm)					齿数 Number of teeth	螺钉 Screw	压板 Pressure plate	扳手 Wrench	刀片 Inserts
	D	d	L	L ₁	a					
HMR-4R12-C12-120	12	12	120	30	4	1	M3X8	A-4R	T10	RPMT08T2MO
HMR-4R16-C15-120	16	15	120	40	4					
HMR-4R16-C15-160	16	15	160	40	4					
HMR-4R16-C15-200	16	15	200	40	4					
★ HMR-4R16-C16-120	16	16	120	40	4					
★ HMR-4R16-C16-160	16	16	160	40	4					
★ HMR-4R16-C16-200	16	16	200	40	4					
★ HMR-4R20-C20-120	20	20	120	50	4					
★ HMR-4R20-C20-160	20	20	160	50	4					
★ HMR-4R20-C20-200	20	20	200	50	4					
★ HMR-5R20-C20-120	20	20	120	50	5	2	A-5R	T15	RPMT10T3MO	
★ HMR-5R20-C20-160	20	20	160	50	5					
★ HMR-5R20-C20-200	20	20	200	50	5					
★ HMR-5R25-C20-160	25	20	160	50	5					
★ HMR-5R25-C20-200	25	20	200	50	5					
★ HMR-5R25-C25-160	25	25	160	60	5					
★ HMR-5R25-C25-200	25	25	200	60	5					
★ HMR-5R25-C25-250	25	25	250	60	5					
★ HMR-5R30-C25-160	30	25	160	50	5					
★ HMR-5R30-C25-200	30	25	200	60	5					
HMR-5R30-C25-250	30	25	250	60	5	3	M4X10	A-6R	RPMT1204MO	
★ HMR-5R35-C32-160	35	32	160	50	5					
★ HMR-5R35-C32-200	35	32	200	60	5					
★ HMR-5R35-C32-250	35	32	250	60	5					
HMR-5R35-C32-300	35	32	300	60	5					
★ HMR-6R32-C32-160	32	32	160	50	6					
★ HMR-6R32-C32-200	32	32	200	60	6					
★ HMR-6R32-C32-250	32	32	250	60	6					
★ HMR-6R35-C32-160	35	32	160	50	6					
★ HMR-6R35-C32-200	35	32	200	60	6					
★ HMR-6R35-C32-250	35	32	250	60	6					
HMR-6R35-C32-300	35	32	300	60	6	4				
★ HMR-6R40-C32-160	40	32	160	50	6					
★ HMR-6R40-C32-200	40	32	200	60	6					
★ HMR-6R40-C32-250	40	32	250	60	6					
HMR-6R40-C32-300	40	32	300	60	6					
HMR-6R50-C32-160	50	32	160	50	6					
HMR-6R50-C32-200	50	32	200	60	6					
HMR-6R50-C32-250	50	32	250	60	6					

● 订货示例: 1件 HAP-400R-25-C25-160

● 刀片需要单独订购

● “★”号表示常备库存

● Ordering Example: 1pcs HAP-400R-25-C25-160

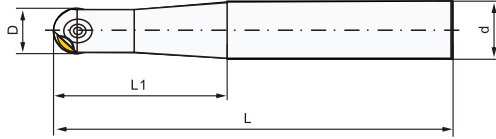
● Inserts need to be ordered separately

● " " indicates standing stock

球头仿形精铣刀

Ball nose profiling milling cutter

HRF..



型号 Model	尺寸Size(mm)				螺钉 Screw	扳手 Wrench	刀片 Inserts
	D	d	L	L ₁			
HRF-5R-C12-120	10	12	120	30	M3X8	T10	SRFT10
HRF-5R-C12-160	10	12	160	30			
HRF-6R-C12-120	12	12	120	32	M3.5X10	T15	SRFT12
HRF-6R-C16-160	12	16	160	58			
HRF-8R-C16-160	16	16	160	65	M4X14	T15	SRFT16
HRF-8R-C16-200	16	16	200	65			
HRF-10R-C20-160	20	20	160	45	M5X16	T20	SRFT20
HRF-10R-C20-200	20	20	200	75			
HRF-10R-C20-250	20	20	250	100	M6X22	T25	SRFT25
HRF-12.5R-C25-160	25	25	160	45			
HRF-12.5R-C25-200	25	25	200	75	M6X22	T25	SRFT25
HRF-12.5R-C25-250	25	25	250	100			
HRF-12.5R-C32-200	25	32	200	100	M6X22	T25	SRFT25
HRF-12.5R-C32-250	25	32	250	100			
HRF-15R-C32-200	30	32	200	100	M8X25	T30	SRFT30
HRF-15R-C40-250	30	40	250	100			
HRF-16R-C32-200	32	32	200	100	M8X25	T30	SRFT32
HRF-16R-C40-250	32	40	250	100			

● 订货示例：1件 HRF-10R-C20-160

● “★”号表示常备库存

● Ordering Example: 1pcs HRF-10R-C20-160

● " " indicates standing stock

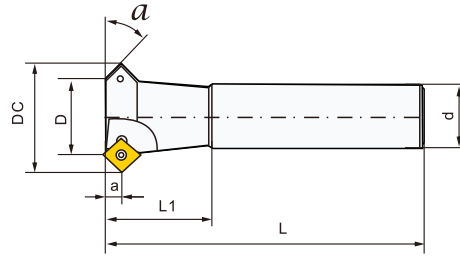
● 刀片需要单独订购

● Inserts need to be ordered separately

倒角铣刀

Chamfer milling cutter

HMC..



型号 Model	尺寸 Size (mm)							齿数 Number of teeth	螺钉 Screw	扳手 Wrench	刀片 Inserts					
	α	D	D ₁	d	L	L ₁	a									
HMC30-06SP09	30°	6	-	16	83	30	4.76	1	M4X8	T15	SPMW090304					
HMC30-08SP09	30°	8	-	16	83	30	4.76									
HMC30-12SP09	30°	12	-	20	105	40	4.76									
HMC30-16SP09	30°	16	-	20	120	40	4.76									
HMC30-20SP09	30°	20	-	25	150	40	4.76									
HMC30-25SP09	30°	25	41.5	32	150	40	4.76					2				
HMC30-32SP09	30°	32	48.5	32	165	40	4.76									
HMC75-08SP09	75°	8	-	16	83	30	8.83					1	M5X12	T20	SPMW120304	
HMC75-12SP09	75°	12	-	20	105	30	8.83									
HMC75-16SP09	75°	16	32.18	20	120	40	8.83									2
HMC75-20SP09	75°	20	32.18	25	150	40	8.83									
HMC75-25SP09	75°	25	37.18	32	150	40	8.83									
HMC75-32SP09	75°	32	43.9	32	165	45	8.83									
HMC45-04SP09	45°	4	-	16	83	30	6.74	1	M5X12	T20	SPMW120304					
HMC45-08SP12	45°	8	-	16	83	30	8.98									
HMC45-12SP12	45°	12	-	20	105	40	8.98									
HMC45-16SP12	45°	16	-	20	120	40	8.98									
HMC45-20SP12	45°	20	37.9	25	150	40	8.98					2				
HMC45-25SP12	45°	25	42.9	32	150	40	8.98									
HMC45-32SP12	45°	32	49.9	32	165	45	8.98									
HMC60-08SP12	60°	8	-	16	83	30	11						1			
HMC60-12SP12	60°	12	-	20	105	30	11									
HMC60-16SP12	60°	16	-	20	120	40	11					2				
HMC60-20SP12	60°	20	33.02	25	150	40	11									
HMC60-25SP12	60°	25	37.37	32	150	40	11									
HMC60-32SP12	60°	32	44.6	32	165	45	11									

● 订货示例：1件 HMC45-32SP12

● 刀片需要单独订购

● “★”号表示常备库存

● Ordering Example: 1pcs HMC45-32SP12

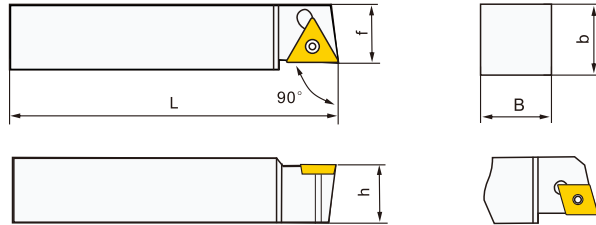
● Inserts need to be ordered separately

● " " indicates standing stock

TZC镗刀头

TZC Boring head

TZC



型号 Model	尺寸Size(mm)					螺钉 Screw	扳手 Wrench	刀片 Inserts
	B=b	L	h	f	镗孔直径 Boring diameter			
★ TZC08-23-90CL	8	23	6	8	25~38	L60 M2.5X6	T8	CC..0602..
★ TZC08-36-90CL	8	36	6	8	38~50			
★ TZC10-36-90CL	10	36	8	9	50~70			
★ TZC10-48-90CL	10	48	8	9	70~90			
★ TZC13-48-90CL	13	48	11	13	70~90	L60 M4X10	T15	CC..09T3..
★ TZC13-65-90CL	13	65	11	13	62~90			
★ TZC16-60-90CL	16	60	12	15	90~115			
★ TZC16-85-90CL	16	85	12	15	72~105	L60 M5X12	T20	CC..1204..
★ TZC19-70-90CL	19	70	15	18	105~135			
★ TZC19-95-90CL	19	95	15	18	135~150			
★ TZC19-125-90CL	19	125	15	18	105~140			
★ TZC25-100-90CL	25	100	20	24	140~190			
★ TZC25-135-90CL	25	135	20	24				

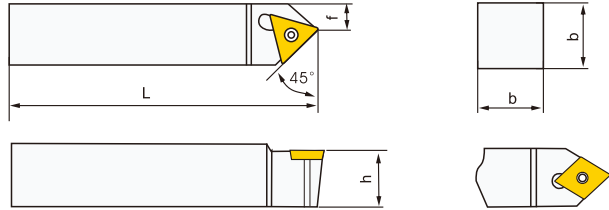
型号 Model	尺寸Size(mm)					螺钉 Screw	扳手 Wrench	刀片 Inserts
	B=b	L	h	f	镗孔直径 Boring diameter			
★ TZC10-36-90TL	10	36	8	9	38~50	L60 M2.2X5	T6	TC..0902..
★ TZC10-48-90TL	10	48	8	9	50~70			
★ TZC13-48-90TL	13	48	11	13	70~90	L60 M2.5X6	T8	TC..1102..
★ TZC13-65-90TL	13	65	11	13	62~90			
★ TZC16-60-90TL	16	60	12	15	90~115			
★ TZC16-85-90TL	16	85	12	15	72~105	L60 M4X10	T15	TC..16T3..
★ TZC19-70-90TL	19	70	15	18	105~135			
★ TZC19-95-90TL	19	95	15	18	135~150			
★ TZC19-125-90TL	19	125	15	18	105~140			
★ TZC25-100-90TL	25	100	20	24	140~190			
★ TZC25-135-90TL	25	135	20	24				

- 订货示例：1件 TZC13-48-90CL
- "★" 号表示常备库存
- Ordering Example: 1pcs TZC13-48-90CL
- " " indicates standing stock
- 刀片需要单独订购
- Inserts need to be ordered separately

TQC镗刀头

TQC Boring head

TQC



型号 Model	尺寸Size(mm)					螺钉 Screw	扳手 Wrench	刀片 Inserts
	B=b	L	h	f	镗孔直径 Boring diameter			
★ TQC08-23-45CL	8	23	6	3.63	25~38	L60 M2.5X6	T8	CC..0602..
★ TQC08-36-45CL	8	36	6	3.63	38~50			
★ TQC10-36-45CL	10	36	8	4	50~70			
★ TQC10-48-45CL	10	48	8	4	70~90			
★ TQC13-48-45CL	13	48	11	5.5	70~90	L60 M4X10	T15	CC..09T3..
★ TQC13-65-45CL	13	65	11	5.5	62~90			
★ TQC16-60-45CL	16	60	12	6.5	90~115			
★ TQC16-85-45CL	16	85	12	6.5	72~105	L60 M5X12	T20	CC..1204..
★ TQC19-70-45CL	19	70	15	8	105~135			
★ TQC19-95-45CL	19	95	15	8	135~150			
★ TQC19-125-45CL	19	125	15	8	105~140			
★ TQC25-100-45CL	25	100	20	11	140~190			
★ TQC25-135-45CL	25	135	20	11				

型号 Model	尺寸Size(mm)					螺钉 Screw	扳手 Wrench	刀片 Inserts
	B=b	L	h	f	镗孔直径 Boring diameter			
★ TQC10-36-45TL	10	36	8	4	38~50	L60 M2.2X5	T6	TC..0902..
★ TQC10-48-45TL	10	48	8	4	50~70			
★ TQC13-48-45TL	13	48	11	5.5	70~90	L60 M2.5X6	T8	TC..1102..
★ TQC13-65-45TL	13	65	11	5.5	62~90			
★ TQC16-60-45TL	16	60	12	6.5	90~115			
★ TQC16-85-45TL	16	85	12	6.5	72~105	L60 M4X10	T15	TC..16T3..
★ TQC19-70-45TL	19	70	15	8	105~135			
★ TQC19-95-45TL	19	95	15	8	135~150			
★ TQC19-125-45TL	19	125	15	8	105~140			
★ TQC25-100-45TL	25	100	20	11	140~190			
★ TQC25-135-45TL	25	135	20	11				

- 订货示例：1件 TQC13-48-45CL
- "★" 号表示常备库存
- Ordering Example: 1pcs TQC13-48-45CL
- " " indicates standing stock
- 刀片需要单独订购
- Inserts need to be ordered separately



浅孔钻及刀片

SHALLOW HOLE DRILL AND INSERTS

品类齐全, 库存充足, 翰琛数控满足您的所有加工需求
Complete specifications, adequate inventory you can meet all your processing demands with hnc.

浅孔钻命名规则

Shallow hole drill naming rules

HCD	03	300	XP	32	S	P	05	02
1	2	3	4	5	6	7	8	9



1. 刀具类型 Tool Type	
HD	浅孔钻 Shallow hole drill
HCD	双螺旋内冷浅孔钻 Double helix internal cooling Shallow hole drill

2. 长径比 L/D
02, 03, 04, 05

3. 刀具直径 Tool diameter scope	
范围	130-500
	13mm-50mm

4. 刀具安装部位结构 Tool installation structure Flattened handle	
XP	削平柄

5. 刀具安装部位尺寸 Tool installation size
20, 25, 32, 40 (mm)

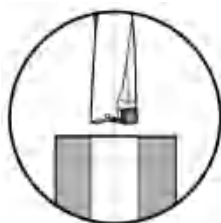
6. 刀片形状 Inserts shape	
W	
S	

7. 刀片后角 Inserts back angle	
C	7°
P	11°

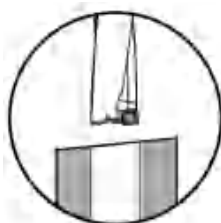
8. 切削刃长度 (mm) Cutting edge length

8. 齿数 Number of teeth

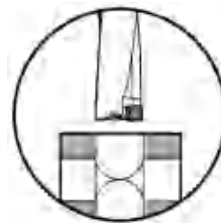
应用范围 Application



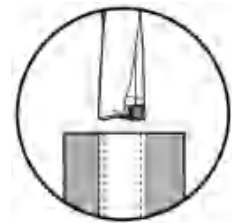
1. 普通钻孔
Ordinary drilling



2. 斜面钻孔
Bevel drilling



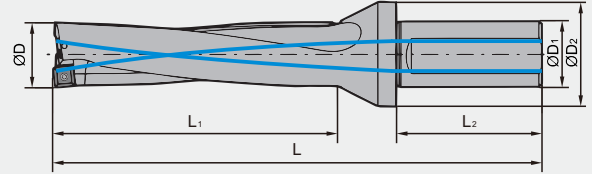
3. 钻交叉孔
Drilling cross holes



4. 扩孔
Hole expansion

浅孔钻 2D

Shallow hole drill 2D



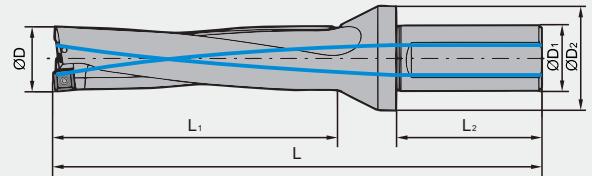
型号 Model	尺寸Size(mm)						刀片 Inserts	螺钉 Screw	扳手 Wrench
	ØD	ØD1	ØD2	L1	L2	L			
★ HCD02-130-XP20-SP04-02	13.0	20	-	31	50	98	SPGT04T102	M1.8x4.0	T5
★ HCD02-140-XP20-SP04-02	14.0	20	-	33	50	100			
★ HCD02-150-XP20-SP05-02	15.0	20	-	35	50	102	SPGT050204	M2x4.3	T6
★ HCD02-160-XP20-SP05-02	16.0	20	-	37	50	104			
★ HCD02-170-XP25-SP05-02	17.0	25	-	39	56	117			
★ HCD02-180-XP25-SP06-02	18.0	25	-	41	56	119			
★ HCD02-190-XP25-SP06-02	19.0	25	-	43	56	121	SPGT060204	M2.2x5.5	
★ HCD02-200-XP25-SP06-02	20.0	25	-	45	56	123			
★ HCD02-210-XP25-SP06-02	21.0	25	-	47	56	125			
★ HCD02-220-XP25-SP07-02	22.0	25	-	49	56	127			
★ HCD02-230-XP25-SP07-02	23.0	25	-	51	56	129			
★ HCD02-240-XP25-SP07-02	24.0	25	-	53	56	131	SPGT07T308	M2.5x6.5	T8
★ HCD02-250-XP25-SP07-02	25.0	25	-	55	56	133			
★ HCD02-260-XP25-SP07-02	26.0	25	-	57	56	135			
★ HCD02-270-XP25-SP07-02	27.0	25	-	59	56	137			
★ HCD02-280-XP25-SP09-02	28.0	25	-	61	60	146			
★ HCD02-290-XP32-SP09-02	29.0	32	-	63	60	148			
★ HCD02-300-XP32-SP09-02	30.0	32	-	65	60	150	SPGT090408	M3.5x8	
★ HCD02-310-XP32-SP09-02	31.0	32	-	67	60	120			
★ HCD02-320-XP32-SP09-02	32.0	32	-	69	60	154			
★ HCD02-330-XP32-SP09-02	33.0	32	-	71	60	156			
★ HCD02-340-XP40-SP11-02	34.0	40	-	73	70	173			
★ HCD02-350-XP40-SP11-02	35.0	40	-	75	70	175			T15
★ HCD02-360-XP40-SP11-02	36.0	40	-	77	70	177			
★ HCD02-370-XP40-SP11-02	37.0	40	-	79	70	179	SPGT110408	M4x10	
★ HCD02-380-XP40-SP11-02	38.0	40	-	81	70	181			
★ HCD02-390-XP40-SP11-02	39.0	40	-	83	70	183			
★ HCD02-400-XP40-SP11-02	40.0	40	-	85	70	185			
★ HCD02-410-XP40-SP11-02	41.0	40	-	87	70	187			
HCD02-420-XP40-SP14-02	42.0	40	-	89	70	199	SPGT140512	M5x13	T20
HCD02-430-XP40-SP14-02	43.0	40	-	91	70	201			
HCD02-440-XP40-SP14-02	44.0	40	-	93	70	203			
HCD02-450-XP40-SP14-02	45.0	40	-	95	70	205			
HCD02-460-XP40-SP14-02	46.0	40	-	97	70	207			
HCD02-470-XP40-SP14-02	47.0	40	-	99	70	209			
HCD02-480-XP40-SP14-02	48.0	40	-	101	70	211			
HCD02-490-XP40-SP14-02	49.0	40	-	103	70	213			
HCD02-500-XP40-SP14-02	50.0	40	-	105	70	215			

- 订货示例：1件 HCD02-230-XP25-SP07-02 ● 刀片需要单独订购
- “★”号表示常备库存

- Ordering Example: 1pcs HCD02-230-XP25-SP07-02 ● Inserts need to be ordered separately
- " " indicates standing stock

浅孔钻 3D

Shallow hole drill 3D



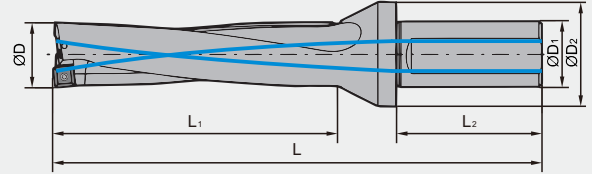
型号 Model	尺寸Size(mm)						刀片 Inserts	螺钉 Screw	扳手 Wrench
	ØD	ØD1	ØD2	L1	L2	L			
★ HCD03-130-XP20-SP04-02	13.0	20	-	44	50	111	SPGT04T102	M1.8x4.0	T5
★ HCD03-140-XP20-SP04-02	14.0	20	-	47	50	114			
★ HCD03-150-XP20-SP05-02	15.0	20	-	50	50	117	SPGT050204	M2x4.3	T6
★ HCD03-160-XP20-SP05-02	16.0	20	-	53	50	120			
★ HCD03-170-XP25-SP05-02	17.0	25	-	56	56	134			
★ HCD03-180-XP25-SP06-02	18.0	25	-	59	56	137			
★ HCD03-190-XP25-SP06-02	19.0	25	-	62	56	140	SPGT060204	M2.2x5.5	
★ HCD03-200-XP25-SP06-02	20.0	25	-	65	56	143			
★ HCD03-210-XP25-SP06-02	21.0	25	-	68	56	146			
★ HCD03-220-XP25-SP07-02	22.0	25	-	71	56	149			
★ HCD03-230-XP25-SP07-02	23.0	25	-	74	56	152			
★ HCD03-240-XP25-SP07-02	24.0	25	-	77	56	155	SPGT07T308	M2.5x6.5	T8
★ HCD03-250-XP25-SP07-02	25.0	25	-	80	56	159			
★ HCD03-260-XP25-SP07-02	26.0	25	-	83	56	161			
★ HCD03-270-XP25-SP07-02	27.0	25	-	86	56	164			
★ HCD03-280-XP25-SP09-02	28.0	25	-	89	60	174			
★ HCD03-290-XP32-SP09-02	29.0	32	-	92	60	177			
★ HCD03-300-XP32-SP09-02	30.0	32	-	95	60	180	SPGT090408	M3.5x8	T15
★ HCD03-310-XP32-SP09-02	31.0	32	-	98	60	183			
★ HCD03-320-XP32-SP09-02	32.0	32	-	101	60	186			
★ HCD03-330-XP32-SP09-02	33.0	32	-	104	60	189			
★ HCD03-340-XP40-SP11-02	34.0	40	-	107	70	207			
★ HCD03-350-XP40-SP11-02	35.0	40	-	110	70	210			
★ HCD03-360-XP40-SP11-02	36.0	40	-	113	70	213			
★ HCD03-370-XP40-SP11-02	37.0	40	-	116	70	216	SPGT110408	M4x10	
★ HCD03-380-XP40-SP11-02	38.0	40	-	119	70	219			
★ HCD03-390-XP40-SP11-02	39.0	40	-	122	70	222			
★ HCD03-400-XP40-SP11-02	40.0	40	-	125	70	225			
★ HCD03-410-XP40-SP11-02	41.0	40	-	128	70	228			
HCD03-420-XP40-SP14-02	42.0	40	-	131	70	251			
HCD03-430-XP40-SP14-02	43.0	40	-	134	70	244			
HCD03-440-XP40-SP14-02	44.0	40	-	137	70	247			
HCD03-450-XP40-SP14-02	45.0	40	-	140	70	250			
HCD03-460-XP40-SP14-02	46.0	40	-	143	70	253	SPGT140512	M5x13	T20
HCD03-470-XP40-SP14-02	47.0	40	-	146	70	256			
HCD03-480-XP40-SP14-02	48.0	40	-	149	70	259			
HCD03-490-XP40-SP14-02	49.0	40	-	152	70	262			
HCD03-500-XP40-SP14-02	50.0	40	-	155	70	265			

- 订货示例：1件 HCD03-230-XP25-SP07-02 ● 刀片需要单独订购
- “★”号表示常备库存

- Ordering Example: 1pcs HCD03-230-XP25-SP07-02 ● Inserts need to be ordered separately
- " " indicates standing stock

浅孔钻 4D

Shallow hole drill 4D



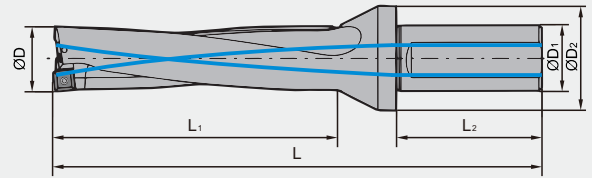
型号 Model	尺寸Size(mm)						刀片 Inserts	螺钉 Screw	扳手 Wrench
	ØD	ØD1	ØD2	L1	L2	L			
★ HCD04-130-XP20-SP04-02	13.0	20	-	57	50	124	SPGT04T102	M1.8x4.0	T5
★ HCD04-140-XP20-SP04-02	14.0	20	-	61	50	128			
★ HCD04-150-XP20-SP05-02	15.0	20	-	65	50	132			
★ HCD04-160-XP20-SP05-02	16.0	20	-	69	50	136	SPGT050204	M2x4.3	T6
★ HCD04-170-XP25-SP05-02	17.0	25	-	73	56	151			
★ HCD04-180-XP25-SP06-02	18.0	25	-	77	56	155			
★ HCD04-190-XP25-SP06-02	19.0	25	-	81	56	159	SPGT060204	M2.2x5.5	
★ HCD04-200-XP25-SP06-02	20.0	25	-	85	56	163			
★ HCD04-210-XP25-SP06-02	21.0	25	-	89	56	167			
★ HCD04-220-XP25-SP07-02	22.0	25	-	93	56	171			
★ HCD04-230-XP25-SP07-02	23.0	25	-	97	56	175			
★ HCD04-240-XP25-SP07-02	24.0	25	-	101	56	179			
★ HCD04-250-XP25-SP07-02	25.0	25	-	105	56	183	SPGT07T308	M2.5x6.5	T8
★ HCD04-260-XP25-SP07-02	26.0	25	-	109	56	187			
★ HCD04-270-XP25-SP07-02	27.0	25	-	113	56	191			
★ HCD04-280-XP25-SP09-02	28.0	25	-	117	60	202			
★ HCD04-290-XP32-SP09-02	29.0	32	-	121	60	206			
★ HCD04-300-XP32-SP09-02	30.0	32	-	125	60	210			
★ HCD04-310-XP32-SP09-02	31.0	32	-	129	60	214	SPGT090408	M3.5x8	T15
★ HCD04-320-XP32-SP09-02	32.0	32	-	133	60	218			
★ HCD04-330-XP32-SP09-02	33.0	32	-	137	60	222			
★ HCD04-340-XP40-SP11-02	34.0	40	-	141	70	241			
★ HCD04-350-XP40-SP11-02	35.0	40	-	145	70	245			
★ HCD04-360-XP40-SP11-02	36.0	40	-	149	70	249			
★ HCD04-370-XP40-SP11-02	37.0	40	-	153	70	253			
★ HCD04-380-XP40-SP11-02	38.0	40	-	157	70	257	SPGT110408	M4x10	
★ HCD04-390-XP40-SP11-02	39.0	40	-	161	70	261			
★ HCD04-400-XP40-SP11-02	40.0	40	-	165	70	265			
★ HCD04-410-XP40-SP11-02	41.0	40	-	169	70	269			
HCD04-420-XP40-SP14-02	42.0	40	-	173	70	283			
HCD04-430-XP40-SP14-02	43.0	40	-	177	70	287			
HCD04-440-XP40-SP14-02	44.0	40	-	181	70	291			
HCD04-450-XP40-SP14-02	45.0	40	-	185	70	295			
HCD04-460-XP40-SP14-02	46.0	40	-	189	70	299	SPGT140512	M5x13	T20
HCD04-470-XP40-SP14-02	47.0	40	-	193	70	303			
HCD04-480-XP40-SP14-02	48.0	40	-	197	70	307			
HCD04-490-XP40-SP14-02	49.0	40	-	201	70	311			
HCD04-500-XP40-SP14-02	50.0	40	-	205	70	315			

- 订货示例：1件 HCD04-230-XP25-SP07-02 ● 刀片需要单独订购
- “★”号表示常备库存

- Ordering Example: 1pcs HCD04-230-XP25-SP07-02 ● Inserts need to be ordered separately
- " " indicates standing stock

浅孔钻 5D

Shallow hole drill 5D



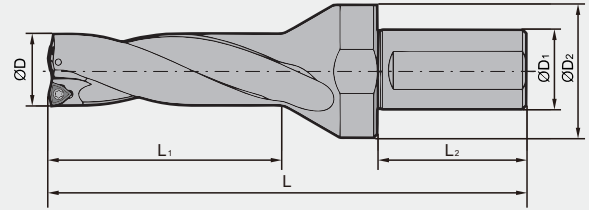
型号 Model	尺寸Size(mm)						刀片 Inserts	螺钉 Screw	扳手 Wrench
	ØD	ØD1	ØD2	L1	L2	L			
★ HCD05-130-XP20-SP04-02	13.0	20	-	70	50	137	SPGT04T102	M1.8x4.0	T5
★ HCD05-140-XP20-SP04-02	14.0	20	-	75	50	142			
★ HCD05-150-XP20-SP05-02	15.0	20	-	80	50	147	SPGT050204	M2x4.3	T6
★ HCD05-160-XP20-SP05-02	16.0	20	-	85	50	152			
★ HCD05-170-XP25-SP05-02	17.0	25	-	90	56	168			
★ HCD05-180-XP25-SP06-02	18.0	25	-	95	56	173			
★ HCD05-190-XP25-SP06-02	19.0	25	-	100	56	178	SPGT060204	M2.2x5.5	
★ HCD05-200-XP25-SP06-02	20.0	25	-	105	56	183			
★ HCD05-210-XP25-SP06-02	21.0	25	-	110	56	188			
★ HCD05-220-XP25-SP07-02	22.0	25	-	115	56	193			
★ HCD05-230-XP25-SP07-02	23.0	25	-	120	56	198			
★ HCD05-240-XP25-SP07-02	24.0	25	-	125	56	203	SPGT07T308	M2.5x6.5	T8
★ HCD05-250-XP25-SP07-02	25.0	25	-	130	56	208			
★ HCD05-260-XP25-SP07-02	26.0	25	-	135	56	213			
★ HCD05-270-XP25-SP07-02	27.0	25	-	140	56	218			
★ HCD05-280-XP25-SP09-02	28.0	25	-	145	60	230			
★ HCD05-290-XP32-SP09-02	29.0	32	-	150	60	235			
★ HCD05-300-XP32-SP09-02	30.0	32	-	155	60	240	SPGT090408	M3.5x8	T15
★ HCD05-310-XP32-SP09-02	31.0	32	-	160	60	245			
★ HCD05-320-XP32-SP09-02	32.0	32	-	165	60	250			
★ HCD05-330-XP32-SP09-02	33.0	32	-	170	60	255			
★ HCD05-340-XP40-SP11-02	34.0	40	-	175	70	275			
★ HCD05-350-XP40-SP11-02	35.0	40	-	180	70	280			
★ HCD05-360-XP40-SP11-02	36.0	40	-	185	70	285			
★ HCD05-370-XP40-SP11-02	37.0	40	-	190	70	290			
★ HCD05-380-XP40-SP11-02	38.0	40	-	195	70	295	SPGT110408	M4x10	
★ HCD05-390-XP40-SP11-02	39.0	40	-	200	70	300			
★ HCD05-400-XP40-SP11-02	40.0	40	-	205	70	305			
★ HCD05-410-XP40-SP11-02	41.0	40	-	210	70	310			
HCD05-420-XP40-SP14-02	42.0	40	-	215	70	325			
HCD05-430-XP40-SP14-02	43.0	40	-	220	70	330			
HCD05-440-XP40-SP14-02	44.0	40	-	225	70	335			
HCD05-450-XP40-SP14-02	45.0	40	-	230	70	340			
HCD05-460-XP40-SP14-02	46.0	40	-	235	70	345	SPGT140512	M5x13	T20
HCD05-470-XP40-SP14-02	47.0	40	-	240	70	350			
HCD05-480-XP40-SP14-02	48.0	40	-	245	70	355			
HCD05-490-XP40-SP14-02	49.0	40	-	250	70	360			
HCD05-500-XP40-SP14-02	50.0	40	-	255	70	365			

- 订货示例：1件 HCD05-230-XP25-SP07-02 ● 刀片需要单独订购
- “★”号表示常备库存

- Ordering Example: 1pcs HCD05-230-XP25-SP07-02 ● Inserts need to be ordered separately
- " " indicates standing stock



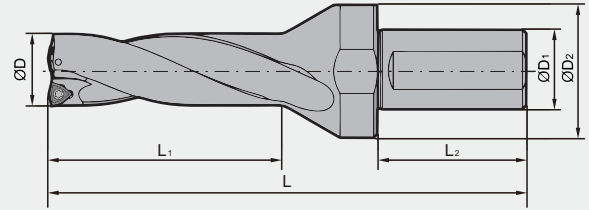
浅孔钻 2D Shallow hole drill 2D



型号 Model	尺寸Size(mm)						刀片 Inserts	螺钉 Screw	扳手 Wrench	
	ØD	ØD ₁	ØD ₂	L ₁	L ₂	L				
HCD02-160-XP20-WC03-02	16.0	20	25	35	50	102	WCMT030208	M2.5x6.5	T8	
HCD02-170-XP25-WC03-02	17.0	25	32	37	56	111				
HCD02-180-XP25-WC03-02	18.0	25	32	39	56	113				
HCD02-190-XP25-WC03-02	19.0	25	32	41	56	115				
HCD02-200-XP25-WC03-02	20.0	25	32	43	56	117				
HCD02-210-XP25-WC04-02	21.0	25	32	45	56	119				WCMT040208
HCD02-220-XP25-WC04-02	22.0	25	32	47	56	121				
HCD02-230-XP25-WC04-02	23.0	25	32	49	56	123				
HCD02-240-XP25-WC04-02	24.0	25	32	51	56	125				
HCD02-250-XP25-WC04-02	25.0	25	32	53	56	127				
HCD02-260-XP25-WC05-02	26.0	25	32	55	60	137	WCMT050308			
HCD02-270-XP32-WC05-02	27.0	32	37	57	60	139				
HCD02-280-XP32-WC05-02	28.0	32	37	59	60	141				
HCD02-290-XP32-WC05-02	29.0	32	37	61	60	143				
HCD02-300-XP32-WC05-02	30.0	32	37	63	60	145				
HCD02-310-XP32-WC06-02	31.0	32	37	65	60	147		WCMT06T308		
HCD02-320-XP32-WC06-02	32.0	32	37	67	60	149				
HCD02-330-XP32-WC06-02	33.0	32	37	69	60	151				
HCD02-340-XP40-WC06-02	34.0	40	37	71	60	166				
HCD02-350-XP40-WC06-02	35.0	40	47	73	70	168				
HCD02-360-XP40-WC06-02	36.0	40	47	75	70	170				
HCD02-370-XP40-WC06-02	37.0	40	47	77	70	172				
HCD02-380-XP40-WC06-02	38.0	40	47	79	70	174				
HCD02-390-XP40-WC06-02	39.0	40	47	81	70	176				
HCD02-400-XP40-WC06-02	40.0	40	47	83	70	178				
HCD02-410-XP40-WC06-02	41.0	40	47	85	70	180	WCMT080412			
HCD02-420-XP40-WC08-02	42.0	40	52	87	70	189				
HCD02-430-XP40-WC08-02	43.0	40	52	89	70	191				
HCD02-440-XP40-WC08-02	44.0	40	52	81	70	193				
HCD02-450-XP40-WC08-02	45.0	40	52	83	70	195				
HCD02-460-XP40-WC08-02	46.0	40	52	85	70	197				
HCD02-470-XP40-WC08-02	47.0	40	52	87	70	199				
HCD02-480-XP40-WC08-02	48.0	40	52	99	70	201				
HCD02-490-XP40-WC08-02	49.0	40	52	101	70	203				
HCD02-500-XP40-WC08-02	50.0	40	52	103	70	205				
HCD02-510-XP40-WC08-02	51.0	40	60	105	70	207				
HCD02-520-XP40-WC08-02	52.0	40	60	107	70	209				
HCD02-530-XP40-WC08-02	53.0	40	60	109	70	211				
HCD02-540-XP40-WC08-02	54.0	40	60	111	70	213				
HCD02-550-XP40-WC08-02	55.0	40	60	113	70	215				
HCD02-560-XP40-WC08-02	56.0	40	60	115	70	217				
HCD02-570-XP40-WC08-02	57.0	40	60	117	70	219				
HCD02-580-XP40-WC08-02	58.0	40	60	119	70	221				

- 订货示例: 1件 HCD02-230-XP25-SP07-02 ● 刀片需要单独订购 ● “★”号表示常备库存
- Ordering Example: 1pcs HCD02-230-XP25-SP07-02 ● Inserts need to be ordered separately
- " " indicates standing stock

浅孔钻 3D Shallow hole drill 2D



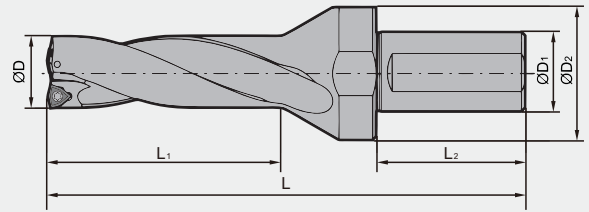
型号 Model	尺寸Size(mm)						刀片 Inserts	螺钉 Screw	扳手 Wrench
	ØD	ØD ₁	ØD ₂	L ₁	L ₂	L			
HCD03-160-XP20-WC03-02	16.0	20	25	52	50	119	WCMT030208	M2.5x6.5	T8
HCD03-170-XP25-WC03-02	17.0	25	32	55	56	128			
HCD03-180-XP25-WC03-02	18.0	25	32	58	56	131			
HCD03-190-XP25-WC03-02	19.0	25	32	61	56	134			
HCD03-200-XP25-WC03-02	20.0	25	32	54	56	137			
HCD03-210-XP25-WC04-02	21.0	25	32	57	56	140			
HCD03-220-XP25-WC04-02	22.0	25	32	70	56	143			
HCD03-230-XP25-WC04-02	23.0	25	32	73	56	146			
HCD03-240-XP25-WC04-02	24.0	25	32	76	56	149			
HCD03-250-XP25-WC04-02	25.0	25	32	79	56	152			
HCD03-260-XP25-WC05-02	26.0	25	32	83	60	163	WCMT050308		
HCD03-270-XP32-WC05-02	27.0	32	37	86	60	166			
HCD03-280-XP32-WC05-02	28.0	32	37	89	60	169			
HCD03-290-XP32-WC05-02	29.0	32	37	92	60	172			
HCD03-300-XP32-WC05-02	30.0	32	37	95	60	175			
HCD03-310-XP32-WC06-02	31.0	32	37	98	60	178	WCMT06T308	M3x9	T10
HCD03-320-XP32-WC06-02	32.0	32	37	101	60	181			
HCD03-330-XP32-WC06-02	33.0	32	37	104	60	184			
HCD03-340-XP40-WC06-02	34.0	40	37	107	60	200			
HCD03-350-XP40-WC06-02	35.0	40	47	110	70	203			
HCD03-360-XP40-WC06-02	36.0	40	47	113	70	206			
HCD03-370-XP40-WC06-02	37.0	40	47	116	70	209			
HCD03-380-XP40-WC06-02	38.0	40	47	119	70	212			
HCD03-390-XP40-WC06-02	39.0	40	47	122	70	215			
HCD03-400-XP40-WC06-02	40.0	40	47	125	70	218			
HCD03-410-XP40-WC06-02	41.0	40	47	128	70	221			
HCD03-420-XP40-WC08-02	42.0	40	52	131	70	231			
HCD03-430-XP40-WC08-02	43.0	40	52	134	70	234			
HCD03-440-XP40-WC08-02	44.0	40	52	137	70	237			
HCD03-450-XP40-WC08-02	45.0	40	52	140	70	240			
HCD03-460-XP40-WC08-02	46.0	40	52	143	70	243			
HCD03-470-XP40-WC08-02	47.0	40	52	146	70	246			
HCD03-480-XP40-WC08-02	48.0	40	52	149	70	249			
HCD03-490-XP40-WC08-02	49.0	40	52	152	70	252			
HCD03-500-XP40-WC08-02	50.0	40	52	155	70	255			
HCD03-510-XP40-WC08-02	51.0	40	60	158	70	258			
HCD03-520-XP40-WC08-02	52.0	40	60	161	70	261			
HCD03-530-XP40-WC08-02	53.0	40	60	164	70	264			
HCD03-540-XP40-WC08-02	54.0	40	60	167	70	267			
HCD03-550-XP40-WC08-02	55.0	40	60	170	70	270			
HCD03-560-XP40-WC08-02	56.0	40	60	173	70	273			
HCD03-570-XP40-WC08-02	57.0	40	60	176	70	276			
HCD03-580-XP40-WC08-02	58.0	40	60	179	70	279			

- 订货示例: 1件 HCD02-230-XP25-SP07-02 ● 刀片需要单独订购 ● “★”号表示常备库存
- Ordering Example: 1pcs HCD02-230-XP25-SP07-02 ● Inserts need to be ordered separately
- " " indicates standing stock



浅孔钻 4D

Shallow hole drill 4D

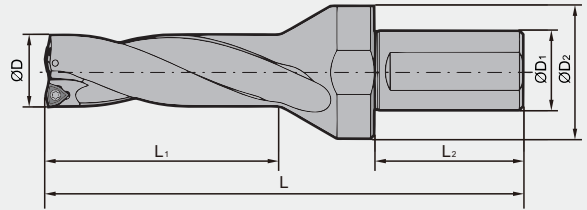


型号 Model	尺寸Size(mm)						刀片 Inserts	螺钉 Screw	扳手 Wrench
	ØD	ØD1	ØD2	L1	L2	L			
HCD04-160-XP20-WC03-02	16.0	20	25	67	50	134	WCMT030208	M2.5x6.5	T8
HCD04-170-XP25-WC03-02	17.0	25	32	71	56	145			
HCD04-180-XP25-WC03-02	18.0	25	32	75	56	149			
HCD04-190-XP25-WC03-02	19.0	25	32	79	56	153			
HCD04-200-XP25-WC03-02	20.0	25	32	83	56	157			
HCD04-210-XP25-WC04-02	21.0	25	32	87	56	161	WCMT040208		
HCD04-220-XP25-WC04-02	22.0	25	32	91	56	165			
HCD04-230-XP25-WC04-02	23.0	25	32	95	56	169			
HCD04-240-XP25-WC04-02	24.0	25	32	99	56	173			
HCD04-250-XP25-WC04-02	25.0	25	32	103	56	177			
HCD04-260-XP25-WC05-02	26.0	25	32	107	60	189	WCMT050308		
HCD04-270-XP32-WC05-02	27.0	32	37	111	60	193			
HCD04-280-XP32-WC05-02	28.0	32	37	115	60	197			
HCD04-290-XP32-WC05-02	29.0	32	37	119	60	201			
HCD04-300-XP32-WC05-02	30.0	32	37	123	60	205			
HCD04-310-XP32-WC06-02	31.0	32	37	127	60	209	WCMT06T308	M3x9	T10
HCD04-320-XP32-WC06-02	32.0	32	37	131	60	213			
HCD04-330-XP32-WC06-02	33.0	32	37	135	60	217			
HCD04-340-XP40-WC06-02	34.0	40	37	139	60	234			
HCD04-350-XP40-WC06-02	35.0	40	47	143	70	238			
HCD04-360-XP40-WC06-02	36.0	40	47	147	70	242			
HCD04-370-XP40-WC06-02	37.0	40	47	151	70	246			
HCD04-380-XP40-WC06-02	38.0	40	47	155	70	250			
HCD04-390-XP40-WC06-02	39.0	40	47	159	70	254			
HCD04-400-XP40-WC06-02	40.0	40	47	163	70	258			
HCD04-410-XP40-WC06-02	41.0	40	47	167	70	262			
HCD04-420-XP40-WC08-02	42.0	40	52	171	70	273			
HCD04-430-XP40-WC08-02	43.0	40	52	175	70	277			
HCD04-440-XP40-WC08-02	44.0	40	52	179	70	281			
HCD04-450-XP40-WC08-02	45.0	40	52	183	70	285			
HCD04-460-XP40-WC08-02	46.0	40	52	187	70	289			
HCD04-470-XP40-WC08-02	47.0	40	52	191	70	293			
HCD04-480-XP40-WC08-02	48.0	40	52	195	70	297			
HCD04-490-XP40-WC08-02	49.0	40	52	199	70	301			
HCD04-500-XP40-WC08-02	50.0	40	52	203	70	305			
HCD04-510-XP40-WC08-02	51.0	40	60	207	70	309			
HCD04-520-XP40-WC08-02	52.0	40	60	211	70	313			
HCD04-530-XP40-WC08-02	53.0	40	60	215	70	317			
HCD04-540-XP40-WC08-02	54.0	40	60	219	70	321			
HCD04-550-XP40-WC08-02	55.0	40	60	223	70	325			
HCD04-560-XP40-WC08-02	56.0	40	60	227	70	329			
HCD04-570-XP40-WC08-02	57.0	40	60	231	70	333			
HCD04-580-XP40-WC08-02	58.0	40	60	235	70	337			

- 订货示例: 1件 HCD02-230-XP25-SP07-02 ● 刀片需要单独订购 ● “★”号表示常备库存
- Ordering Example: 1pcs HCD02-230-XP25-SP07-02 ● Inserts need to be ordered separately
- " " indicates standing stock

浅孔钻 5D

Shallow hole drill 5D

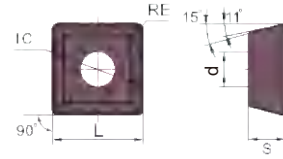


型号 Model	尺寸Size(mm)						刀片 Inserts	螺钉 Screw	扳手 Wrench			
	ØD	ØD1	ØD2	L1	L2	L						
HCD04-160-XP20-WC03-02	16.0	20	25	83	50	151	WCMT030208	M2.5x6.5	T8			
HCD04-170-XP25-WC03-02	17.0	25	32	88	56	162						
HCD04-180-XP25-WC03-02	18.0	25	32	93	56	167						
HCD04-190-XP25-WC03-02	19.0	25	32	98	56	172						
HCD04-200-XP25-WC03-02	20.0	25	32	103	56	177						
HCD04-210-XP25-WC04-02	21.0	25	32	108	56	182	WCMT040208	M2.5x6.5	T8			
HCD04-220-XP25-WC04-02	22.0	25	32	113	56	187						
HCD04-230-XP25-WC04-02	23.0	25	32	118	56	192						
HCD04-240-XP25-WC04-02	24.0	25	32	123	56	197						
HCD04-250-XP25-WC04-02	25.0	25	32	128	56	202						
HCD04-260-XP25-WC05-02	26.0	25	32	133	60	211	WCMT050308	M2.5x6.5	T8			
HCD04-270-XP32-WC05-02	27.0	32	37	138	60	220						
HCD04-280-XP32-WC05-02	28.0	32	37	143	60	225						
HCD04-290-XP32-WC05-02	29.0	32	37	148	60	230						
HCD04-300-XP32-WC05-02	30.0	32	37	153	60	235						
HCD04-310-XP32-WC06-02	31.0	32	37	158	60	240	WCMT06T308	M3x9	T9			
HCD04-320-XP32-WC06-02	32.0	32	37	163	60	245						
HCD04-330-XP32-WC06-02	33.0	32	37	168	60	250						
HCD04-340-XP40-WC06-02	34.0	40	37	173	60	268						
HCD04-350-XP40-WC06-02	35.0	40	47	178	70	273						
HCD04-360-XP40-WC06-02	36.0	40	47	183	70	278						
HCD04-370-XP40-WC06-02	37.0	40	47	188	70	283						
HCD04-380-XP40-WC06-02	38.0	40	47	193	70	288						
HCD04-390-XP40-WC06-02	39.0	40	47	198	70	293						
HCD04-400-XP40-WC06-02	40.0	40	47	203	70	298						
HCD04-410-XP40-WC06-02	41.0	40	47	208	70	303						
HCD04-420-XP40-WC08-02	42.0	40	52	213	70	315				WCMT080412	M3.5x10.4	T15
HCD04-430-XP40-WC08-02	43.0	40	52	218	70	320						
HCD04-440-XP40-WC08-02	44.0	40	52	223	70	325						
HCD04-450-XP40-WC08-02	45.0	40	52	228	70	330						
HCD04-460-XP40-WC08-02	46.0	40	52	233	70	335						
HCD04-470-XP40-WC08-02	47.0	40	52	238	70	340						
HCD04-480-XP40-WC08-02	48.0	40	52	243	70	345						
HCD04-490-XP40-WC08-02	49.0	40	52	248	70	350						
HCD04-500-XP40-WC08-02	50.0	40	52	253	70	355						
HCD04-510-XP40-WC08-02	51.0	40	60	258	70	360						
HCD04-520-XP40-WC08-02	52.0	40	60	263	70	365						
HCD04-530-XP40-WC08-02	53.0	40	60	268	70	370						
HCD04-540-XP40-WC08-02	54.0	40	60	273	70	375						
HCD04-550-XP40-WC08-02	55.0	40	60	278	70	380						
HCD04-560-XP40-WC08-02	56.0	40	60	283	70	385						
HCD04-570-XP40-WC08-02	57.0	40	60	288	70	390						
HCD04-580-XP40-WC08-02	58.0	40	60	293	70	395						

- 订货示例：1件 HCD02-230-XP25-SP07-02 ● 刀片需要单独订购 ● “★”号表示常备库存
- Ordering Example: 1pcs HCD02-230-XP25-SP07-02 ● Inserts need to be ordered separately
- " " indicates standing stock

浅孔钻刀片

Shallow hole drill inserts

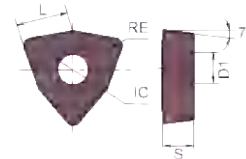


● 标准库存 Stock ○ 需预定 Available upon Order

型号 Model	基本尺寸 Basic size					牌号 Brand	
	L (mm)	Φ I.C (mm)	S (mm)	Φ d (mm)	RE (mm)	HMC	
SPMT	04T102	4.2	4.2	2.38	2.0	0.2	●
	050204	5.0	5.0	2.38	2.2	0.4	●
	060204	6.15	6.15	2.38	2.6	0.4	●
	07T308	7.94	7.94	3.97	2.8	0.8	●
	090408	9.8	9.8	4.3	4.2	0.8	●
	110408	11.5	11.5	4.76	4.4	0.8	●
140512	14.3	14.3	5.2	5.75	1.2	●	

M类材料钻削性能好，刃口锋利、强度高，抗冲击性能更好，刀片满足加工粘性材料的要求，适用奥氏体不锈钢等粘性材料的加工

M-type materials have good drilling performance, sharp cutting edge, high strength, better impact resistance, and the blade meets the requirements for processing sticky materials, suitable for processing sticky materials such as austenitic stainless steel



● 标准库存 Stock ○ 需预定 Available upon Order

型号 Model	基本尺寸 Basic size					牌号 Brand	
	L (mm)	Φ I.C (mm)	S (mm)	Φ d (mm)	RE (mm)	HMC	
WCMT	030208	3.8	5.56	2.38	2.8	0.8	●
	040208	4.3	6.35	2.38	3.1	0.8	●
	050308	5.4	7.94	3.18	3.2	0.8	●
	06T308	6.5	9.525	3.97	3.7	0.8	●
	080412	8.7	12.7	4.76	4.3	1.2	●

具有锋利的切削刃，有利于获得粗糙度较低的加工表面，应用于低负荷切削，主要适合软钢和铸铁加工

With sharp cutting edge, it is conducive to obtaining a machined surface with low roughness. It is used for low-load cutting and is mainly suitable for mild steel and cast iron processing.

螺纹刀片

THREADING INSERTS

品类齐全, 库存充足, 翰琛数控满足您的所有加工需求

Complete specifications, adequate inventory you can meet all your processing demands with hcnc



螺纹刀片命名规则

Thread inserts naming rules

1. 刀片尺寸 Inserts size

L(mm)	d(mm)
22	12.7
16	9.525
11	6.35
8	4.76

2. 切削类型 Cutting type

E-外螺纹
External thread

N-内螺纹
Internal thread

3. 刀杆切削方向

Cutting direction of tool holder

R-右手
right hand

L-左手
left hand

4. 类型 Type

M-磨制 -断屑槽
Grinding Chipbreaker

5. 螺距 Pitch

全牙形 (螺距用数字表示)
Full tooth shape (The pitch is expressed in numbers)

mm	TPI
0.5-6.0	48-5

V牙形 (范围用字母表示)
V-shaped teeth (range indicated by letters)

	mm	TPI
A	0.5-1.5	48-16
AG	0.5-3.0	48-8
G	1.75-3.0	14-8
N	3.5-5.0	7-5

16

E

R

M

AG

60

HMC

1

2

3

4

5

6

7

6. 螺纹牙型 Thread profile

<input type="checkbox"/> ISO公制螺纹 Metric thread	60 60°通用牙型螺纹 60° Universal thread profile	55 55°通用牙型螺纹 55° Universal thread profile
W 惠氏螺纹 Whitworth thread	UN 统一协定螺纹 Unified thread	BSPT 英制锥管螺纹 British taper pipe thread
NPT 美制锥管螺纹 American taper pipe thread		

7. 合金牌号 Alloy grade

HMB

良好的韧性和耐磨性，是高质量的螺纹加工。碳钢、不锈钢和铸铁等材料的专业牌号。

Good toughness and wear resistance, high quality thread processing. Carbon steel, stainless steel and cast iron. And other professional grades of materials.

HMC

出色的抗高温氧化性 出色的抗热裂性能。适合不锈钢及软钢的螺纹加工，特别适合于不锈钢阀门及不锈钢管接头加工行业

Excellent high temperature oxidation resistance and heat resistance, suitable for stainless steel and mild steel thread processing, especially suitable for stainless steel valves and stainless steel pipe fittings processing industry

螺纹刀片

Thread inserts

	公制螺纹 Metric thread	通用螺纹 Universal thread	通用螺纹 Universal thread	惠氏螺纹 Whitworth thread	统一协定 螺纹 Unified thread	英制螺纹 British thread	美制螺纹 American thread
螺纹 Thread	ISO	60°	55°	W	UN	BSPT	NPT
外螺纹 (R型) External thread	P162	P164	P164	P165	P166	P167	P168
内螺纹 (R型) Internal thread	P163	P164	P164	P165	P166	P167	P168
应用 Application	工业机械 industrial machinery	工业机械 应用范围60 industrial machinery Application range 60°	工业机械 应用范围55 industrial machinery Application range 55°	通用工具, 零 部件和管接头 General Tools, Parts and Fittings	航空航天工业 Aerospace Industry	蒸汽、天然气和水管 Steam, gas and water pipes	



公制螺纹 有切顶

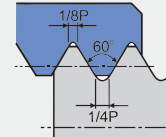
ISO metric thread (With cutting top)

外螺纹 External thread



ISO 965-1980 DIN 13
GB/T 197-2003
公差等级: 6g/6H

ISO 965-1980 DIN 13
GB/T 197-2003
Tolerance grade: 6g/6H



型号 Model	螺距 Pitch (mm)	基本尺寸 Basic size			Brand	
		S (mm)	Φ I.C (mm)	Φ d (mm)	HMB	HMC
16ER0.5	0.50	3.52	9.525	4.0	●	●
16ER0.75	0.75	3.52	9.525	4.0	●	●
16ER1.0	1.00	3.52	9.525	4.0	●	●
16ER1.25	1.25	3.52	9.525	4.0	●	●
16ER1.5	1.50	3.52	9.525	4.0	●	●
16ER1.75	1.75	3.52	9.525	4.0	●	●
16ER2.0	2.00	3.52	9.525	4.0	●	●
16ER2.5	2.50	3.52	9.525	4.0	●	●
16ER3.0	3.00	3.52	9.525	4.0	●	●
22ER3.5	3.50	4.65	12.7	5.0	●	●
22ER4.0	4.00	4.65	12.7	5.0	●	●
22ER4.5	4.50	4.65	12.7	5.0	●	●
22ER5.0	5.00	4.65	12.7	5.0	●	●
22ER5.5	5.50	4.65	12.7	5.0	●	●
22ER6.0	6.00	4.65	12.7	5.0	●	●

● 标准库存 Stock ○ 需预定 Available upon Order

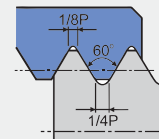
公制螺纹 有切顶

ISO metric thread (With cutting top)

内螺纹 Internal thread



ISO 965-1980 DIN 13
GB/T 197-2003
公差等级: 6g/6H
ISO 965-1980 DIN 13
GB/T 197-2003
Tolerance grade: 6g/6H



型号 Model	螺距 Pitch (mm)	基本尺寸 Basic size			Brand	
		S (mm)	Φ I.C (mm)	Φ d (mm)	HMB	HMC
11NR0.5	0.50	3.05	6.35	3.2	●	○
11NR0.75	0.75	3.05	6.35	3.2	●	○
11NR1.0	1.00	3.05	6.35	3.2	●	●
11NR1.25	1.25	3.05	6.35	3.2	●	●
11NR1.5	1.50	3.05	6.35	3.2	●	●
11NR1.75	1.75	3.05	6.35	3.2	●	●
11NR2.0	2.00	3.05	6.35	3.2	●	●
16NR0.5	0.50	3.52	9.525	4.0	●	●
16NR0.75	0.75	3.52	9.525	4.0	●	●
16NR1.0	1.00	3.52	9.525	4.0	●	●
16NR1.25	1.25	3.52	9.525	4.0	●	●
16NR1.5	1.50	3.52	9.525	4.0	●	●
16NR1.75	1.75	3.52	9.525	4.0	●	●
16NR2.0	2.00	3.52	9.525	4.0	●	●
16NR2.5	2.50	3.52	9.525	4.0	●	●
16NR3.0	3.00	3.52	9.525	4.0	●	●
22NR3.5	3.50	4.65	12.7	5.0	●	●
22NR4.0	4.00	4.65	12.7	5.0	●	●
22NR4.5	4.50	4.65	12.7	5.0	●	●
22NR5.0	5.00	4.65	12.7	5.0	●	●
22NR5.5	5.50	4.65	12.7	5.0	●	●
22NR6.0	6.00	4.65	12.7	5.0	●	●

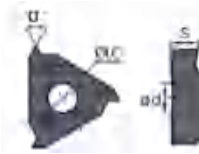
● 标准库存 Stock ○ 需预定 Available upon Order



通用螺纹 无切顶

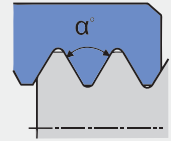
Universal thread (Without cutting top)

外螺纹 External thread



ISO 965-1980 DIN 13
GB/T 197-2003
公差等级: 6g/6H

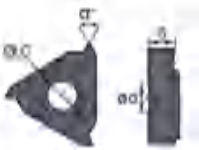
ISO 965-1980 DIN 13
GB/T 197-2003
Tolerance grade: 6g/6H



型号 Model		Pitch		基本尺寸 Basic size			Brand	
		TP (mm)	TPI	S (mm)	Φ I.C (mm)	Φ d (mm)	HMB	HMC
55°	16ERA55	0.5-1.5	48-16	3.52	9.525	4.0	●	●
	16ERG55	1.75-3.0	14-8	3.52	9.525	4.0	●	●
	16ERAG55	0.5-3.0	48-8	3.52	9.525	4.0	●	●
	22ERN55	3.5-5.0	7-5	4.65	12.7	5.0	●	●
60°	16ERA60	0.5-1.5	48-16	3.52	9.525	4.0	●	●
	16ERG60	1.75-3.0	14-8	3.52	9.525	4.0	●	●
	16ERAG60	0.5-3.0	48-8	3.52	9.525	4.0	●	●
	22ERN60	3.5-5.0	7-5	4.65	12.7	5.0	●	●

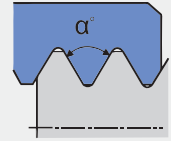
● 标准库存 Stock ○ 需预定 Available upon Order

内螺纹 Internal thread



ISO 965-1980 DIN 13
GB/T 197-2003
公差等级: 6g/6H

ISO 965-1980 DIN 13
GB/T 197-2003
Tolerance grade: 6g/6H



型号 Model		Pitch		基本尺寸 Basic size			Brand	
		TP (mm)	TPI	S (mm)	Φ I.C (mm)	Φ d (mm)	HMB	HMC
55°	08NRA55	0.5-1.5	48-16	2.00	4.76	2.4	○	○
	11NRA55	0.5-1.5	48-16	3.05	6.35	3.2	●	●
	16NRA55	0.5-1.5	48-16	3.52	9.525	4.0	●	●
	16NRG55	1.75-3.0	14-8	3.52	9.525	4.0	●	●
	16NRAG55	0.5-3.0	48-8	3.52	9.525	4.0	●	●
	22NRN55	3.5-5.0	7-5	4.65	12.7	5.0	●	●
60°	08NRA60	0.5-1.5	48-16	2.00	4.76	2.4	○	●
	11NRA60	0.5-1.5	48-16	3.05	6.35	3.2	●	●
	16NRA60	0.5-1.5	48-16	3.52	9.525	4.0	●	●
	16NRG60	1.75-3.0	14-8	3.52	9.525	4.0	●	●
	16NRAG60	0.5-3.0	48-8	3.52	9.525	4.0	●	●
	22NRN60	3.5-5.0	7-5	4.65	12.7	5.0	●	●

● 标准库存 Stock ○ 需预定 Available upon Order

惠氏螺纹 有切顶

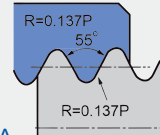
Whitworth thread (With cutting top)

外螺纹 External thread



ISO 228/1:1982
DIN 259, B.S.84:1956
公差等级: Medium class A

ISO 228/1:1982
DIN 259, BS84:1956
Tolerance grade: Medium class A



型号 Model	牙数/英寸 Number of teeth/inch	基本尺寸 Basic size			Brand	
	TPI	S (mm)	Φ I.C (mm)	Φ d (mm)	HMB	HMC
16ER8W	8	3.52	9.525	4.0	●	●
16ER9W	9	3.52	9.525	4.0	●	●
16ER10W	10	3.52	9.525	4.0	●	●
16ER12W	12	3.52	9.525	4.0	●	●
16ER14W	14	3.52	9.525	4.0	●	●
16ER16W	16	3.52	9.525	4.0	●	●
16ER18W	18	3.52	9.525	4.0	●	●
16ER19W	19	3.52	9.525	4.0	●	●

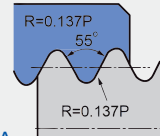
● 标准库存 Stock ○ 需预定 Available upon Order

内螺纹 Internal thread



ISO 228/1:1982
DIN 259, B.S.84:1956
公差等级: Medium class A

ISO 228/1:1982
DIN 259, BS84:1956
Tolerance grade: Medium class A



型号 Model	牙数/英寸 Number of teeth/inch	基本尺寸 Basic size			Brand	
	TPI	S (mm)	Φ I.C (mm)	Φ d (mm)	HMB	HMC
11NR11W	11	3.05	6.35	3.2	●	●
11NR14W	14	3.05	6.35	3.2	●	●
16NR8W	8	3.52	9.525	4.0	●	●
16NR9W	9	3.52	9.525	4.0	●	●
16NR10W	10	3.52	9.525	4.0	●	●
16NR12W	12	3.52	9.525	4.0	●	●
16NR14W	14	3.52	9.525	4.0	●	●
16NR16W	16	3.52	9.525	4.0	●	●
16NR18W	18	3.52	9.525	4.0	●	●
16NR19W	19	3.52	9.525	4.0	●	●

● 标准库存 Stock ○ 需预定 Available upon Order

统一协定螺纹 有切顶

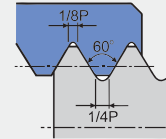
Universal thread (With cutting top)

外螺纹 External thread



ASME B1.1-1989
公差等级: 2A/2B

ASME B1.1-1989
Tolerance Grade: 2A/2B



型号 Model	牙数/英寸 Number of teeth/inch	基本尺寸 Basic size			Brand	
	TPI	S (mm)	Φ I.C (mm)	Φ d (mm)	HMB	HMC
16ER8UN	8	3.52	9.525	4.0	●	●
16ER10UN	10	3.52	9.525	4.0	●	●
16ER12UN	12	3.52	9.525	4.0	●	●
16ER14UN	14	3.52	9.525	4.0	●	●
16ER16UN	16	3.52	9.525	4.0	●	●
16ER18UN	18	3.52	9.525	4.0	●	●
16ER20UN	20	3.52	9.525	4.0	●	●
16ER24UN	24	3.52	9.525	4.0	●	●

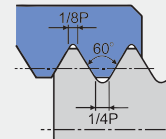
● 标准库存 Stock ○ 需预定 Available upon Order

内螺纹 Internal thread



ASME B1.1-1989
公差等级: 2A/2B

ASME B1.1-1989
Tolerance Grade: 2A/2B



型号 Model	牙数/英寸 Number of teeth/inch	基本尺寸 Basic size			Brand	
	TPI	S (mm)	Φ I.C (mm)	Φ d (mm)	HMB	HMC
11NR16UN	16	3.05	6.35	3.2	○	●
11NR18UN	18	3.05	6.35	3.2	○	●
11NR20UN	20	3.05	6.35	3.2	○	●
16NR8UN	8	3.52	9.525	4.0	●	●
16NR10UN	9	3.52	9.525	4.0	●	●
16NR12UN	10	3.52	9.525	4.0	●	●
16NR14UN	12	3.52	9.525	4.0	●	●
16NR16UN	14	3.52	9.525	4.0	●	●
16NR18UN	16	3.52	9.525	4.0	●	●
16NR20UN	18	3.52	9.525	4.0	●	●
16NR24UN	19	3.52	9.525	4.0	●	●

● 标准库存 Stock ○ 需预定 Available upon Order

英制锥管螺纹

British standard taper piper thread

外螺纹 External thread



ISO 7/1 : 1994
B.S.21 : 1985
Standard BSPT

型号 Model	牙数/英寸 Number of teeth/inch	基本尺寸 Basic size			Brand	
	TPI	S (mm)	Φ I.C (mm)	Φ d (mm)	HMB	HMC
16ER11BSPT	11	3.52	9.525	4.0	●	●
16ER14BSPT	14	3.52	9.525	4.0	●	●
16ER19BSPT	19	3.52	9.525	4.0	●	●
16ER28BSPT	28	3.52	9.525	4.0	●	●

● 标准库存 Stock ○ 需预定 Available upon Order

内螺纹 Internal thread



ISO 7/1 : 1994
B.S.21 : 1985
Standard BSPT

型号 Model	牙数/英寸 Number of teeth/inch	基本尺寸 Basic size			Brand	
	TPI	S (mm)	Φ I.C (mm)	Φ d (mm)	HMB	HMC
16NR11BSPT	11	3.52	9.525	4.0	●	●
16NR14BSPT	14	3.52	9.525	4.0	●	●
16NR19BSPT	19	3.52	9.525	4.0	●	●
16NR28BSPT	28	3.52	9.525	4.0	●	●

● 标准库存 Stock ○ 需预定 Available upon Order

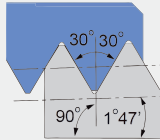
美制锥管螺纹

American standard taper pipe thread

外螺纹 External thread



ASME B1.20.1-1983
Standard NPT



型号 Model	牙数/英寸 Number of teeth/inch	基本尺寸 Basic size			Brand	
	TPI	S (mm)	Φ I.C (mm)	Φ d (mm)	HMB	HMC
16ER8NPT	8	3.52	9.525	4.0	●	●
16ER11.5NPT	11.5	3.52	9.525	4.0	●	●
16ER14NPT	14	3.52	9.525	4.0	●	●
16ER18NPT	18	3.52	9.525	4.0	●	●
16ER27NPT	27	3.52	9.525	4.0	●	●

● 标准库存 Stock ○ 需预定 Available upon Order

内螺纹 Internal thread



ASME B1.20.1-1983
Standard NPT



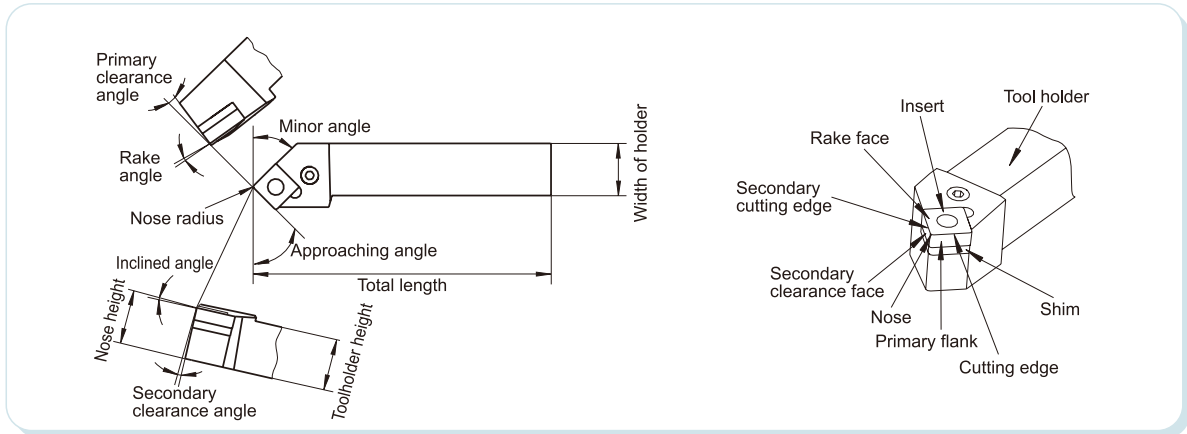
型号 Model	牙数/英寸 Number of teeth/inch	基本尺寸 Basic size			Brand	
	TPI	S (mm)	Φ I.C (mm)	Φ d (mm)	HMB	HMC
16NR8NPT	8	3.52	9.525	4.0	●	●
16NR11.5NPT	11.5	3.52	9.525	4.0	●	●
16NR14NPT	14	3.52	9.525	4.0	●	●
16NR18NPT	18	3.52	9.525	4.0	●	●
16NR27NPT	27	3.52	9.525	4.0	●	●

● 标准库存 Stock ○ 需预定 Available upon Order

车削刀具部分作用

The functions of each part of turning tools

1 The names of each part of turning tools



2 Effects of rake angle

Larger rake angle makes cutting edge sharper, reduces resistant forces of chip flow, diminishes friction and prevent deformation, leading to smaller cutting forces and cutting power, lower cutting temperature, less abrasion and higher surface quality. However, too large rake angle would reduce the rigidity and strength of tool. Heat can't be diffused easily. Serious breakage and abrasion on tool would occur, reducing tool life. Please choose rake angle according to machining conditions.

Value selection	Situations
Small rake angle	<ul style="list-style-type: none"> ● When machining brittle and hard materials ● When roughing and intermittent cutting
Big rake angle	<ul style="list-style-type: none"> ● When machining plastic or soft materials ● When finishing

3 Effects of clearance angle

The main function of clearance angle is to reduce the friction between the clearance face of tool and the surface of workpiece. When the rake angle is fixed, larger clearance angle can increase the sharpness of cutting edge, reduce cutting forces and friction, and then achieve higher surface quality. However, if clearance angle is too large, the strength of cutting edge would decrease. Also, heat can't be diffused easily and serious abrasion would occur, reducing tool life.

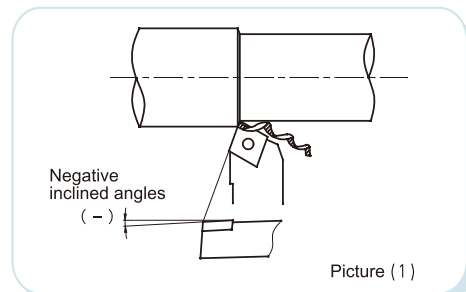
The principle of choosing clearance angle: Choose small clearance angle if friction is not serious.

Value Selection	Situations
Small clearance angle	<ul style="list-style-type: none"> ● In order to increase nose strength when roughing ● When machining brittle and hard materials
Large clearance angle	<ul style="list-style-type: none"> ● In order to reduce friction when finishing ● When machining materials easy to be hardened

4 Effects of inclined angle

Positive or negative inclined angle determines the direction of chip flow, and also affects the strength and impact resistance of insert nose.

◆As diagram (1) shows, when the inclined angle is negative, namely nose is in the lowest point as apposed to the bottom of tool, chips flow to the machined surface of workpiece.

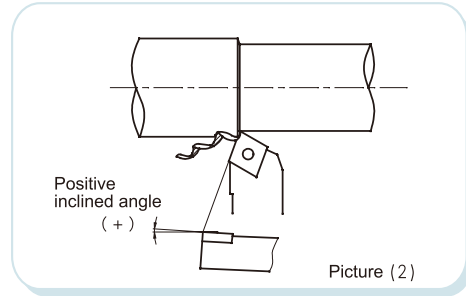


车削刀具部分作用

The functions of each part of turning tools

◆ As diagram (2) shows, when inclined angle is positive, namely the nose is in the highest point as apposed to the bottom of the tool, chips flow to the areas of workpiece surface that haven't been machined.

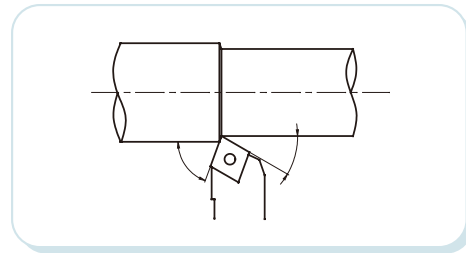
◆ The change of inclined angle also affects insert nose strength and impact resistance. When the inclined angle is negative, the nose is in the lowest point of cutting edge. When the cutting edge enters the workpiece, the contacting point is on the cutting edge or rake face, protecting the nose from impact and increase the strength of the nose. Normally, negative inclined angle should be chosen for tools with big rake angle. This can not only increase nose strength, but also prevent the impact of entry.



5 Effects of approach angle

Reduced approaching angle increases the strength of tools and enable heat to diffuse easily, improving surface quality. This is because when the approach angle is small, cutting edge width is large, and then the unit width of cutting edge bears less cutting force. Meanwhile, tool life can be improved.

Normally, select 90° approach angle for turning of slender and step shaft; select 45° approach angle for external turning, end surface machining and chamfering. When approach angle is larger, radial force is reduced, cutting is stable, cutting thickness is increased, and chip breaking is excellent.



Value selection	Situations
Small approach angle	For those materials with high intensity, high hardness and hardened layer on the surface
Big approach angle	When rigidity of the machine is not enough

6 Effects of minor angle

Minor angle is the main angle that can affect surface quality, and it can also affect tool strength. If the approach angle is too small, the friction between the secondary flank and machined surface of workpiece will increase, causing vibration.

The principle of selecting minor angle: Select small minor angle when roughing or when the friction is unaffected and there is no vibration. Select large minor angle when finishing.

7 Nose radius

Nose radius significantly affects nose strength and surface quality.

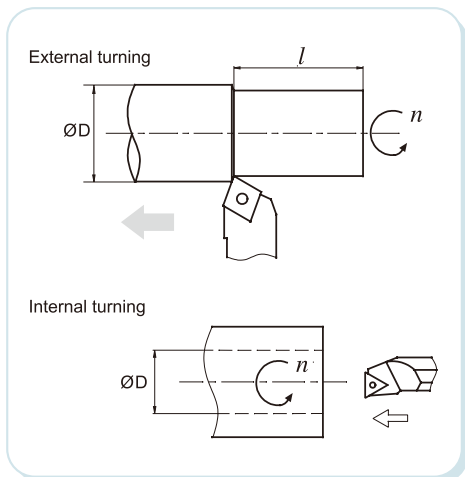
Large nose radius means higher cutting edge strength, and the abrasion on the rake face and clearance face can be reduced to some extent. However, if the nose radius is too large, radial force will increase, and vibration is easy to occur, affecting machining precision and surface quality.

Value selection	Situations
Small nose radius	<ul style="list-style-type: none"> ● Finishing at small cutting depth ● Machining parts such as slender shaft ● When the rigidity of the machine is not enough
Large nose radius	<ul style="list-style-type: none"> ● When roughing ● When machining hard materials (intermittent cutting) ● When the rigidity of the machine is not enough

车削加工参数计算方法

Calculation method of turning parameters

1 Calculation of cutting speed



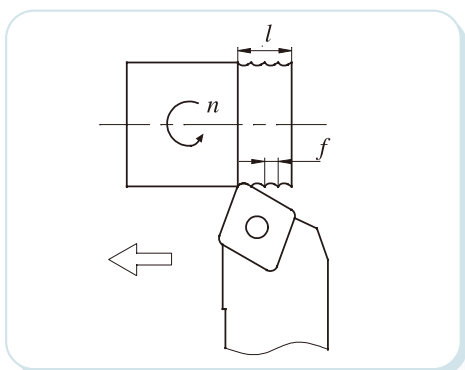
$$V_c = \frac{\pi \times D \times n}{1000} \quad (m/min)$$

In the formula: V_c : Cutting speed (m/min)
 n : Rotating speed of main axle (rev/min)
 D : Diameter of workpiece (mm)

For example: When the rotating speed is 280rev/min and the diameter of workpiece is 150mm, the cutting speed should be:

$$V_c = \frac{\pi \times D \times n}{1000} \quad (m/min) = 132(m/min)$$

2 Calculation of feed rate



$$f = \frac{l}{n} \quad (mm/rev)$$

In the formula: f : Feed rate per rotation (mm/rev)
 l : Cutting length per minute (mm/min)
 n : Rotating speed of main axle (rev/min)

For example: When the rotating speed of main axle is 500rev/min, and the cutting length per minute is 100mm/min, the feed rate per rotation should be:

$$f = \frac{l}{n} = \frac{100}{500} = 0.2(mm/rev)$$

车削加工参数计算方法

Calculation method of turning parameters

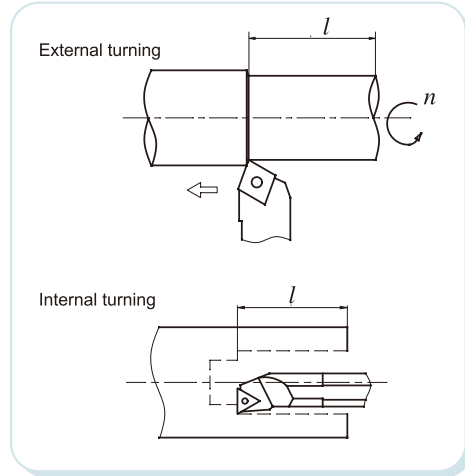
3 Cutting time calculation of external and internal turning

$$T = \frac{l}{f \times n} \quad (\text{min})$$

In the formula: T: Cutting time (min)
 l: Length of machined areas (mm)
 f: Feed rate (mm/rev)
 n: Rotating speed of main axle (rev/min)

For example: When the rotating speed of main axle is 250rev/min, and the feed rate is 0.2mm/rev, the time needed for a cutting length of 150mm should be:

$$T = \frac{l}{f \times n} = \frac{150}{0.2 \times 250} = 3(\text{min})$$

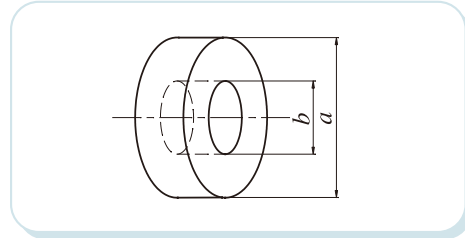


4 Time calculation for end surface turning (constant linear speed)

$$T = \frac{\pi \times (a^2 - b^2)}{4000 \times V_c \times f} \quad (\text{min})$$

In the formula: T: Cutting time (min)
 V_c: Cutting speed (m/min)
 f: Feed rate (mm/rev)

For end surface without hole, b=0, the formula is still valid.



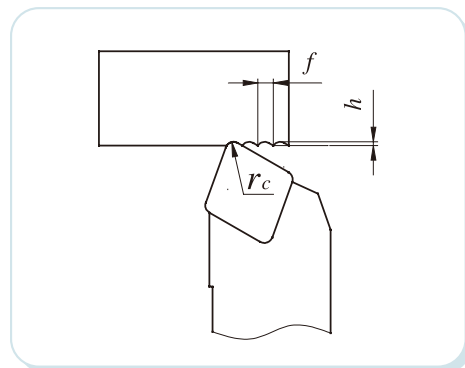
5 Theoretical value calculation of machined surface roughness

$$R = \frac{f^2}{8r_c} \times 1000 \quad (\mu\text{m})$$

In the formula: R: Theoretical roughness value of machined surface
 f: Feed rate (mm/rev)
 r_c: Nose radius (mm)

For example: When the feed rate is 0.2mm/rev, and the nose radius is 0.4mm, the theoretical roughness value of machined surface should be:

$$R = \frac{f^2}{8r_c} \times 1000 = \frac{0.2^2}{8 \times 0.4} \times 1000 = 12.5(\mu\text{m})$$

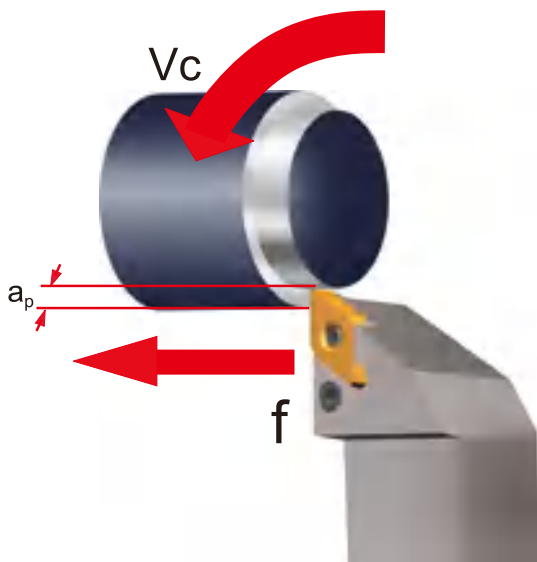


车削三要素对加工的影响

Effect of three main turning parameters on machining

Effects of three main parameters

Normally, short machining time, long tool life and high machining precision are expected in machining, so the material quality, hardness, and shape of the workpiece, and properties of machine should be fully considered, and then we can select suitable tools and adopt high-efficiency cutting parameters, namely three parameters.



Cutting speed (Vc)

When the workpiece is rotating on the machine, the number of its rotation per minute is defined as Rotating speed of main axle (n). Because of its rotation, the cutting speed measured on the contacting point of diameter is defined as linear speed, m/min. Normally, linear speed is considered to measure the effect of cutting speed on machining.

Effect of cutting speed

Cutting speed has significant effect on tool life. When the cutting speed is increased, cutting temperature will increase and tool life will be shortened. Cutting speed varies according to the different types and hardness of workpiece. The below conclusions are reached after many cutting experiments:

(1) Normally tool life would be reduced to half when the cutting speed is increased by 20%. Tool life would be 20% of the original life if the cutting speed is raised by 50%.

(2) Low speed (20-40m/min) cutting could easily cause vibration and shorten tool life.

Feed rate (fn)

Feed rate is defined as the moving distance of tool after workpiece rotates for one circle, measured by mm/rotation.

Effect of feed rate

Feed rate is a key factor that determines surface quality. Meanwhile it also affect the range of chip forming and the thickness of chips during machining.

In term of the effect on tool life, small feed rate leads to serious abrasion on clearance face, greatly reducing tool life.

Cutting depth (ap)

Cutting depth is defined as the difference between machined surface and unmachined surface, measured by mm. It is half the difference value between the original diameter and machined diameter.

Effect of cutting depth

Cutting depth should be determined by the machining allowance and shape of workpiece, power and rigidity of machine, and tool rigidity.

The change of cutting depth has little effect on tool life. If the cutting depth is too low, the cutting nose only scrapes the hardened layer on the workpiece surface, reducing tool life. When there is hardened oxide layer on workpiece surface, higher cutting depth should be adopted within the possible range of machine's power to avoid cutting nose just cutting the hardened layer of workpiece.

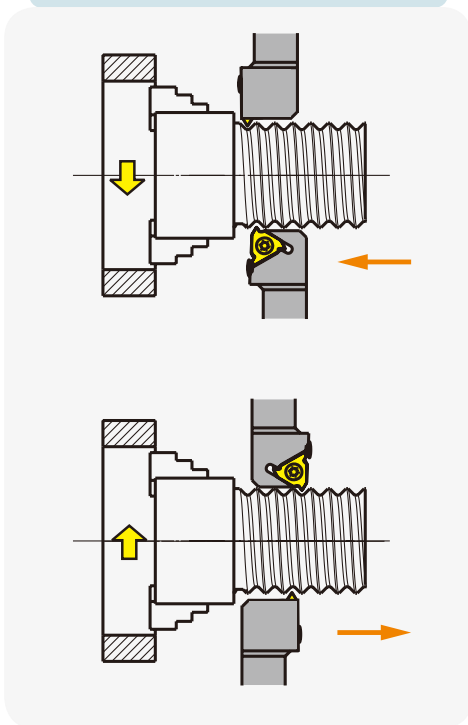
螺纹刀具加工方式

Machining method of threading tools

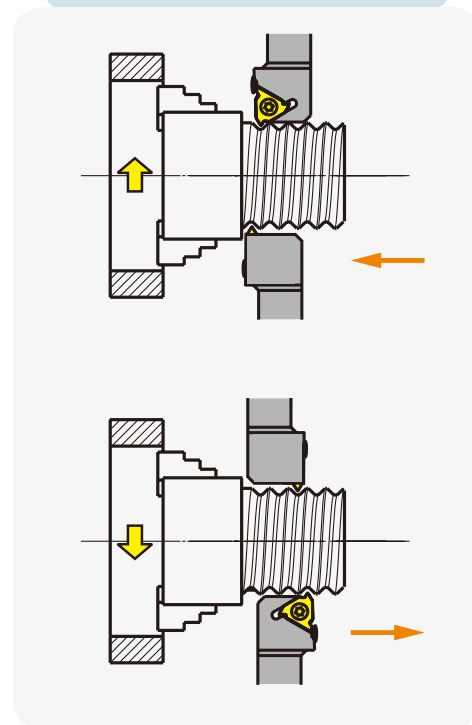
Please follow the following steps to get the best threading result:

- 1 Select proper thread machining method.
- 2 Define helical angle and select shim.
- 3 Select proper insert and tool holder size.
- 4 By checking reference table of standard threading programs, select feasible cutting parameters.
- 5 Select feed way.

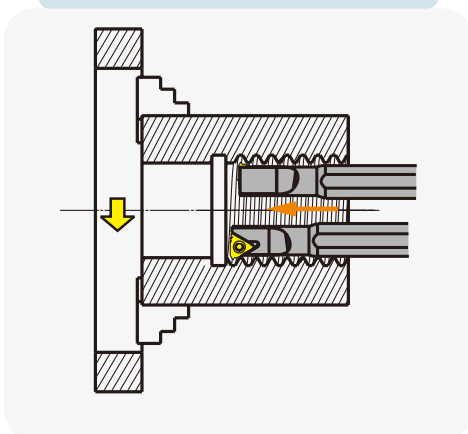
External threading machining (Right thread)



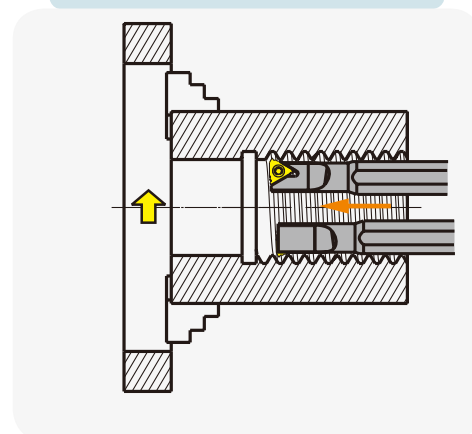
External threading machining (Left thread)



Internal threading machining (Right thread)



Internal threading machining (Left thread)



决定螺旋升角，选择刀垫

Decide helical angle and select shim

The clearance angle of threading inserts is actually along the edge (flank). This has significant effect on heat diffusion, spread of abrasion as well as tool life, security and pitch quality. The clearance angle of threading pitch on clearance face is determined by thread helical angle. These two angles are similar to each other to some extent. If inclined angle of insert is different from the helical angle, then the clearance angle won't be the same either.

The helical angle of pitch has to be the same with the inclined angle of insert to prevent over wearing on the clearance face which could affect tool life. the helical angle is calculated as below:

$$e = \arctan \frac{p}{d_2 \times \pi}$$

P= Pitch

d₂= pitch diameter

The most common inclined angle is 1°. MT standard shim and its inclined angle is also 1°.

Calculation of clearance angle:

Clearance angle is calculated as below:

$$\beta = \arctan (\tan \theta \times \tan \alpha)$$

2θ=Thread profile angle

α=The rake angle of external standard threading tools is 10°; the rake angle of internal standard threading tools is 15°.

The shim has to be changed when helical angle of thread is ≤ clearance angle of tool, which could cause intervene on insert flank.

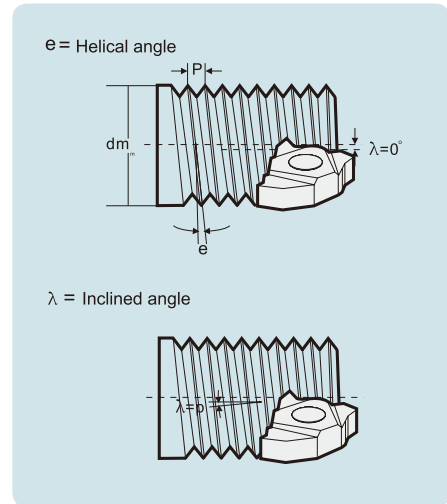
Please change the shim to adjust the difference between helical angle of thread and inclined angle of shim to be within 2°~0°.

For example: when P=1.5, d₂=24mm, helical angle 1.14°-(2°-0°)=inclined angle (-0.86°~1.14°) it is feasible to use standard shim 1°.

Shim specification table is as follows:

Screw pitch range	Insert dimensions	Inclined angle	Shim
0.5-3.0	16	0	MT16-00MN
		1	MT16-01MN
		2	MT16-02MN
		3	MT16-03MN
3.5-6.0	22	0	MT22-00MN
		1	MT22-01MN
		2	MT22-02MN
		3	MT22-03MN

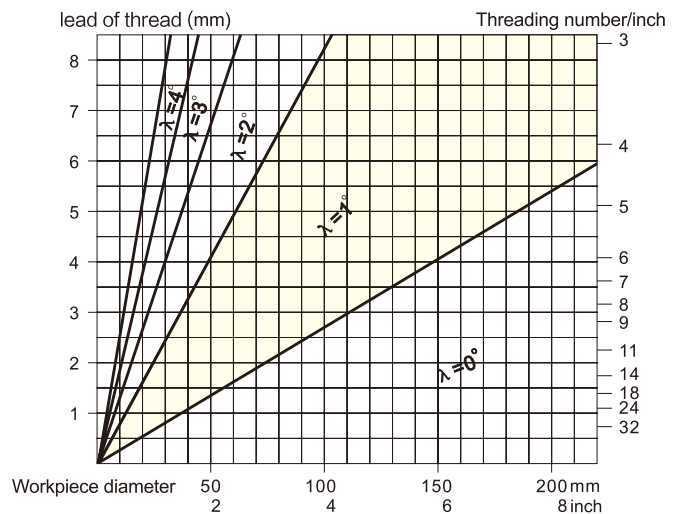
Note: the standard angle of shim for our threading tools is 1°. ((MT16-01MN or MT22-01MN))



Please refer to the table below for actual value:

Thread profile angle 2θ	β	
	External thread	Internal thread
60°	5.8°	8.79°
55°	5.24°	7.94°
30°	2.7°	4.1°
29°	2.6°	3.96°

Select shim:





不同标准螺纹加工程序编制用参数表

Parameter table for threading program under different standards

■ 公制ISO外螺纹进刀推荐表

■ Table of recommended in-feed for metric ISO external threading with wiper edge

screw pitch (mm)	0.5	0.75	1	1.25	1.5	1.75	2	2.5	3	3.5	4	4.5	5	5.5	6
Total in-feed (mm)	0.38	0.53	0.68	0.85	1.02	1.16	1.33	1.67	1.98	2.3	2.61	2.93	3.25	3.56	3.88
Number of passes	4	4	5	6	7	8	9	11	12	13	14	14	15	16	17
1	0.12	0.18	0.2	0.2	0.23	0.24	0.26	0.26	0.26	0.3	0.33	0.35	0.38	0.4	0.4
2	0.1	0.15	0.15	0.18	0.19	0.2	0.22	0.23	0.24	0.28	0.3	0.32	0.35	0.38	0.38
3	0.09	0.12	0.14	0.15	0.17	0.18	0.18	0.21	0.22	0.25	0.28	0.3	0.32	0.35	0.36
4	0.07	0.08	0.11	0.13	0.13	0.14	0.15	0.18	0.2	0.22	0.25	0.28	0.3	0.32	0.34
5			0.08	0.11	0.12	0.12	0.13	0.15	0.18	0.2	0.22	0.26	0.28	0.3	0.32
6				0.08	0.1	0.1	0.12	0.12	0.17	0.2	0.2	0.25	0.25	0.28	0.3
7					0.08	0.1	0.1	0.12	0.16	0.18	0.18	0.22	0.22	0.25	0.28
8						0.08	0.09	0.12	0.15	0.15	0.18	0.2	0.2	0.22	0.25
9							0.08	0.1	0.12	0.12	0.15	0.18	0.2	0.2	0.22
10								0.1	0.1	0.12	0.12	0.15	0.18	0.18	0.2
11								0.08	0.1	0.1	0.12	0.12	0.15	0.15	0.18
12									0.08	0.1	0.1	0.12	0.12	0.13	0.15
13										0.08	0.1	0.1	0.12	0.12	0.12
14											0.08	0.08	0.1	0.1	0.12
15													0.08	0.1	0.1
16														0.08	0.08
17															0.08

不同标准螺纹加工程序编制用参数表

Parameter table for threading program under different standards

■ 公制ISO外螺纹进刀推荐表

■ Table of recommended in-feed for metric ISO internal threading with wiper edge

screw pitch (mm)	0.5	0.75	1	1.25	1.5	1.75	2	2.5	3	3.5	4	4.5	5	5.5	6
Total in-feed (mm)	0.35	0.48	0.66	0.83	0.97	1.14	1.27	1.58	1.8	2.15	2.44	2.73	3.02	3.31	3.6
Number of passes	4	4	5	6	7	8	9	11	12	13	14	14	15	16	17
1	0.11	0.15	0.18	0.2	0.22	0.22	0.24	0.25	0.25	0.26	0.26	0.28	0.28	0.3	0.3
2	0.09	0.13	0.15	0.18	0.18	0.18	0.2	0.22	0.23	0.25	0.25	0.26	0.28	0.3	0.3
3	0.08	0.12	0.14	0.15	0.16	0.16	0.18	0.2	0.2	0.23	0.24	0.25	0.26	0.28	0.28
4	0.07	0.08	0.11	0.12	0.13	0.15	0.15	0.18	0.18	0.21	0.22	0.25	0.26	0.28	0.28
5			0.08	0.1	0.11	0.13	0.12	0.15	0.16	0.2	0.2	0.24	0.25	0.26	0.26
6				0.08	0.09	0.12	0.12	0.12	0.15	0.18	0.2	0.22	0.23	0.25	0.25
7					0.08	0.1	0.1	0.12	0.15	0.16	0.18	0.2	0.21	0.23	0.25
8						0.08	0.08	0.1	0.12	0.14	0.18	0.2	0.2	0.23	0.23
9							0.08	0.1	0.1	0.12	0.16	0.18	0.2	0.2	0.23
10								0.07	0.1	0.12	0.15	0.18	0.18	0.2	0.21
11								0.07	0.08	0.1	0.12	0.15	0.18	0.18	0.2
12									0.08	0.1	0.1	0.13	0.15	0.15	0.2
13										0.08	0.1	0.11	0.15	0.15	0.18
14											0.08	0.08	0.11	0.12	0.15
15													0.08	0.1	0.12
16														0.08	0.08
17															0.08



不同标准螺纹加工程序编制用参数表

Parameter table for threading program under different standards

■ 美制UN外螺纹进刀量推荐表

■ Table of recommended in-feed for American unified standard external threading with wiper edge

screw pitch (mm)	24	20	18	16	14	12	10	8
Total in-feed (mm)	0.72	0.85	0.92	1.06	1.2	1.39	1.67	2.07
Number of passes	5	6	6	7	8	9	10	12
1	0.2	0.2	0.22	0.23	0.24	0.24	0.25	0.25
2	0.18	0.18	0.2	0.2	0.21	0.22	0.23	0.23
3	0.15	0.16	0.16	0.18	0.18	0.2	0.21	0.23
4	0.11	0.13	0.14	0.15	0.15	0.18	0.2	0.2
5	0.08	0.1	0.12	0.12	0.13	0.15	0.18	0.2
6		0.08	0.08	0.1	0.11	0.13	0.15	0.18
7				0.08	0.1	0.11	0.15	0.18
8					0.08	0.08	0.12	0.15
9						0.08	0.1	0.15
10							0.08	0.12
11								0.1
12								0.08

不同标准螺纹加工程序编制用参数表

Parameter table for threading program under different standards

■ 美制UN内螺纹进刀量推荐表

■ Table of recommended in-feed for American unified standard internal threading with wiper edge

screw pitch (mm)	24	20	18	16	14	12	10	8
Total in-feed (mm)	0.71	0.83	0.92	1.03	1.16	1.29	1.53	1.9
Number of passes	5	6	6	7	8	9	10	12
1	0.19	0.2	0.22	0.23	0.24	0.24	0.25	0.25
2	0.17	0.18	0.2	0.2	0.2	0.2	0.23	0.23
3	0.15	0.15	0.17	0.17	0.18	0.18	0.2	0.23
4	0.12	0.12	0.14	0.14	0.15	0.15	0.18	0.2
5	0.08	0.1	0.11	0.12	0.12	0.12	0.15	0.18
6		0.08	0.08	0.1	0.1	0.12	0.13	0.15
7				0.07	0.1	0.1	0.11	0.15
8					0.07	0.1	0.11	0.12
9						0.08	0.1	0.12
10							0.07	0.1
11								0.1
12								0.07



不同标准螺纹加工程序编制用参数表

Parameter table for threading program under different standards

■ 惠氏内、外螺纹进刀量推荐表

■ Table of recommended in-feed for British standard internal and external threading with wiper edge

screw pitch (mm)	28	20	19	18	16	14	12	11	10	9	8
Total in-feed (mm)	0.66	0.88	0.91	0.99	1.09	1.25	1.42	1.58	1.71	1.9	2.13
Number of passes	5	6	6	7	8	8	8	9	10	11	12
1	0.18	0.2	0.2	0.2	0.2	0.22	0.23	0.24	0.24	0.23	0.23
2	0.15	0.18	0.18	0.18	0.18	0.2	0.21	0.22	0.22	0.22	0.22
3	0.14	0.16	0.17	0.15	0.16	0.2	0.21	0.2	0.2	0.21	0.22
4	0.11	0.14	0.15	0.15	0.15	0.18	0.2	0.2	0.2	0.2	0.21
5	0.08	0.12	0.13	0.13	0.12	0.15	0.2	0.18	0.18	0.2	0.2
6		0.08	0.08	0.1	0.12	0.12	0.16	0.18	0.16	0.18	0.2
7				0.08	0.08	0.1	0.12	0.15	0.15	0.15	0.18
8					0.08	0.08	0.09	0.12	0.15	0.15	0.16
9								0.09	0.12	0.13	0.15
10									0.09	0.13	0.15
11										0.1	0.12
12											0.09

不同标准螺纹加工程序编制用参数表

Parameter table for threading program under different standards

■ NPT内、外螺纹进刀量推荐表

■ Table of recommended in-feed for NPT internal and external threading with wiper edge

screw pitch (mm)	27	18	14	11.5	8
Total in-feed (mm)	0.77	1.14	1.46	1.77	2.54
Number of passes	6	8	10	12	14
1	0.19	0.22	0.24	0.24	0.24
2	0.16	0.2	0.22	0.22	0.24
3	0.14	0.18	0.2	0.2	0.23
4	0.11	0.15	0.15	0.18	0.22
5	0.09	0.12	0.15	0.15	0.22
6	0.08	0.1	0.12	0.15	0.2
7		0.1	0.12	0.13	0.2
8		0.07	0.1	0.13	0.18
9			0.08	0.11	0.16
10			0.08	0.1	0.16
11				0.08	0.15
12				0.08	0.12
13					0.12
14					0.1

■ BSPT内、外螺纹进刀量推荐表

■ Table of recommended in-feed for BSPT internal and external threading with wiper edge

screw pitch (mm)	28	19	14	11
Total in-feed (mm)	0.66	0.94	1.25	1.56
Number of passes	5	6	8	10
1	0.18	0.22	0.22	0.22
2	0.15	0.2	0.2	0.2
3	0.14	0.18	0.18	0.2
4	0.11	0.15	0.16	0.18
5	0.08	0.11	0.15	0.15
6		0.08	0.15	0.15
7			0.11	0.13
8			0.08	0.13
9				0.11
10				0.09



切削用量推荐表

Table of recommended cutting parameters

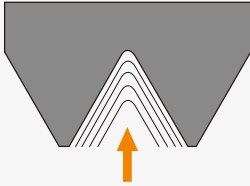
ISO	Material		Unit cutting force Kc0.4 N/mm ²	Hardness HB	Grade	
					HMB HMC	
					Cutting speed(m/min)	
P	Carbon steel	C=0.15%	1900	125	150-175	
		C=0.35%	2100	150	140-155	
		C=0.60%	2250	200	130-145	
	Alloy steel	Anneal	2100	180	110-130	
		Hardened	2600	275	80-100	
		Hardened	2700	300	70-90	
		Hardened	2850	350	60-80	
	High alloy steel	Anneal	2600	200	90-115	
		Hardened	3900	325	70-90	
	Cast steel	Non-alloy	2000	180	180-210	
		low alloy	2500	200	90-115	
		High alloy	2700	225	90-115	
Martensite steel 12%Mn		3600	250	40-50		
M	Stainless steel	Austenite	2450	180	110-130	
		Martensite/Ferrite	2300	200	130-170	
K	Malleable cast iron	Ferrite	1100	130	110-140	
		Pearlite	1100	230	85-105	
	Gray cast iron	Low tensile-strength	1100	180	110-140	
		High tensile-strength	1500	260	90-115	
Nodular cast iron	Ferrite	1100	160	110-130		
	Pearlite	1800	250	80-100		
N	Al alloy	Non-aging treatment	500	60	1300-1450	
		Aging treatment	800	100	450-500	
	Cast aluminum alloy	Non-aging treatment	750	75	430-470	
		Aging treatment	900	90	250-290	
S	Heat resistant alloy	Iron base	Anneal	3000	200	35-50
			Aging	3050	280	25-35
		Ni- or Co-base	Anneal	3500	250	15-25
			Aging	4150	350	10-20
			Casting	4150	320	10-15
H	Hardened steel	Hardened steel	4500	HRC55	40-50	

Note: •The values in the above table are range values. High values in the range could be considered in actual cutting. When trying new cutting speed, please check the cutting edge condition before operation.
 •In stainless steel threading, high cutting speed should be used to prevent built-up edge.
 •The cutting parameters should be reduced when cutting small pitch thread and when using tools with small nose radius.
 •When cutting thread by tools with small nose radius, such as NPT standard thread, it is advisable to use tools with big nose radius first to rough, so as to improve the life of tools with small nose radius.

螺纹刀具进刀方法

In-feed way of threading tools

Radial in-feed



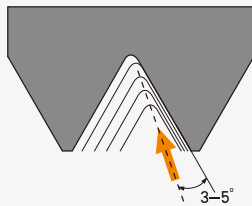
- Easy operating, high general.
- V-shape chip caused by long chip steel workpiece will produce big bend stress on cutting edge.
- It requires low cutting depth, sharp cutting edge and good tough material.
- Big quantity of heat when cutting ,V-shape chip is hard to control.
- Because the interface of cutting chips on the right and left side is long, so it is easy to cause vibration and make the cutting edge suffer more overloading.

Flank in-feed



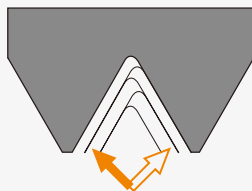
- Cutting edge suffer small bend stress, stable estate, it is easy for chips formation in deep cutting depth.
- There are enough space to leave chips flow when flank in-feed.
- Big abrasion on right flank.

Modified flank in-feed



- Right Cutting Edge also engage on cutting depth to a certain extent, it can reduce the abrasion on right side of clearance face.
- Cutting edge suffer small bend stress, stable estate, it is easy for chips formation in deep cutting depth.
- Good Cutting Performance.

Alternate flank in-feed



- Cutting edge trade off when machining, equality abrasion on left and right side of clearance face on cutting edge, it can improve the life of tools.
- Chips are flowing from both of right and left side, good chips flowing.
- Recommend using in big screw-pitch thread cutting.



Recommend adopting flank in-feed or alternate flank in-feed under allowable range of machining equipment or programmer, it can eliminate the machining vibration effectively, and it has enough space discharge the chips between pitch. Cutting edge suffer a small stress, machining stable, it likes the general turning process when machining thread, good chip control without extra chips.



螺纹加工常见问题及解决办法

Common problems in threading and solutions

Problem	Cause	Solutions
Wear on clearance face	Cutting speed too high.	Reduce cutting speed.
	Low cutting depth, abrasion.	Reduce frequency of feed and friction of cutting edge.
	Inserts are over the center line.	Adopt correct center height.
Asymmetric wear on right and left cutting edge	The inclined angle of insert is different from the helical angle of thread.	Change to proper shim to get correct inclined angle.
	Flank in-feed is not correct.	Change the way of flank in-feed.
Breakage	Cutting speed too low.	Increase cutting speed.
	Cutting force too high.	Increase frequency of feed and reduce Max in-feed.
	Unstable clamping.	Check if workpiece vibrates. Reduce overhang of tool. Verify clamping of workpiece and tool.
	Chip twisting.	Increase the pressure of cooling liquid to blow away chips.
Plastic deformation	High cutting speed, high temperature on cutting area.	Reduce cutting speed. Increase feed frequency and reduce Max cutting depth.
	Insufficient cooling fluid.	Increase cooling fluid supply.
Low thread surface quality	Cutting speed too low. The insert is over the center line. Chips are not under control.	Increase cutting speed. Adjust centre height. Change the operation way of tools to well control chips.
Incorrect profile	Incorrect center height.	Adjust centre height.
	Pitch on machine is not correct.	Adjust machine.
Shallow profile	Cutting speed set wrong.	Adjust cutting depth.
Surface damage	Chips involved or contacted.	Change to flank in-feed to control chip flow direction.
Built-up edge	Temperature of cutting edge is too low. Usually occur when machining stainless steel and low carbon steel.	Increase cutting speed as well as pressure and concentration of cooling fluid. Choose inserts with good toughness.
Crack on surface	Cutting force too high	Reduce the cutting depth of each feed.
Vibration	Incorrect clamping of workpiece or tool	Verify clamping of workpiece and tool. Minimize overhang of tool.
	Incorrect cutting parameters	Increase cutting speed or reduce it substantially.
	Incorrect tool clamping	Adjust center height.

浅孔钻技术信息

Technical information for U drills

Initial drill penetration

Initial drill penetration is an important factor for successful drilling. One way of ensuring good hole quality is to make sure the penetration surface of the workpiece is vertical to the drill centre axis. In addition, an indexable drill can carry out initial penetration of convex, concave, inclined and irregular surfaces by adjusting feed rates.

Workpiece surface	Countermeasures
	For a convex surface, the conditions are relatively good and the centre of the drill ideally makes contact with the workpiece first, thus normal feed can be adopted.
	When penetrating an inclined surface, the cutting edges will be unevenly loaded, which may result in the premature drill abrasion. If the angle of the inclined surface is larger than 2°, the feed should be reduced to 1/3 of the value recommended for the drill.
	When drilling into concave surface, drill center axis normally tends to go off-center, the feed should be reduced to 1/3 of the value recommended for the drill.
	When drilling into non-symmetric curved surfaces, the drill tends to deviate from the centre because it is penetrating an inclined surface. The feed should be reduced to lower than the value recommended for the initial penetration of concave surfaces.
	When drilling into irregular surface, the insert faces the risk of chipping, which may also occur when drilling through the workpiece. Therefore, the feed rate should be reduced.

Calculations for shallow drilling

Cutting speed(Vc)

$$V_c = \frac{D_c \times \pi \times n}{1000}$$

V_c (m/min): cutting speed
D_c(mm): drill diameter
n (rev/min): rotating speed

◆ Example

Spindle speed is 1600 rev/min, drill diameter is 20mm, thus cutting speed is:

$$V_c = \frac{D_c \times \pi \times n}{1000} = \frac{20 \times 3.14 \times 1600}{1000} = 100 \text{ (m/min)}$$

Feed speed

$$V_f = f_r \times n \text{ (mm/min)}$$

V_f (mm/min): feed speed
f_r (mm/rev): feed rate per revolution
n (rev/min): spindle speed

◆ Example

Spindle speed is 1500 rev/min, feed rate per revolution is 0.1mm/rev, thus feed speed is:

$$V_f = f_r \times n = 0.1 \times 1500 = 150 \text{ (mm/min)}$$

Machining time

$$T_c = \frac{I_d \times i}{n \times f_r}$$

T_c (min): machining time
f_r (mm/rev): feed rate per revolution
i: number of holes I_d (mm): drilling depth
n (rev/min): spindle speed

◆ Example

Drilling a hole with a diameter of 20mm and a depth of 40mm, cutting speed is 100m/min and feed rate per revolution is 0.1mm/rev. Calculate the drilling time.

$$n = \frac{V_c \times 1000}{D_c \times \pi} = \frac{100 \times 1000}{20 \times 3.14} = 1600 \text{ (rev/min)}$$

$$T_c = \frac{I_d \times i}{n \times f_r} = \frac{40 \times 1}{1600 \times 0.1} = 0.25 \text{ (min)}$$

Metal removal rate

$$Q = \frac{V_f \times \pi \times D_c^2}{4 \times 1000}$$

Q (cm³/min): metal removal rate
D_c(mm): drill diameter
V_f (mm/min): feed speed

◆ Example

Drill diameter is 20mm, feed speed is 160mm/rev, thus metal removal rate is:

$$Q = \frac{V_f \times \pi \times D_c^2}{4 \times 1000} = \frac{160 \times 3.14 \times 20^2}{4 \times 1000} = 50.24 \text{ (cm}^3\text{/min)}$$



HCD浅孔钻推荐切削参数表

Recommended cutting parameters for HCD

ISO	Materials	Hardness HB	Diameter Dc mm	Feed rate fn mm/r	Cutting speed Vc m/min
P	Carbon steel	80-200	13.0-21.0	0.05-0.09	200(170-240)
			22.0-33.0	0.05-0.09	
			34.0-41.0	0.06-0.10	
			42.0-50.0	0.07-0.11	
Low alloy steel	150-260	13.0-21.0	0.05-0.09	170(140-220)	
		22.0-33.0	0.05-0.12		
		34.0-41.0	0.06-0.14		
		42.0-50.0	0.08-0.16		
High alloy steel	150-320	13.0-21.0	0.05-0.09	150(120-180)	
		22.0-33.0	0.05-0.12		
		34.0-41.0	0.06-0.16		
		42.0-50.0	0.08-0.18		
Cast steel	180-250	13.0-21.0	0.05-0.08	140(120-170)	
		22.0-33.0	0.05-0.08		
		34.0-41.0	0.06-0.10		
		42.0-50.0	0.07-0.11		
M	Stainless steel Ferrite Martensite	150-270	13.0-21.0	0.05-0.09	160(110-230)
			22.0-33.0	0.05-0.12	
			34.0-41.0	0.06-0.16	
			42.0-50.0	0.08-0.18	
Austenite	150-275	13.0-21.0	0.05-0.09	140(110-220)	
		22.0-33.0	0.05-0.11		
		34.0-41.0	0.06-0.13		
		42.0-50.0	0.08-0.14		
K	Malleable cast iron	150-230	13.0-21.0	0.05-0.10	160(120-220)
			22.0-33.0	0.05-0.14	
			34.0-41.0	0.08-0.16	
			42.0-50.0	0.10-0.20	
Gray cast iron	150-220	13.0-21.0	0.05-0.10	200(170-240)	
		22.0-33.0	0.05-0.14		
		34.0-41.0	0.08-0.16		
		42.0-50.0	0.10-0.20		
Nodular cast iron	160-250	13.0-21.0	0.05-0.09	160(130-200)	
		22.0-33.0	0.05-0.12		
		34.0-41.0	0.06-0.14		
		42.0-50.0	0.08-0.16		
N	Non ferrous metals	60-110	13.0-21.0	0.05-0.10	300(250-350)
			22.0-33.0	0.05-0.14	
			34.0-41.0	0.08-0.16	
			42.0-50.0	0.10-0.20	
			51.0-58.0	0.12-0.24	
			51.0-58.0	0.12-0.24	
			51.0-58.0	0.12-0.24	
			51.0-58.0	0.12-0.24	